

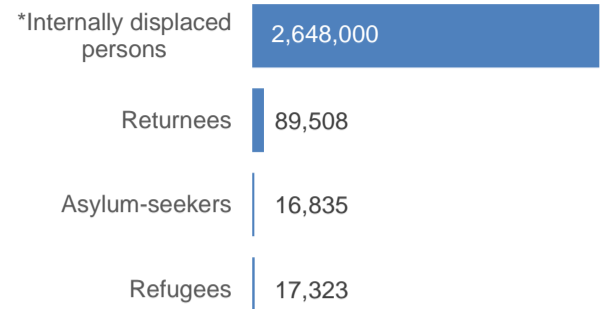
Somalia

1 - 31 May 2019

In May, 60,000 new internal displacements were monitored by the UNHCR-led Protection and Returns Monitoring Network (PRMN). Of the 162,000 displacements monitored year-to-date, drivers include insecurity (91,000), drought related (60,000), floods (5,000) and other reasons (6,000)

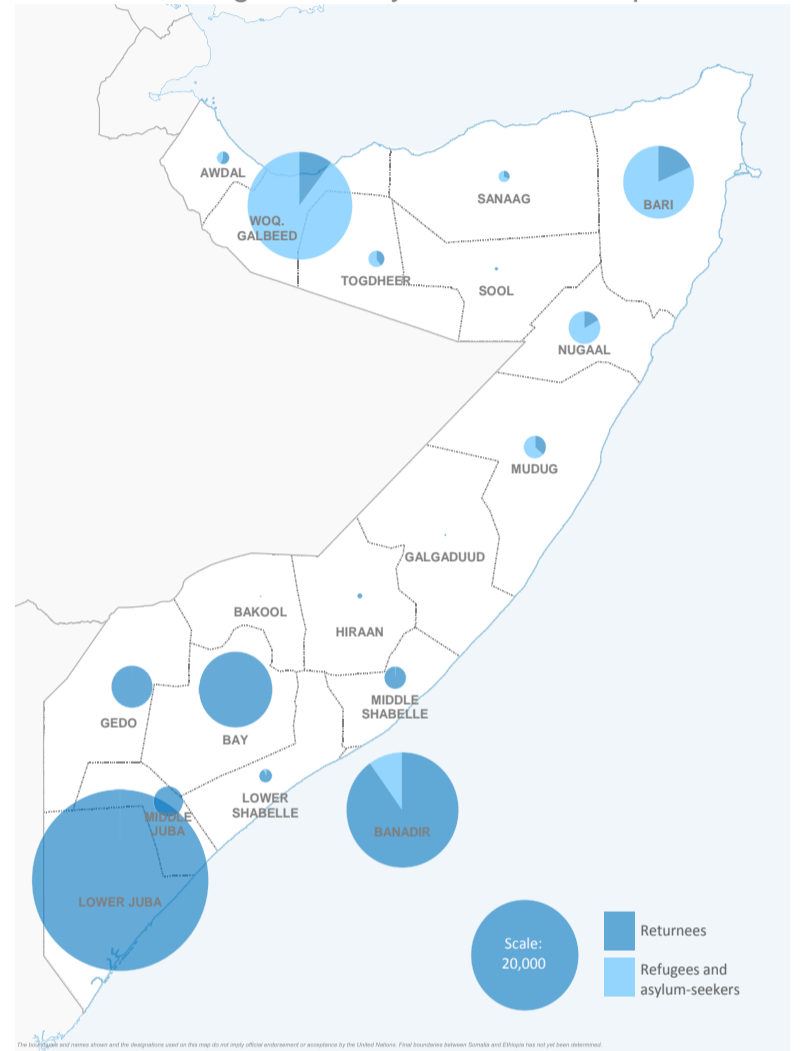
The delayed onset of the 2019 April-May rainy season in many parts of the country has led to a deteriorating food security situation and the Federal Government of Somalia has called for urgent humanitarian response to avert crisis.

Population of concern



*Estimated internally displaced persons as of 31 July 2018 (Source: Information Management Working Group)

Returnees, refugee and asylum seekers map



34,158
refugees & asylum-seekers

89,508
refugee returnees (2014 - 2019)

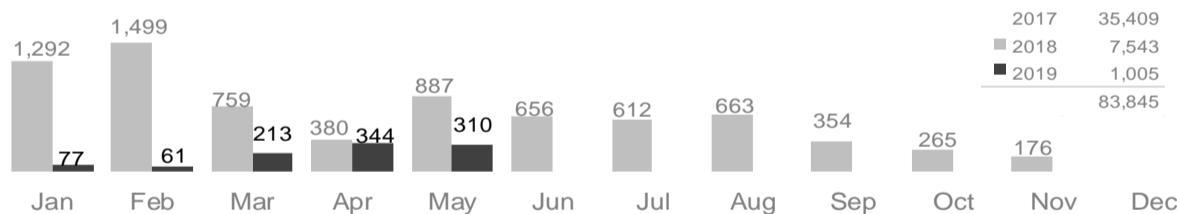
As of May 2019, there were 34,158 refugees and asylum-seekers registered in Somalia, mainly from Ethiopia (16,542 asylum seekers and 4,017 refugees) and Yemen (48 asylum seekers and 12,981 refugees). 570 persons were from other countries including Syria (234), Tanzania (119), Eritrea (88) among others.

Since December 2014, 89,508 Somali refugees have voluntarily returned to Somalia with UNHCR assistance from different countries of asylum including Kenya, Yemen, Djibouti, Libya, Tunisia and Eritrea. In addition, some 42,000 Somalis were monitored as arriving from Yemen since March 2015.

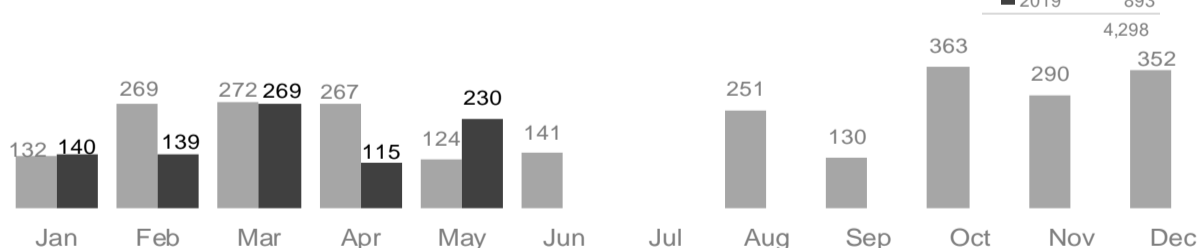
Region	Ethiopia	Yemen	Other
Woq. Galbeed	12,026	6,243	367
Bari	5,700	2,815	24
Banadir	16	3,249	129
Togdheer	226	144	37
Sanaag	158	66	0
Awdal	31	181	8
Nugaal	1,578	150	4
Mudug	818	6	0
Sool	1	9	0
Middle Shabelle	0	13	0
Lower Shabelle	0	142	1
Lower Juba	0	7	0
Other	5	4	0
TOTAL	20,559	13,029	570

Region	Kenya	Yemen	Other
Banadir	14,967	3,384	778
Bari	12	192	25
Bay	9,318	73	3
Galgaduud	10	0	3
Gedo	2,922	2	30
Hiraan	42	4	22
Lower Juba	53,796	17	125
Lower Shabelle	117	43	1
Middle Juba	1,541	0	1
Middle Shabelle	798	26	25
Mudug	10	26	10
Other	322	531	342
TOTAL	83,845	4,298	1,365

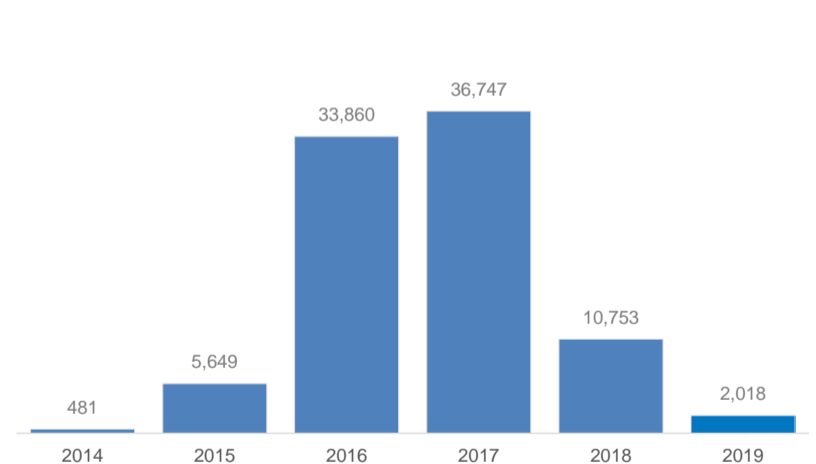
Somali returnees from Kenya by month



Assisted spontaneous returnees from Yemen by month



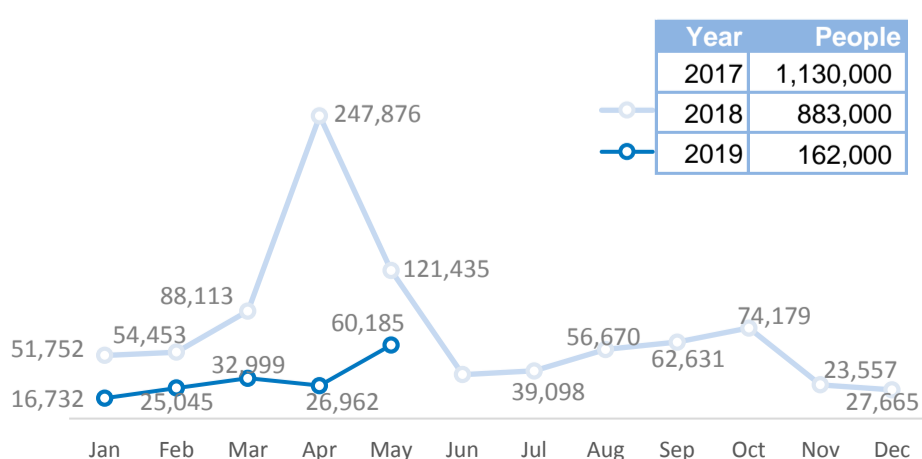
Number of returnees (with assistance from UNHCR) since 2014



Somalia Internal DISPLACEMENT

Displacements monitored by UNHCR Protection and Return Monitoring Network (PRMN)

Monthly internal displacement (2017-2019)



2019 displacement reasons

Conflict/Insecurity	91,000
Drought related	60,000
Other	6,000
Flood	5,000
Total	162,000

2019 top arrival regions

Banadir	41,900
Middle Shabelle	25,100
Bakool	14,600
Bay	9,700
Lower Juba	8,800
Lower Shabelle	8,200
Mudug	7,600
Sanaag	7,400
Other	38,600
Total	162,000

May 2019 displacement reasons

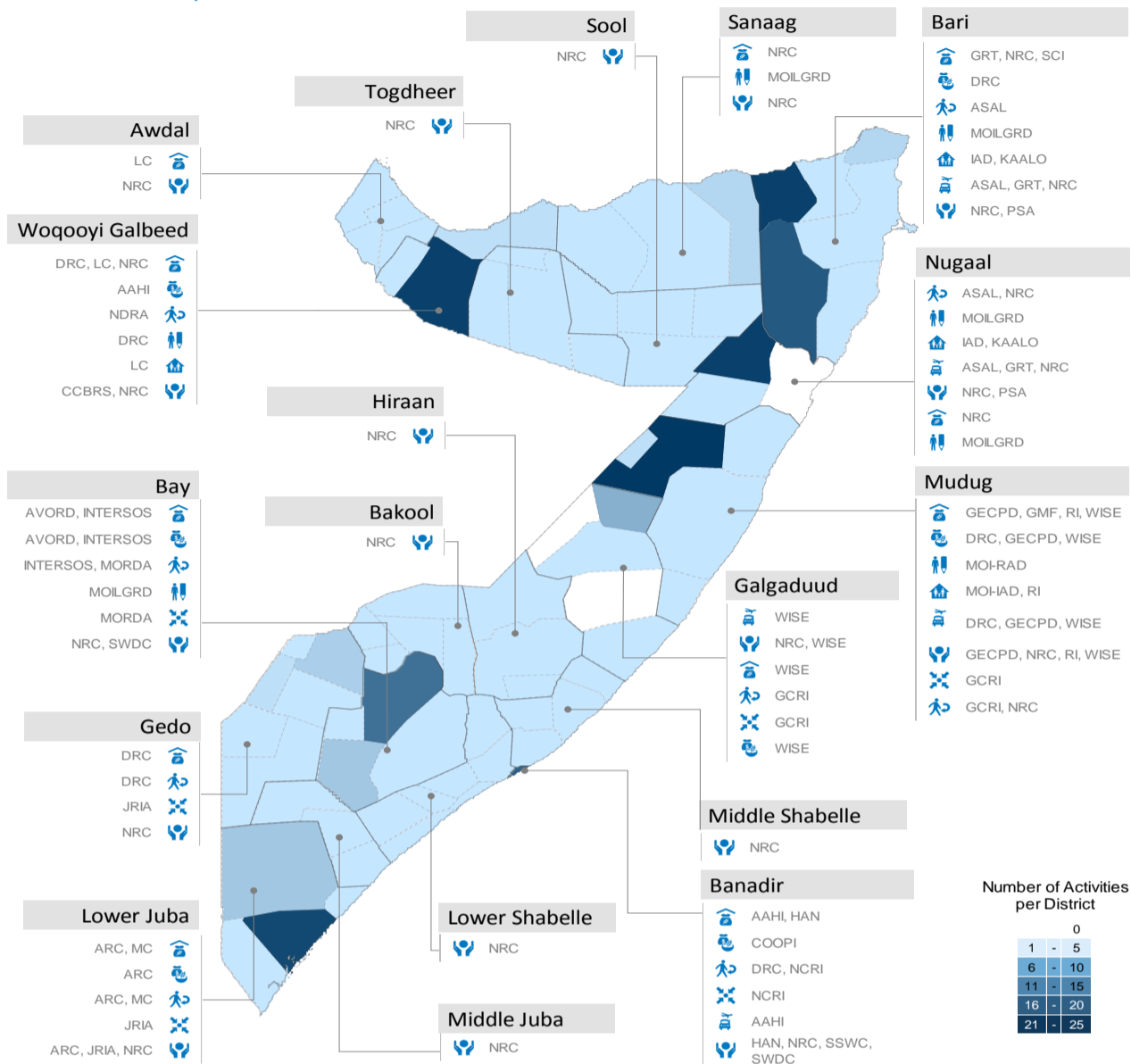
Conflict/Insecurity	44,000
Drought related	11,000
Flood	5,000
Total	60,000

May 2019 top arrival regions

Middle Shabelle	20,700
Banadir	15,700
Lower Shabelle	5,200
Galgaduud	2,600
Hiraan	2,200
Bakool	2,100
Lower Juba	1,700
Sanaag	1,600
Other	8,200
Total	60,000

Somalia

UNHCR 3W map



Number of activities by region and category

Region	Shelter	Health	Protection	Education	Other	Total
Awdal	1					3
Bakool						5
Banadir	7	3	1		1	16
Bari	9	4	1	9	4	27
Bay	9	3	1			13
Galgaduud					1	9
Gedo	1		1		2	6
Hiraan						3
Juba Dhexe						3
Juba Hoose	11	2	1		2	16
Mudug	6	2		2	3	13
Nugaal	4	2	2	2	4	14
Sanaag	1			1		3
Shabelle Dhexe						4
Shabelle Hoose						7
Sool						4
Togdheer						4
Woqooyi Galbeed	6	2	2	1	3	14

Category	Sub-Category
BASIC NEEDS AND ESSENTIAL SERVICES	Water, Transport, Cash Grants, Core Relief Items, Education, Health
LEADERSHIP, COORDINATION AND PARTNERSHIPS	Cluster Coordination - Protection, Shelter, CCCM
LOGISTICS AND OPERATIONS SUPPORT	PDM, Warehouse Management, Transport
FAVOURABLE PROTECTION ENVIRONMENT	Facility Rehabilitation, Equipment, Peaceful Coexistence
FAIR PROTECTION PROCESSES AND DOCUMENTATION	Registration, Profiling, Civil Documentation
DURABLE SOLUTIONS	Return Assistance, Transit Center, Counseling
SECURITY FROM VIOLENCE AND EXPLOITATION	Legal Protection, SGBV Prevention & Response, Material Assistance, PRMN
COMMUNITY EMPOWERMENT, SELF RELIANCE AND SELF MANAGEMENT	Cash Grants, Employment, Business, Vocational Training

UNHCR Presence

Staff
107 National Staff
38 International staff
21 Affiliate workforce

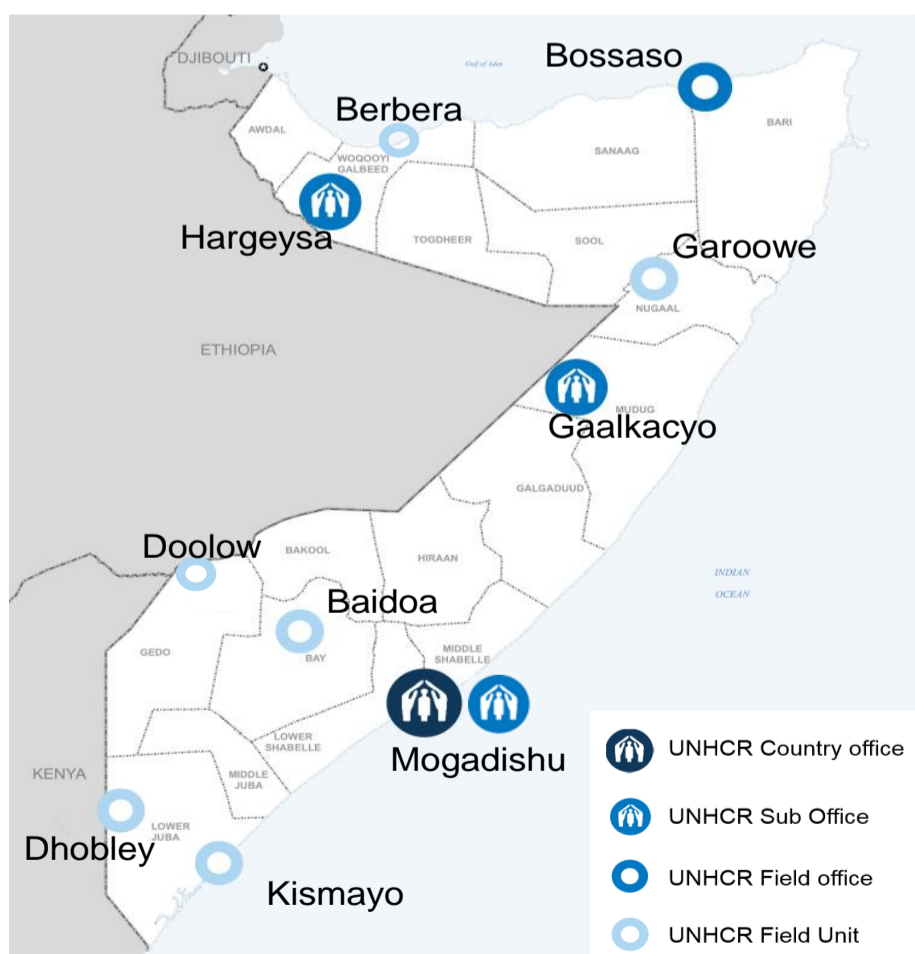
Offices
1 Country office in Mogadishu
3 Sub-offices in Gaalkacyo, Hargeysa and Mogadishu
1 Field office in Bossaso
6 Field Units in Baidoa, Dhobley, Garoowe, Kismayo, Berbera and Doolow
1 Support office in Nairobi

Contact

Takeshi Moriyama, Representative a.i, Somalia
moriyama@unhcr.org, Cell: +252 616 141 312, Cell: +254 780 799 044

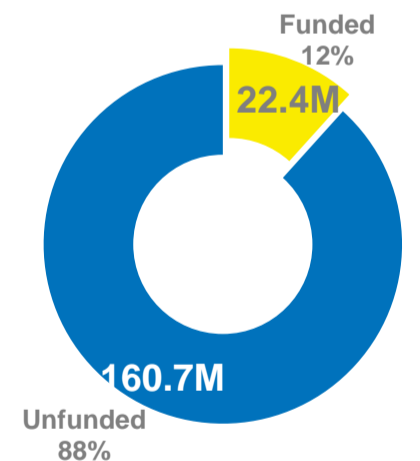
Links

[Somalia: Global Focus](#) - [Somalia: Information sharing portal](#) - [UNHCR Somalia](#) - [@UNHCRSom](#) - [Facebook: UNHCR Somalia](#) - [Somalia internal displacement](#)



Funding (as of 21 May)

USD 183.1 M
requested for Somalia



UNEARMARKED CONTRIBUTIONS | USD

Sweden 90.4 million | Norway 44.5 million | Netherlands 37.5 million | United Kingdom 31.7 million | Germany 26.7 million | Private donors Spain 26.3 million | Denmark 24.4 million | Switzerland 15.1 million | Private donors Republic of Korea 13.8 million

Algeria | Argentina | Australia | Austria | Azerbaijan | Belgium | Canada | Costa Rica | Estonia | Iceland | Indonesia | Kuwait | Malta | Monaco | Montenegro | New Zealand | Peru | Philippines | Qatar | Republic of Korea | Russian Federation | Saudi Arabia | Serbia | Singapore | Slovakia | Sri Lanka | Thailand | United Arab Emirates | Uruguay | Private donors

OTHER SOFTLY EARMARKED CONTRIBUTIONS | USD

United States of America 10 million | Germany 7.1 million | Canada 4.6 million | Private donors Australia 2.5 million