

Total Active Registered Persons Of Concern **23,280**

Urban **23,280**
100.0%

Camps **0**
0.0%

Standard Age and Gender

Age	0-4	5-11	12-17	18-35	36-59	60+	Total	%
Female	916	990	612	2,555	1,286	222	6,581	28.3%
Male	983	996	694	9,217	4,219	590	16,699	71.7%
Total	1,899	1,986	1,306	11,772	5,505	812	23,280	100%

Origion Country

YEM	14,654	62.9%
SUD	6,141	26.4%
SOM	775	3.3%
Other*	1,710	7.3%

Registration Trend

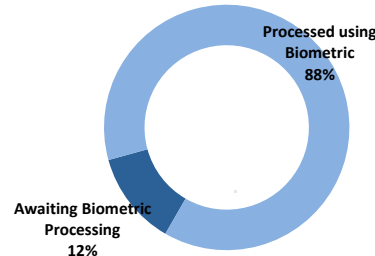
2011	857	3.0%
2012	691	2.4%
2013	2,347	8.3%
2014	2,834	10.0%
2015	4,348	15.4%
2016	3,536	12.5%
2017	5,589	19.8%
2018	8,037	28.5%
2019	824	2.9%

Specific Needs

Serious medical condition	2,418	10.4%
Disability	1,095	4.7%
Woman at risk	592	2.5%
Specific legal and physical protection needs	434	1.9%
Child at risk	321	1.4%
Single parent	276	1.2%
Older person at risk	110	0.5%
Unaccompanied or separated child	87	0.4%
Individuals with Specific Needs	3,807	16.4%
Total	5,333	22.9%

* An individual can have more than one specific need

Biometric Statistics (IRIS)



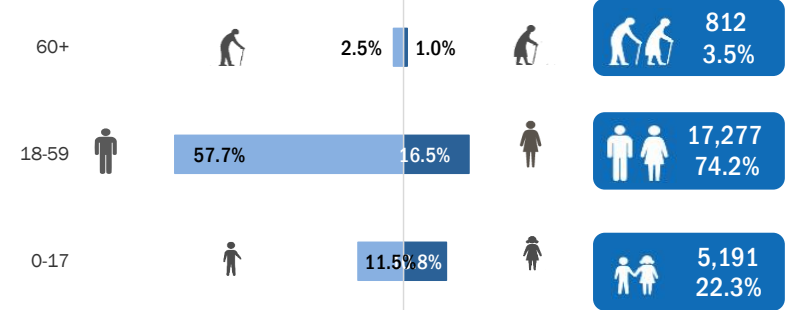
Arrivals**

Pre-2011	1,721	7.4%
2011	646	2.8%
2012	1,274	5.5%
2013	2,730	11.7%
2014	2,212	9.5%
2015	3,704	15.9%
2016	1,701	7.3%
2017	2,323	10.0%
2018	5,506	23.7%
2019	28	0.1%

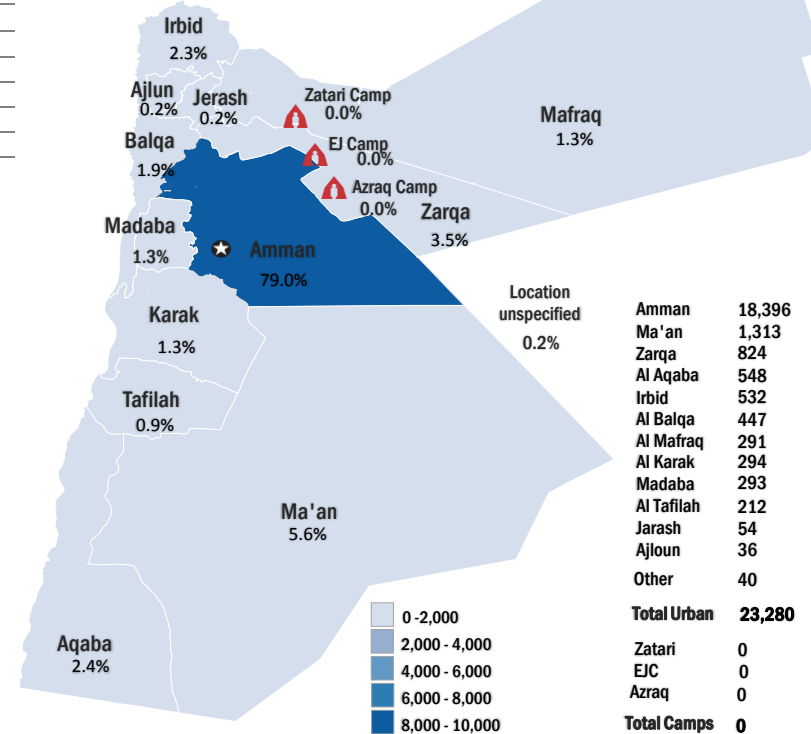
**The new arrivals excludes newborn babies who will be represented under the registration trend.

UNHCR Jordan

Age-Gender Breakdown

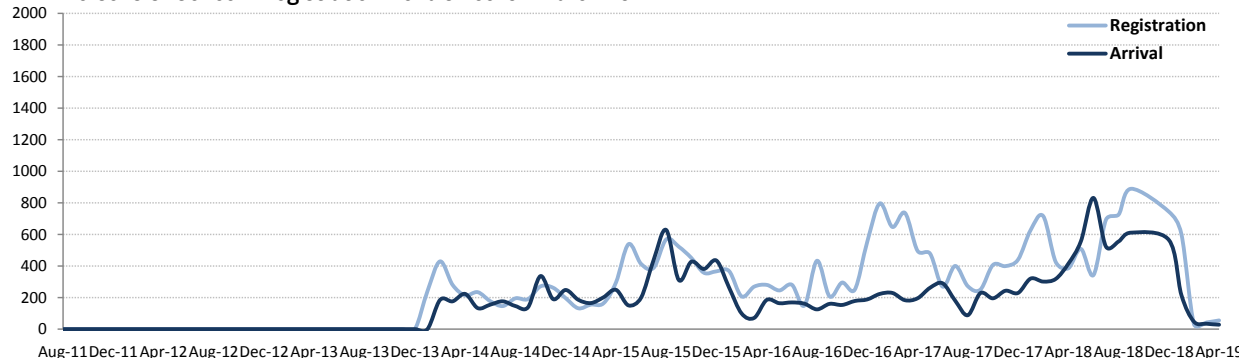


UNHCR Registered Persons Of Concern



* Coloured map only reflects refugees living outside camps.

Persons Of Concern Registration Trend since 01 March 2011



* Other nationalities include among others (ARE,LBY,LEB,ETH,RUS,...)

**The new arrivals excludes newborn babies who will be represented under the registration trend.

DAG Jordan

Interagency Portal: <http://data.unhcr.org/Syrianrefugees>

UNHCR on the web: <http://www.unhcr.org>

UNHCR on Social network: <http://www.facebook.com/UNHCRJordan> ; <http://twitter.com/ZaatariCamp>