



Refugee Influx Dashboard | Joint Border Monitoring

31 May 2019

Uganda Refugee Response

DRC situation

Influx

This year	This month
21,007	4,506

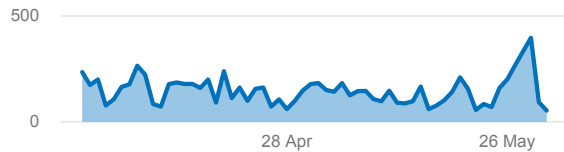
Compared to '19 RRP



Daily average

Previous month	Current month	Difference	Trend
148	145	-2 %	↓

Influx in last 2 months



Top 4 entry points this month*

Corridor 1	2,473	<div style="width: 20%;"></div>	20 %	↑
Corridor 5	1,361	<div style="width: 27%;"></div>	-27 %	↓
Corridor 2	620	<div style="width: 12%;"></div>	-12 %	↓
Corridor 4	52	<div style="width: 48%;"></div>	-48 %	↓

* Corridor 1 (Nteko, Bunagana, Busanja), Corridor 2 (Ishasha/Kihihi, Kyeshero, Butogota, Kabingo), Corridor 4 (Ntoroko), Corridor 5 (Lake Albert)

SSD situation

Influx

This year	This month
22,526	6,357

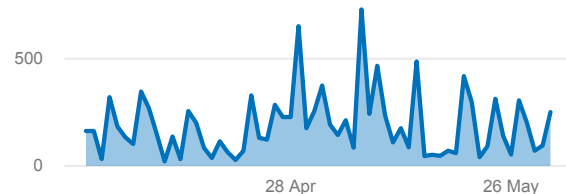
Compared to '19 RRP



Daily average

Previous month	Current month	Difference	Trend
176	205	17 %	↑

Influx in last 2 months



Top 4 entry points this month**

Lamwo	2,678	<div style="width: 23%;"></div>	23 %	↑
Koboko	2,012	<div style="width: 1%;"></div>	-1 %	↓
Amuru	1,579	<div style="width: 18%;"></div>	18 %	↑
Yumbe	88	<div style="width: 42%;"></div>	42 %	↑

** Amuru (Elegu), Lamwo (Ngomoromo, Awenolwi, Madi Opei, Waligo), Koboko (Kuluba, Oraba, Busia, Ocea), Yumbe (Gobolo, Kerwa, Keyi, Menzere)

BDI situation

Influx

This year	This month
1,832	313

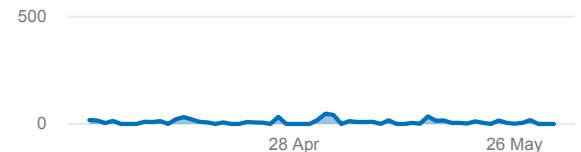
Compared to '19 RRP



Daily average

Previous month	Current month	Difference	Trend
9	10	15 %	↑

Influx in last 2 months



Top 4 entry points this month***

Rakai	262	<div style="width: 7%;"></div>	7 %	↑
Ntungamo	29	<div style="width: 12%;"></div>	-12 %	↓
Isingiro	21	<div style="width: 577%;"></div>	577 %	↑
Kabale	1	<div style="width: 0%;"></div>	-	-

*** Rakai (Mutukula), Isingiro (Kikagati), Ntungamo (Kamwezi, Mirama Hills, Kizinga, Kashenyi), Kabale (Katuna)