

ITALY Sea arrivals dashboard

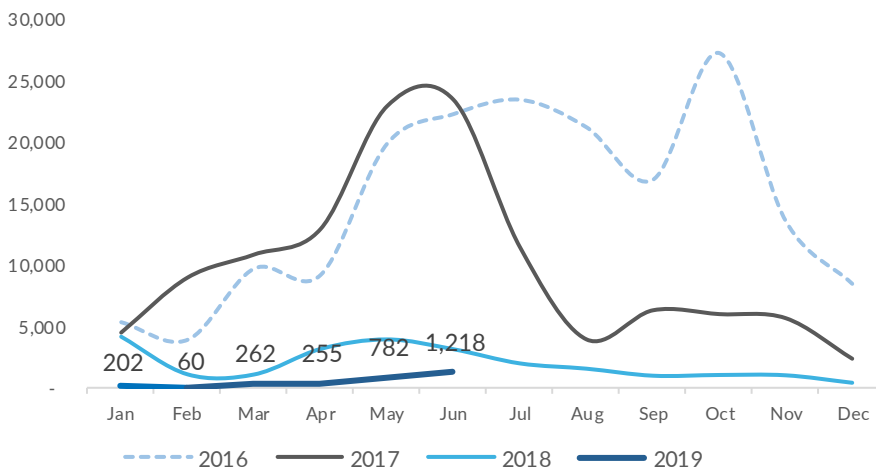
Overview

Between 1 January and 30 June 2019, 2,779 persons arrived in Italy by sea. This is an 83 per cent decrease compared to sea arrivals in the same period last year (16,577). In June 2019, 1,218 individuals reached Italian shore. This is the highest number of monthly sea arrivals this year so far, and corresponds to some 44 per cent of all sea arrivals to Italy in the first half of 2019.

2,779 Jan - Jun 2019 ¹
16,577 Jan - Jun 2018 ¹

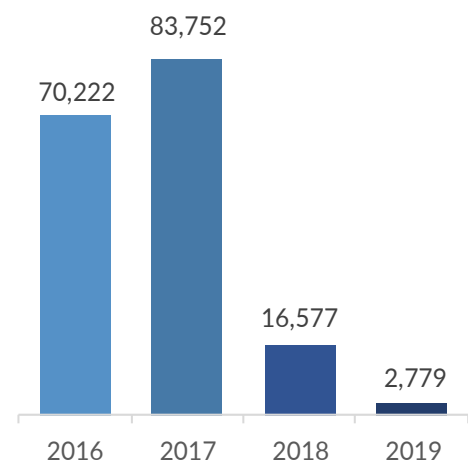
Monthly sea arrivals

January 2016 to June 2019



Yearly sea arrivals

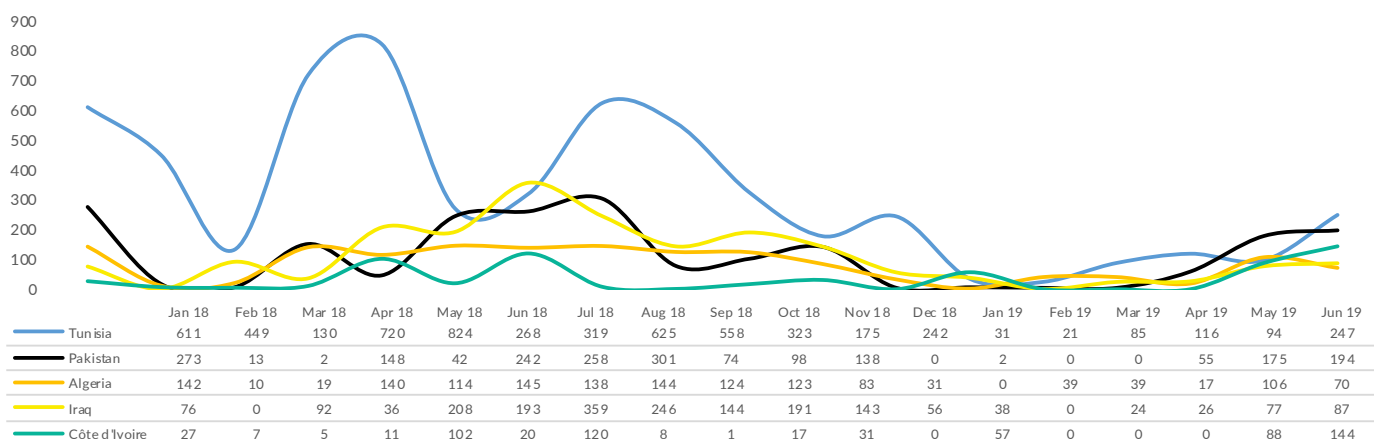
January to June, 2016-2019



Nationality of arrivals

In the first six months of 2019, 21 per cent of sea arrivals originated from Tunisia, followed by Pakistan (15 per cent), Algeria (10 per cent), Iraq (9 per cent), Côte d'Ivoire (8 per cent), Bangladesh (7 per cent), Sudan (3 per cent), Islamic Republic of Iran (2 per cent), Morocco (2 per cent), and Guinea (2 per cent). In June 2019, the most common nationality arriving in Italy by sea was Tunisians, with 247 persons registered at landing points during the month. This corresponds to some 42 per cent of all Tunisian sea arrivals in 2019 so far. Most Tunisians depart from the Tunisian coast and reach the Italian island of Lampedusa. Furthermore, 194 Pakistani nationals reached Italian shores in June, mostly arriving autonomously in Apulia or Calabria having departed from Turkey and Greece. Iraqi nationals also often travel along the latter route: in June 2019, 87 Iraqi nationals were registered at landing points in southern Italy. During the month, there were also considerable numbers of sea arrivals originating from Côte d'Ivoire (144), who reached southern Italy having departed from locations on the Libyan and Tunisian coasts. While lesser in numbers, sea arrivals originating from Sudan (41), Afghanistan (34), and Libya (14) were also recorded in June 2019.

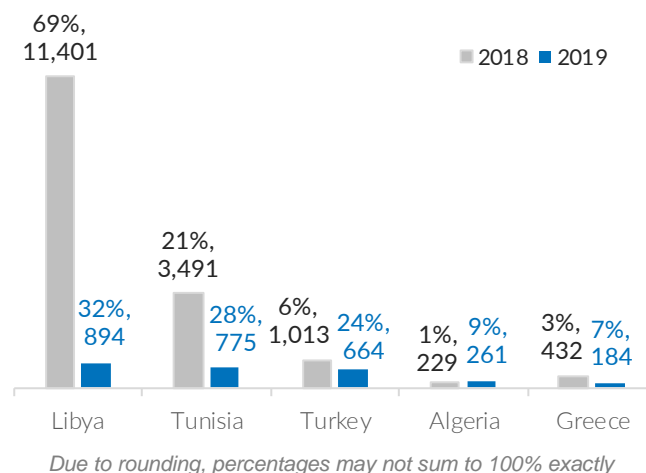
Most common nationalities of arrivals - January 2018 to June 2019



Country of embarkation

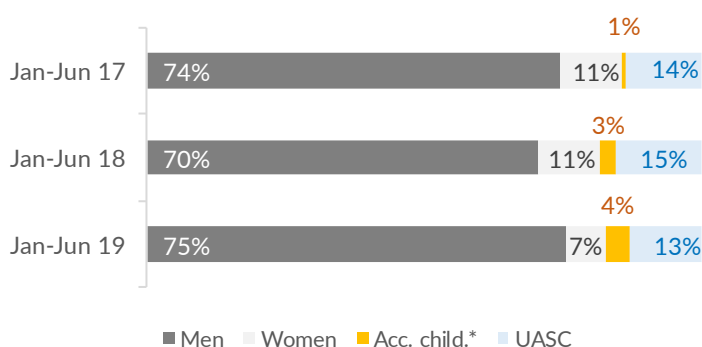
In the first six months of 2019, 32 per cent of sea arrivals in Italy (894 persons) departed from Libya. Notably, 342 refugees and migrants (28 per cent of monthly sea arrivals) departed from Libya and disembarked in Italy in June 2019. This is comparable to the numbers of sea arrivals from Libya in the previous month. June 2019 sea arrivals from Libya include a group of 100 individuals who departed from Garabulli and disembarked in Genova, following a rescue operation carried out by the Italian Navy. Disembarkation in Italy followed the agreement by a number of European countries to transfer new arrivals subsequent to their landing in Italy. June 2019 sea arrivals from Libya also include 53 individuals who were rescued by the NGO vessel Sea Watch 3 on 15 June and disembarked in Lampedusa on 29 June further to the vessel's captain decision to enter Italian territorial waters despite the lack of authorities' authorization. Furthermore, since the beginning of 2019, 775 refugees and migrants reached Italian shores having departed from Tunisia, representing 28 per cent of sea arrivals this year so far. In June 2019, 404 refugees and migrants (33 per cent of monthly sea arrivals) embarked in Tunisia. Also, so far in 2019, 664 refugees and migrants (24 per cent of sea arrivals in Italy) departed from Turkey, of whom 370 (30 per cent of monthly sea arrivals) reached Italian shores in June.

January to June 2018 - 2019



Demographics of arrivals

January to June 2017 - 2019


Due to rounding, percentages may not sum to 100% exactly

Between 1 January and 30 June 2019, most sea arrivals were adult men (75 per cent), followed by unaccompanied and separated children (13 per cent), adult women (7 per cent) and accompanied children (4 per cent). Since the beginning of 2019, 365 unaccompanied and separated children (UASC) reached Italian shores, of whom 157 arrived in June.

In 2019 so far, most UASC arriving by sea originated from Tunisia (83), followed by Pakistan (62), Bangladesh (40), Iraq (37), and Guinea (26).

Nationality and demographics of arrivals – January to June 2019

