

# Uganda - Refugee Statistics July 2019 - Imvepi

## Total Population

**60,550**

## Total Households

**17,490**

## Total Refugees

**60,540**



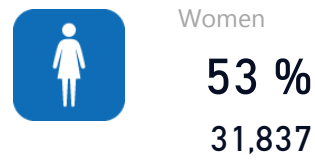
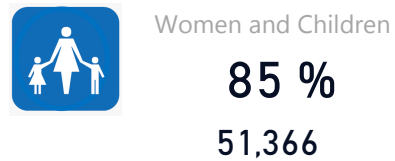
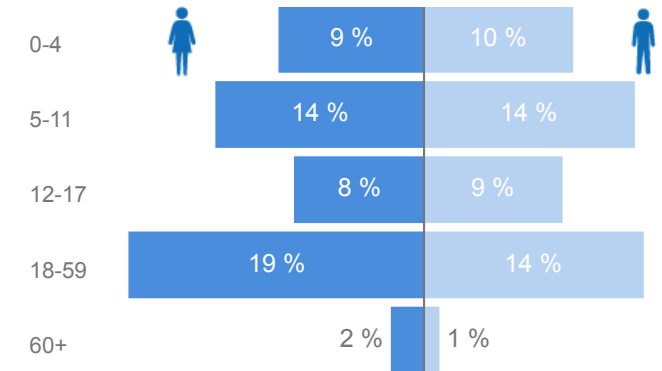
## Total Asylum-Seekers

**10**

## Zones

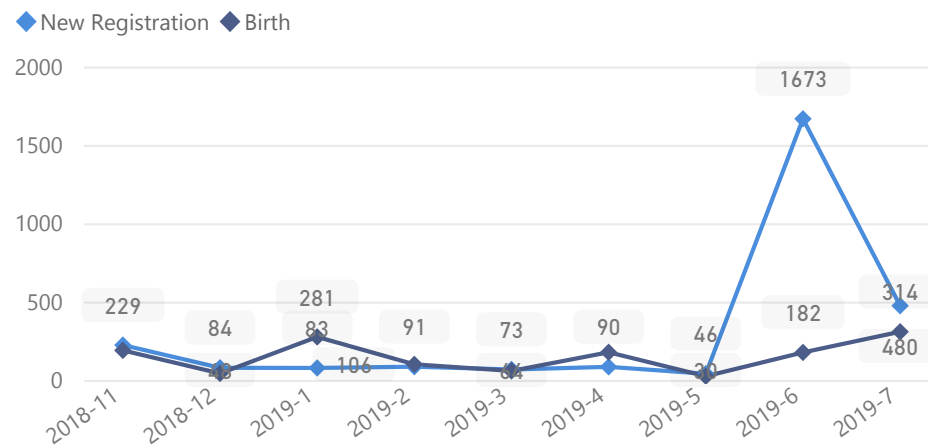
| Level3   | HHs   | Individuals |
|----------|-------|-------------|
| Zone li  | 9,823 | 35,163      |
| Zone I   | 4,581 | 14,990      |
| Zone lii | 3,074 | 10,362      |

## Age & Gender Breakdown

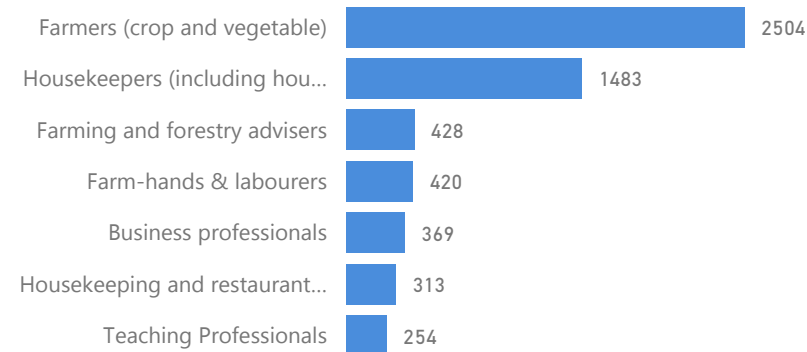


| Country of Origin - Top 6        | Total  |
|----------------------------------|--------|
| South Sudan                      | 60,503 |
| Sudan                            | 22     |
| Democratic Republic of the Congo | 18     |
| Central African Republic         | 5      |
| Chad                             | 1      |
| Senegal                          | 1      |

## New Registration by Month



## Occupation \* - Top 7



\* Age is between 18 - 59 years for Occupation

## Specific Needs - Top 7

