



# SOCIAL STABILITY

## Jan - June 2019 Dashboard



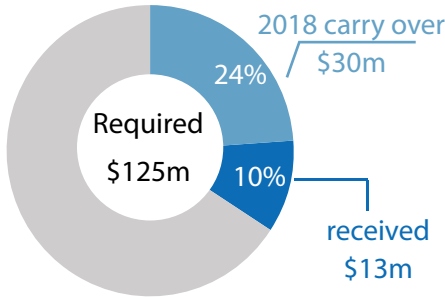
Inter-Agency  
Coordination  
Lebanon

This dashboard summarizes the progress made by partners involved in the Lebanon Crisis Response and highlights trends affecting people in need. Social Stability partners in Lebanon are working to:

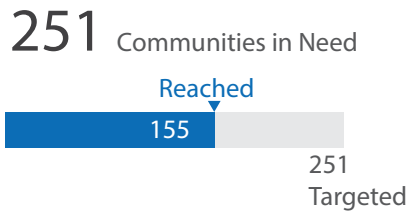
- Strengthen municipalities, national and local institutions' ability to alleviate resource pressure (Outcome 1);
- Strengthen municipal and local community capacity to foster dialogue and address sources of tensions and conflicts (Outcome 2);
- Enhance LCRP capacities on tension monitoring and conflict sensitivity (Outcome 3).

### 2019 Funding Status

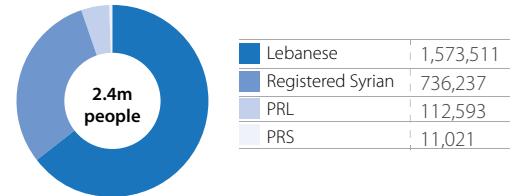
Funding received Jan to Jun 2019



### Targeted Communities



### # of population in cadastres reached by SoSt Partners



## PROGRESS AGAINST TARGETS

### Outputs

	reached / target
# of local participatory planning processes conducted	15 / 100
# of municipalities & UoM benefitting from capacity building support	98 / 212
# of municipal and community support projects implemented to address priority needs identified following participatory processes	128/200
USD invested in municipal and community support projects	\$10.4m / \$66.25m
# of new local and municipal dialogue and conflict prevention initiatives	21 / 135
# of youth empowerment initiatives implemented	32/ 251
# of youth engaged in social stability initiatives	2,188 / 35,000
# of municipalities reporting on social stability to MOIM central security cell	974 / 600

### Outcomes

#### OUTCOME 1:

% of people living in vulnerable areas reporting positive impact of municipalities on their lives\*

% of people living in vulnerable areas reporting competition for MUNICIPAL and SOCIAL services and utilities as source of tension\*

% of people living in vulnerable areas who feel that they can voice concern with authorities in case of dissatisfaction\*

% of people living in vulnerable areas able to identify conflict resolution mechanisms/actors in their community they would turn to\*

% of people living in vulnerable areas identifying factors that could improve inter-community relationships\*

% of people displaying propensity for violence\*

Proportion of LCRP partner informed on stability risks & trends and able to integrate conflict sensitivity in their programming\*\*

# of LCRP sectors taking steps to include social stability consideration in their work\*\*\*

\*\*\*Source: LCRP 2019 planning process

\*Source: ARK wave V \*\*Source: Conflict Sensitivity and Social Stability Mainstreaming Survey

\*\*\*Source: LCRP 2019 planning process

\*\*\*Source: LCRP 2019 planning process

\*\*\*Source: LCRP 2019 planning process

\*\*\*Source: LCRP 2019 planning process

\*\*\*Source: LCRP 2019 planning process

\*\*\*Source: LCRP 2019 planning process

\*\*\*Source: LCRP 2019 planning process

\*\*\*Source: LCRP 2019 planning process

\*\*\*Source: LCRP 2019 planning process

\*\*\*Source: LCRP 2019 planning process

\*\*\*Source: LCRP 2019 planning process

\*\*\*Source: LCRP 2019 planning process

\*\*\*Source: LCRP 2019 planning process

\*\*\*Source: LCRP 2019 planning process

\*\*\*Source: LCRP 2019 planning process

\*\*\*Source: LCRP 2019 planning process

\*\*\*Source: LCRP 2019 planning process

\*\*\*Source: LCRP 2019 planning process

\*\*\*Source: LCRP 2019 planning process

\*\*\*Source: LCRP 2019 planning process

\*\*\*Source: LCRP 2019 planning process

\*\*\*Source: LCRP 2019 planning process

\*\*\*Source: LCRP 2019 planning process

\*\*\*Source: LCRP 2019 planning process

\*\*\*Source: LCRP 2019 planning process

\*\*\*Source: LCRP 2019 planning process

\*\*\*Source: LCRP 2019 planning process

\*\*\*Source: LCRP 2019 planning process

\*\*\*Source: LCRP 2019 planning process

\*\*\*Source: LCRP 2019 planning process

\*\*\*Source: LCRP 2019 planning process

\*\*\*Source: LCRP 2019 planning process

\*\*\*Source: LCRP 2019 planning process

\*\*\*Source: LCRP 2019 planning process

\*\*\*Source: LCRP 2019 planning process

\*\*\*Source: LCRP 2019 planning process

\*\*\*Source: LCRP 2019 planning process

\*\*\*Source: LCRP 2019 planning process

\*\*\*Source: LCRP 2019 planning process

\*\*\*Source: LCRP 2019 planning process

\*\*\*Source: LCRP 2019 planning process

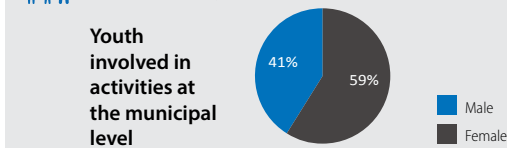
\*\*\*Source: LCRP 2019 planning process

\*\*\*Source: LCRP 2019 planning process

\*\*\*Source: LCRP 2019 planning process

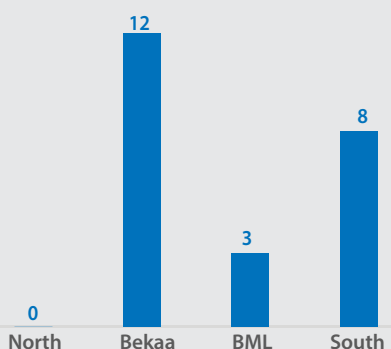
\*\*\*Source: LCRP 2019 planning process

### Gender/Type Breakdown

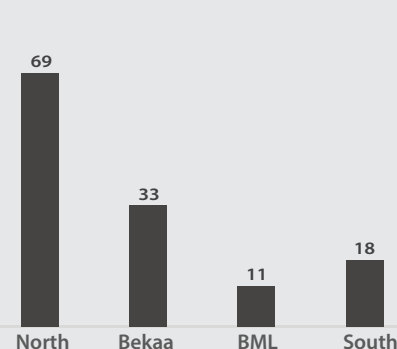


## ANALYSIS

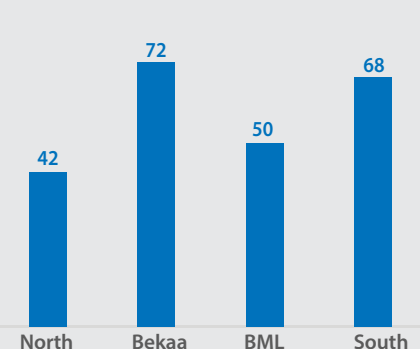
### # of municipalities with newly established dialogue and conflict prevention initiatives



### # of municipal and community support projects implemented



### # of youth empowerment initiatives



In 2019, the Social Stability sector has pivoted towards supporting municipal services, following significant underinvestment in this area in 2018. Positively, \$10M has already been injected into municipalities to support projects that address pressure on resources and services, lowering the competition between host community members and refugees from Syria and thus reducing the risk of conflict. This compares to \$6.8M recorded during the first half of 2018. In total, 128 municipal and community support projects that followed participatory processes have been conducted, which is 28% higher than the number of projects completed at this stage in 2018.

In this sense, the sector continues to contribute considerably to the LCRP's third objective of supporting service provision through national systems, and indirectly to the first objective, by creating a favorable environment for the protection of vulnerable groups. As per point 1 in the sector's Theory of Change, if services are bolstered, particularly in infrastructure and solid waste management in a participatory manner, then legitimacy and trust is built between the state and communities, reducing the risk of instability.

At the same time, the sector has significantly reduced the 'softer' components that fall under Outcome 2. This includes the establishment of conflict dialogue mechanisms, initiatives with youth, and training for media outlets. The impact of this decrease is a likely reduction in opportunities for interactions between refugees and host community groups, potentially decreasing trust and risking the social fabric in localities. Taking conflict dialogue initiatives for example, while 101 were established by this point in 2018, just 21 have been implemented thus far in 2019. In addition, the number of youth participating in initiatives has declined significantly from 18,427 at the half way mark in 2018, to just 2,188 at the same point in 2019. While a gender analysis demonstrates that more women than men are involved in these initiatives (898 vs 1,290), it will be imperative for the sector to ensure that the breakdown of participants remains relatively balanced as 'at-risk young men' have been identified as a group that is likely to be prone to conflict. The disparity between the men and women are a likely result of the numerous womens' empowerment projects that have been initiated in the first half of 2019.

These decreases are of concern as these initiatives form much of the trust building processes among various stakeholders. As per point 2 in the sector's Theory of Change, if local communities, municipalities and national institutions have the capacities to address tensions through dialogue, then connectors can be strengthened and dividers weakened, to contribute to a positive peace. In practice, this means that there are likely fewer mechanisms for dispute resolution which is concerning at a time when intercommunal incidents between refugees and host communities are becoming more frequent.



## Facts and Figures

### **251 cadastres identified as most vulnerable**

(Source: Vulnerability Map)

### **94% of people believe the Lebanese people have been good hosts to refugees since 2011**

Source: ARK & UNDP, Regular Perception Surveys of Social Tensions in Lebanon: Wave V (March 2019)

### **93% of people agree that the presence of so many Syrian refugees is placing too much strain on Lebanon's resources like water and electricity**

Source: ARK & UNDP, Regular Perception Surveys of Social Tensions in Lebanon: Wave V (March 2019)

### **17% of Syrian families have experienced verbal or physical harassment in the last three months**

Source: ARK & UNDP, Regular Perception Surveys of Social Tensions in Lebanon: Wave V (March 2019)

## CHALLENGES

The sector's main challenges are related to the rapidly evolving context in terms of social relations in Lebanon. Since the beginning of 2019, key indicators – such as a 15% increase in host communities and refugees perceiving the relations in their area are either 'negative' or 'very negative' – reflect the fact that a string of intercommunal incidents have occurred across the country, compounding preconceptions of others that are likely to have existed before. Refugees are increasingly the subject of violent behaviour – demonstrated by rising reports of verbal and physical harassment. Taken in tandem with national decisions and municipal initiatives – such as collective evictions and orders to dismantle hard structures – that are reducing the protection space for refugees in Lebanon, these trends render peacebuilding efforts more difficult.

Another challenge for the sector is the lopsided support in terms of the types of its activities conducted. Taking the North and Akkar as an example, here, while 69 municipal and service support projects are underway in 2019 – 61% higher than the number of projects initiated at this point last year – no conflict dialogue mechanisms have been initiated. This requires amendment if a holistic response is to be delivered, and can be remedied at the regional level through existing coordination mechanisms.

Lastly, a challenge for the sector remains in the lower number of partners operating and reporting in Lebanon. At this point last year 27 partners were present while now just 11 partners have reported.

## KEY PRIORITIES AND GAPS FORESEEN FOR THE NEXT 4 MONTHS

In the short term, the key priority for the sector is in ensuring the Outcome 2 activities are implemented to deliver the forums for dialogue and interaction. Other Outcome 2 activities such as support to media outlets and journalists also requires significant investment, given rising toxicity of the narrative on refugees in country. Youth continue to play a key role in community (in)stability and activities that fully engage this group require scaling up. Another key priority will be in working with other sectors to ensure strong advocacy on initiatives that shrink the protection space for refugees, increase vulnerabilities, and may encourage risky negative coping mechanisms.

A foreseeable gap for the second half of the year will likely be a lack of initiatives and funding related to the point above on advocacy and engaging the media. While the refugee stay in Lebanon is widely perceived as a burden, the media narrative has sharpened to discourage any permanent stay of refugees in country. Communications initiatives that highlight that returns are not feasible under present conditions will need fresh thinking and resources in the latter half of 2019.

Funded by KFW, NRC is working on improving the Solid Waste Management (SWM) in the village of Saraain as part of its Community Support Programme. Saraain village belongs to the Baalbak-Hermel district located near the East border of Lebanon. The village hosts 15,000 Lebanese inhabitants and 5000 Syrian refugees living in residential areas and Informal Settlements (IS).

Through various consultation exercises with the municipality and the residents in the area, SWM was raised as one of the most challenging problems faced by all consulted. Given the large geographical area of Saraain, the low number of solid waste communal bins and the absence of adequate collection trucks, the solid waste collection and disposal provided by the municipality were insufficient and inadequate for the area. For this reason, the municipality of Sarrain was forced to contract a private SWM service provider, incurring high monthly costs that it could not sustain.

With KFW funds, NRC supported the Municipality of Sarrain by donating a 15m<sup>3</sup> compaction truck. The municipality, as part of their contribution to the project, provided 100 (1100L) SWM bins. The distribution of these bins covered all residential areas in the village as well as 27 IS where NRC is currently supporting the population; allowing NRC to link its stabilization with its humanitarian assistance programme.

Finally, NRC in collaboration with the Municipality, developed and distributed Information Education Communication (IEC) materials and maps to promote adequate SWM at household and communal level in both residential and IS areas. Sessions on appropriate SWM were conducted in the 27 ISs in Saraain and selected residential areas in the village. The sessions conducted covered topics such as the composition of solid waste and the options for treating and disposing of waste safely. The sessions aimed at introducing the concept of Integrated Solid Waste Management, where a combination of methods can be used to adequately manage solid waste in the village.

Following the solid waste crisis that hit Lebanon in 2015, the general citizens' trust in the Municipalities' capacity to provide adequate SWM is low. Engineer Ehab and the Mayor of Saraain stated the following after the implementation of this project "Given the several burdens we are facing today, it is not easy to handle our garbage without the support of this project"

Engineer Ehab also suggested to introduce household level sorting of waste as a way to improve the impact the project in the near future.

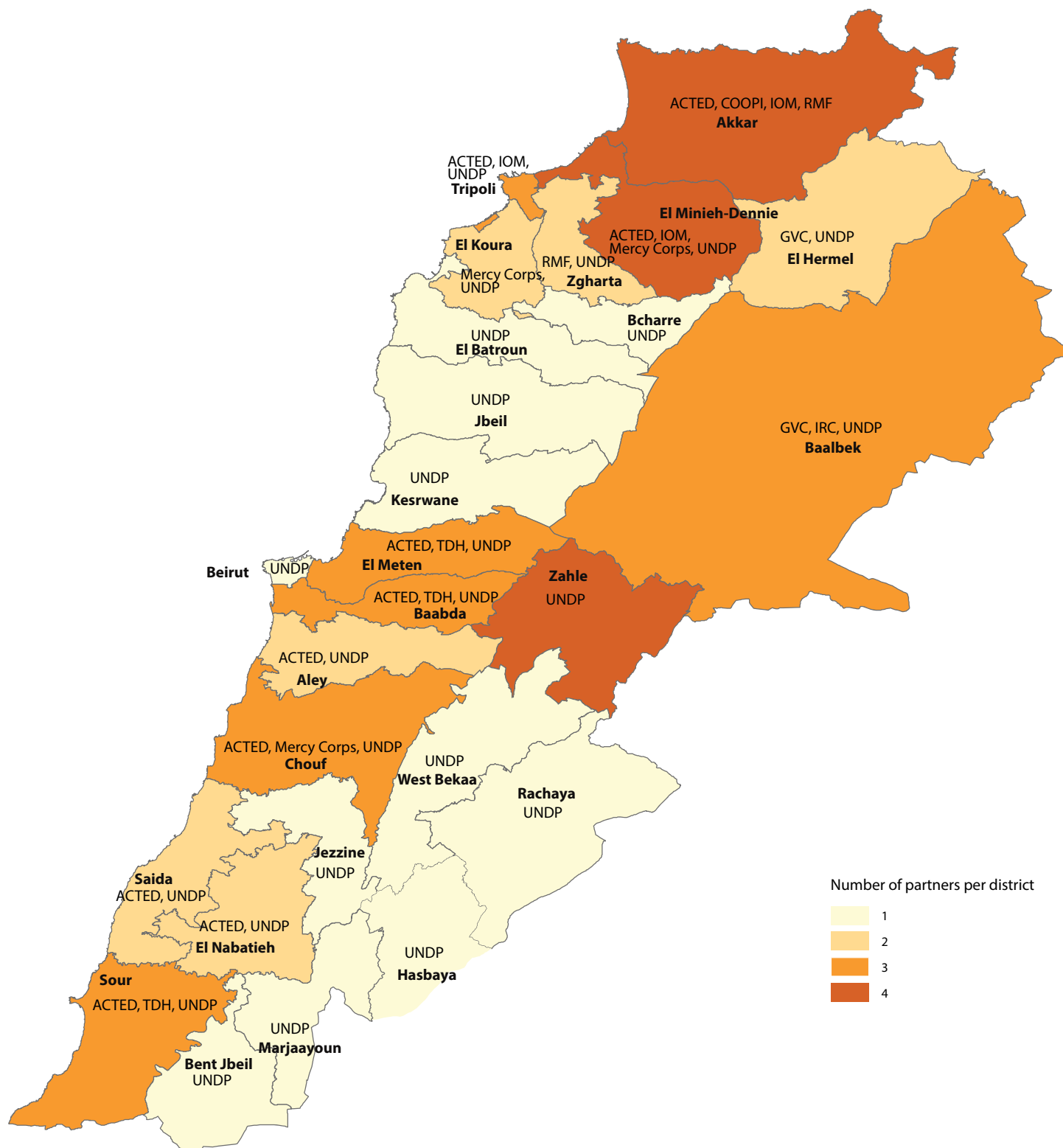


Figure 1: Solid waste Management awareness session in Sarrain. June 2019



The achievements described in this dashboard are the collective work of the following 11 organizations:

ACTED, COOPI, GVC, Hilfswerk Austria International, IOM, IRC, International Alert, Mercy Corps, RMF, TDH, UNDP



Note: This map has been produced by UNDP based on maps and material provided by the Government of Lebanon for UNDP operational purposes. It does not constitute an official United Nations map. The designations employed and the presentation of material on this map do not imply the expression of any opinion whatsoever on the part of the Secretariat of the United Nations concerning the legal status of any country, territory, city or area or of its authorities, or concerning the delimitation of its frontiers or boundaries.