

DEMOCRATIC REPUBLIC OF THE CONGO

MONTHLY REFUGEE STATISTICS



Situation as of August 31, 2019

Total 538,706

Type	Age	0-4	5-11	12-17	18-59	60+	Total	%
Total Rural (out of camp)		81,854	104,363	60,868	133,204	8,848	389,137	72.2%
Total Camps/Sites		28,361	41,404	21,834	50,943	3,202	145,744	27.1%
Total Urban		571	834	790	1,516	114	3,825	0.7%
Grand Total		110,786	146,601	83,492	185,663	12,164	538,706	100.0%

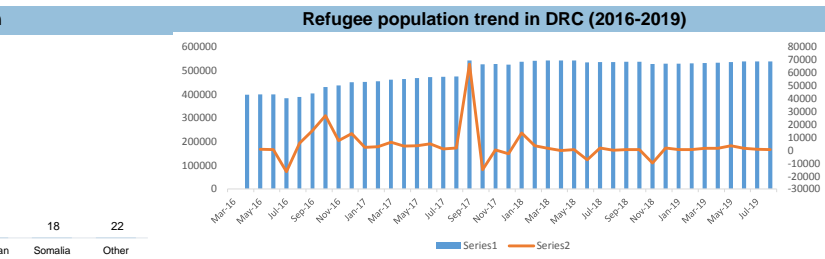
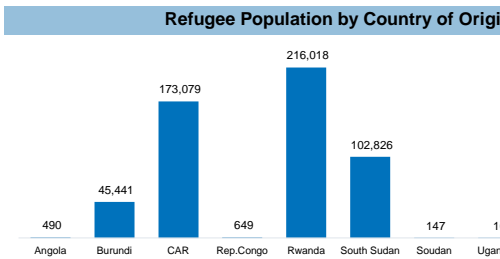
Refugee Population in DRC				
Country	Female	Male	Total	%
Angola	210	280	490	0.09%
Burundi*	23,406	22,035	45,441	8.44%
CAR**	93,186	79,893	173,079	32.13%
Rep.Congo	257	392	649	0.12%
Rwanda***	108,755	107,263	216,018	40.10%
S. Sudan****	53,949	48,877	102,826	19.09%
Sudan	70	77	147	0.03%
Uganda	10	6	16	0.00%
Somalia	9	9	18	0.00%
Other	12	10	22	0.00%
Total	279,864	258,842	538,706	100%

Refugee Population by Province in DRC						
Province	Main Location	Type	Female	Male	Total	
Bas Uele	Ango & Bondo	Rural	22,519	17,697	40,216	
Equateur	Disperced	Rural	143	213	356	
Haut Katanga	Lubumbashi & Arouds	Urb. & Rur.	746	733	1,479	
Haut Uele	Dungu, Doruma	Rural	27,158	24,858	52,016	
Ituri	Aru & Ariwara	Rural	26,818	24,057	50,875	
Kasai Oriental	Katanda(Tshiala)	Rural	2	6	8	
Kinshasa	Kinshasa & outskirts	Urb. & Rur.	366	402	768	
Kongo Central	Bas Fleuve, MbanzaNg. & Kimaza	Rural	365	543	908	
Lomami	Luila & MweneDitu	Rural	430	456	886	
Lualaba	Dilolo, Sandoa & Kolwezi	Rural	531	649	1,180	
Maniema	Pangi, Kailo&Lukolo	Rural	203	269	472	
Nord Kivu	Lubero, Masisi, Rutshuru & Walikale	Urb. & Rur.	86,573	86,175	172,748	
Nord Ubangi	Gbadolite, Inke, Bili	Rural	47,287	43,193	90,480	
Sud Kivu	Mwenga, Kalehe, Fizi, Uvira, Bukavu & Idjwi	Urb. & Rur.	42,870	40,125	82,995	
Sud Ubangi	Libenge & Zongo	Rural	23,273	18,881	42,154	
Tanganyika	Kalemie	Rural	580	585	1,165	
Total			279,864	258,842	538,706	

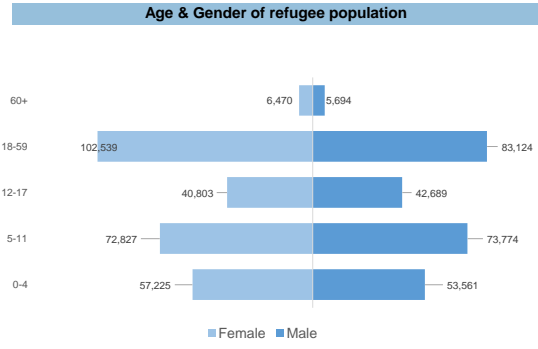
(*)The figure of 45,441 of Burundian Refugees includes 42,189 new caseload and 3,252 old caseload. (***)The figure of 216,018 Rwandan refugees is the result of the registration done by the DRC Government in 2013-2014. During the Biometric verification exercise of Rwandan Refugees jointly conducted by CNR and UNHCR in 2015-2016 and 2018, a total of 76,091 individuals were biometrically enrolled. (****)The figure of 102,826 south Sudanese includes the new caseload 101,043 and 1,783 old caseload. Out of the new caseload, 27,306 are pre-registered.

Refugees Repatriated from DRC					
To	2016	2017	2018	2019	Total
Angola					0
Burundi		77	180	1	257
CAR		1	9	1	11
Rep. Congo		3			3
Rwanda	6,066	18,075	3,053	1,088	28,282
South Sudan					0
Uganda					0
Other	0				0
Total	6,066	18,156	3,242	1,090	28,553

Type of population and location of refugee in DRC							
Town	Urban			Type of population			
	Female	Male	Total	Nationality	Rural	Urban	Total
Kinshasa	366	402	768	Angolan	395	95	490
Lubumbashi	636	622	1,258	Burundian	43,936	1,505	45,441
Goma	410	363	773	Central African	172,820	259	173,079
Bukavu	520	503	1,023	Congolese (CoE)	513	136	649
Likasi	1	0	1	Rwandan	214,296	1,722	216,018
Kipushi	2	0	2	South Sudan	102,776	50	102,826
Other	0	0	0	Other	145	58	203
Total	1,935	1,890	3,825	Total	534,881	3,825	538,706



UNHCR Presence
 UNHCR Offices in DRC: 1 Regional Representation in Kinshasa, 5 Sub-offices (Aru, Gbadolite, Goma, Lubumbashi and Kananga), 7 Field offices (Baraka, Kalemie, Libenge, Bukavu, Monga, Mbuji mayi and Tshikapa), and 6 Field Units (Bili, Bunia, Uvira, Zongo, Dungu et Aba)



Refugee Population Biometrically Enrolled (BIMS and Bioregistrator)
 Enrolled with fingerprint and/or iris 345,021 64.05%
 245609 with BIMS and 52557 with BioRegistrator