



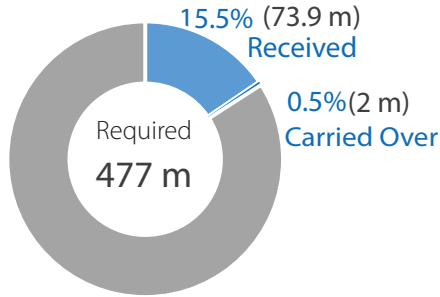
Basic Assistance 2019 Jan-June Update



Inter-Agency
Coordination
Lebanon

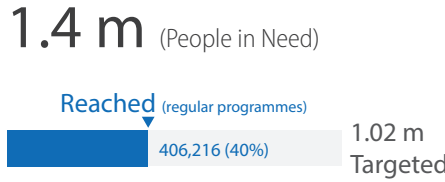
The Jan-June dashboard summarizes the progress made by partners involved in the Lebanon Crisis Response and highlights trends affecting people in need. The Basic Assistance Sector in Lebanon is working to: OUTCOME 1) Strengthen the ability of vulnerable households, including female-headed, to meet their basic survival needs; OUTCOME 2) Ensure that In-kind assistance in support of populations affected by seasonal hazards and emergencies is provided; OUTCOME 3) Develop National Social Safety Net Strategy.

2019 Funding Status in USD as of 30 June 2019

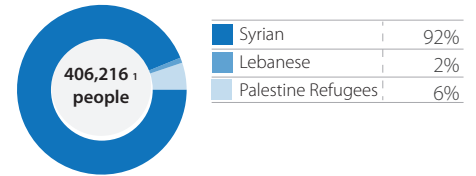


Programs are funded by a combination of flexible/unearmarked funds and funds specifically earmarked to the sector

Targeted Population groups



Population reached by cohort



Progress against targets



Key Achievements

reached / target

# of households receiving regular cash transfers - every month (Syr, Leb, Pal)*	66,882 / 187,269
Total USD amount distributed as regular cash transfers (Syr, Leb, Pal)	\$ 65.3m / \$ 283.9 m
# of Syrian households receiving multi-sector/ purpose cash transfers (every month)	58,000 / 137,097
# of Lebanese households receiving multi-sector/ purpose cash transfers (every month)	563 / 41,372
# of Palestinian households receiving multi-sector/ purpose cash transfers (every month)	8,663 / 8,800
# of households receiving seasonal cash grants or vouchers	8,856 / 237,399
Total amount of seasonal cash distributed in USD	\$ 3.9 m / \$ 152.1 m
Total USD amount injected into economy in forms of cash assistance so far in 2018 (seasonal + regular)	\$ 69.2 m / \$ 436.1 m

0%

100%

* Includes UNICEF child focused cash transfers



Outcomes

OUTCOME 1:
% population that is severely vulnerable²

% of assisted severely economically vulnerable households report being able to meet their basic survival needs³

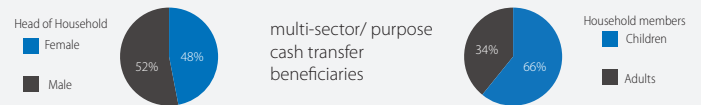
OUTCOME 2:
% of assisted households affected by seasonal shocks who are able to meet their additional basic survival needs⁴

OUTCOME 3:
National Social Safety Net Strategy endorsed

	LCRP 2017/2020 Baseline				Jun 2019 Current				2020 Target			
	SYR	LEB	PRS	PRL	SYR	LEB	PRS	PRL	SYR	LEB	PRS	PRL
OUTCOME 1	53%	10%	89%	65%	58%	-	-	-	50%	10%	89%	65%
OUTCOME 2	90%	-	90%	-	73%	-	-	-	90%	-	90%	-
OUTCOME 3	No				No				Yes			



Age/Gender Breakdown of MPC (Syr) Beneficiaries



Analysis

Syrian Households Receiving Multi-Purpose Cash (MPC) in 2018



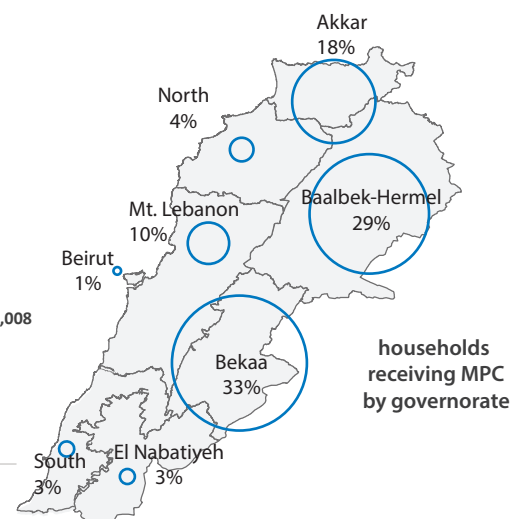
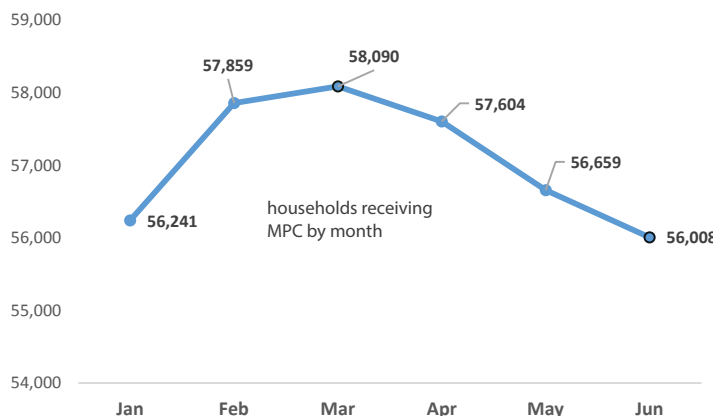
58,090

Families received MPC in March 2019
392,688 persons



6.76

Average family size



1. Highest reach per cohort in regular and seasonal assistance; multiplication of the AVG HHs size of each group with the total number of HHs reached
 2. Displaced Syrians (Baseline: VASyR 2016; Current: VASyR 2019); PRS/PRL (UNRWA Vulnerability Assessment 2015); Lebanese (NPT, extreme Poverty Line)
 3. Displaced Syrians (Baseline: 2016/17 UNHCR Cash OM; Current: June 2019 UNHCR Cash Outcome Monitoring); PRS (UNRWA Cash OM)
 4. Displaced Syrians (Baseline: 2016/17 UNHCR Winter Cash OM; Current: 2018/19 UNHCR Winter Cash PDM); PRS (UNRWA Cash OM)



KEY CONTRIBUTIONS TOWARDS LCRP IMPACT(S)

Severely economically vulnerable households had improved access to essential basic goods and services available in local markets and critical to their survival on regular and seasonal basis.

66,882 households from different population cohorts (compared to 90,000 reached in Q1 2018), corresponding to only 36% of the households prioritized in 2019, were reached during the first half of the year (January – June).

These households were identified living below extreme and survival monthly expenditure⁵. They mainly received regular monthly cash-based interventions⁶. 58,090 households are Syrians (vs. 61,000 in Q1 2018) 8,663 are PRS (9674 in Q1 2018), and 563 are Lebanese (789 in Q1 2018).

The total value of the regular assistance provided and injected in the local economy in forms of direct transfers was \$65.3 million by end June 2019.

The decrease in the overall reach between the first half of 2019 and first quarter of 2018 corresponds to the decrease in the number of agencies providing regular cash support⁷.

Recent outcome monitoring reports⁸ show that Syrian households receiving multi-purpose cash used the grants to spend mainly on rent (43%), followed by buying additional food or covering health expenditures (40%), as well as repaying some debt with an average of \$20 per month. Moreover, assisted families have lower average debts than non-assisted (\$1,059 vs. 1,248). The proportion of non-assisted families who borrow money to pay rent is significantly larger than the assisted (60% vs. 39%).

Even though most of the winter assistance was delivered by December 2018, around 10,800 households received some winter cash grants and vouchers (85% Syrians and 15% Lebanese) in January. According to the outcome monitoring analysis done for the 2018/2019 winter cash assistance, recipient families indicated their increased ability to meet winter related needs such as fuel for heating and clothing⁹.

Moreover, prioritization of how to use winter grants received differed across the regions. Households in Bekaa reported that the primary use of the money was to buy fuel for heating. In the South and Mount Lebanon, rent and food were more pressing priorities, compared to the North, where families considered debt repayment over other basic needs.

It is worth noting that successive severe storms and adverse weather conditions during the first two months of the year have affected the livelihoods of nearly 40,000 individuals, mainly living in informal settlements in the eastern and northern parts of the country. During the specific responses to these localized emergencies basic assistance partners have distributed core relief items to families affected, combined with other interventions from the Shelter and Water sectors.

The overall value of assistance provided between January and June by the Basic Assistance sector partners reached \$69.2 million injected in the local markets through various forms of cash and vouchers.



CHALLENGES

Basic needs of the most vulnerable Syrians, Palestine refugees and vulnerable Lebanese partially covered.

As of June 2019, the Basic Assistance sector received \$73.9 million, representing 15.5% of the funding needs for 2019. Such resources allowed reaching 36% of the families identified in dire needs for regular cash support.

79,000 severely vulnerable Syrian displaced households living below survival expenditure levels of \$435 / month are unable to reach their basic needs (food, shelter, health, etc). Available resources allow to cover 58,000 - 42% of the yearly target only, out of a total of 137,000 identified. Unassisted households living in such circumstances resort to harmful negative coping mechanisms, incur more debt, and face increased protection risks. Moreover, tensions between recipient and non-recipient households is on the rise.

Palestine refugees from Syria (PRS) remain one of the most vulnerable populations in Lebanon. UNRWA has been providing humanitarian assistance since October 2013 through cash transfer programme to cover basic needs. Considering that almost 90 per cent of PRS are living under the poverty line and about 95 per cent are food insecure, UNRWA targets approx. 28,800 PRS (8,700 families) with cash assistance, representing the total estimated PRS population in Lebanon in 2019. Currently, a funding gap of around \$870,000 exists, enough to cover the multi-purpose cash assistance distribution for one month (December 2019).

42,000 Lebanese households are identified by the National Poverty Targeting Program (NPTP) to live in extreme poverty. This group of households is a priority for the Basic Assistance sector as they are eligible and in dire need to receive support. Due to the restricted nature of the funding received, only 563 households – less than 1% of the yearly target, were supported during the first two quarters of the year.

It is worth noting that around 10,000 extreme poor Lebanese households currently benefit from the WFP / NPTP food e-vouchers programme, with a plan to increase the reach to 15,000 by the end of the year¹⁰.



KEY PRIORITIES AND GAPS FORESEEN FOR 2019

Overarching challenges related to the context, from the deterioration in the overall economic situation in the country, to the shirking protection space for displaced Syrians will have consequences on the vulnerability of families already living in poor conditions.

Current levels of economic vulnerability remain high among the affected population from different population cohort. While the preliminary findings of VASyR 2019 indicate a slight increase in the percentage of Syrian displaced population living below minimum and survival expenditure levels¹¹, the overall targets for households eligible for 2019/2020 winter assistance will increase, as well as the total number of households to be identified for regular assistance next year¹². Therefore, maintaining current coverage of the most economically vulnerable households with basic needs assistance is critical, coupled with increased efforts to allocate additional resources and ensuring no gaps exist in the upcoming seasonal winter assistance campaign.

⁵ Syrian Refugee Expenditure Baskets thresholds:

Minimum expenditure levels: \$571/family of five/month;

Survival minimum expenditure levels: \$435/family of five/month;

⁶ Multipurpose cash assistance for Syrians and Lebanese \$175 and \$100 for Palestine refugees from Syria (PRS).

⁷ CLMC, Solidar Suisse, and UNICEF are no longer providing financial assistance. The major drop in the caseload is due to the discontinuation of the UNICEF child focused grants programme (Min – Ila), that used to reach 20,300 Syrian households during the 2017 / 2018 scholastic year. CLMC and Solidar Suisse used to reach nearly 1,000 cases together.

⁸ UNHCR Outcome Monitoring Report, December 2018, Round 3, published on the 8th of May 2019.

⁹ UNHCR –Post Distribution and Outcome Monitoring Report for UNHCR Winter Cash Assistance

¹⁰ Under the food security sector.

¹¹ MEB: 73% vs 68% in 2018 / SMEB: 55% vs. 51% in 2018

¹² To be identified in the 2020 Basic Assistance sector strategy

During the second half of the year, the sector will be working on the operationalization of the 2019 recalibrated targeting model for cash and food assistance. Some transitions in the caseloads are expected following such exercise, yet, it will be an opportunity for new families to access assistance. Additional efforts are being put this year on increasing the communications efforts to mitigate negative shocks at community level.



CASE STUDY

The natural beauty of Lebanon's Bekaa Valley cannot mask the humanitarian needs of the Syrian displaced families who now call it home.

This fragile pocket of the country shelters more than 350,000 Syrian displaced, seventy-one percent of whom live below the poverty line and survive on less than \$3.84 per day. Despite the influx of international agencies operating in Bekaa Valley, the humanitarian needs among Syrians, many of whom have lived here for seven years or more, remain extremely high. Families like the Al Ahmad's who fled war in Syria in late 2014.

"Even before the war, we had problems," shares Amal, 23, a young single mother of three who shares a two-room makeshift shelter with her extended family in Lebanon's Bekaa Valley.

When war in Syria first broke out, Amal's mother and family matriarch Fatima, 56, refused offers from her older children who lived and worked in Lebanon to stay with them. Shortly before Lebanon closed its borders to new arrivals, she refused their invitation again. Unlike other cities in Syria, the war had not yet reached Idlib and Fatimah considered her home to be safe.

"There was blood everywhere," shares Amal Al Ahmad, Fatimah's youngest daughter, about the night an airstrike destroyed her family's home. Grabbing her injured son Ahmad, 6, tightly with one hand, Amal held her family's identification cards firmly in the other as they escaped from the rubble. Within a matter of seconds, the family decided to leave Syria behind for safety in neighboring Lebanon.

[...] When they first arrived, the family unknowingly settled next to an army checkpoint and were quickly evicted. From there, they resettled in northern Bekaa and moved into a makeshift shelter tucked among old cattle barns rumored to be owned by a wealthy Kuwaiti businessman.

Only a few weeks after arriving in Bekaa, Amal's husband gave her an ultimatum: either return with him to Syria or get a divorce. She chose to remain in Lebanon for her children's safety. It was only after he left that she found out she was pregnant with their third child. Now, Amal is the sole provider for her family supporting the needs of her three children, brother who lives with epilepsy and elderly parents with the unconditional cash assistance she receives from Relief International.

"Before the war, the money we had was good," Amal's mother Fatima recounts, "We were not wealthy, but we were fine." Now, the family relies on the \$175 loaded onto Amal's debit card by Relief International each month to meet their most basic needs.

Each month, Amal receives \$175 in unconditional cash assistance from Relief International. While some of the assistance goes towards food, Amal finds that more and more is being put towards doctors' fees for her three children who are sick frequently with fevers, chills, hepatitis and the flu – all of which are the direct result of their living conditions.

Even with \$175 in cash assistance each month, Amal shares that the card barely covers the basics. She can't even think about putting away money or what she would spend it on as each dollar is carefully allocated towards the family's rent (\$500/year), electric bills (\$40-\$60/year), garbage fees (\$10/month) and purchasing food and extra cases of water because the amount supplied by NGOs quickly runs out. When asked again, Amal said she might buy "a game or toy for the kids" if she had any funds left over.

"Without this card, I don't know what my situation would be – or what I would have done," Amal shares. She's worked odd jobs in the past as a day laborer in potato fields near the settlement and as a house cleaner for \$4/day – well below the average daily income in Lebanon. During each of these stints, her boys would cry the whole day until she came home in the evening and, without childcare, she cannot leave them alone for long.

For now, the assistance helps her manage day-to-day expenses, but Amal worries about what her family will do when the assistance ends... For displaced families in Lebanon like Amal's, the long-term prospects after assistance ends remain dim. Until then, Amal works to make the \$175 stretch as far as possible.

"When the time is right, we will go back to Syria," shares Amal's mother Fatima. "We will not take anything with us, except for this carpet, which we will pitch above our heads and start over. Inshallah. God willing."



Bekaa - informal settlement
© Relief International Elie Gardner



An informal settlement where beneficiaries like Randa Al Abed, 23, receive multipurpose cash assistance from Relief International. Al Abed is a Syrian refugee living in the Bekaa Valley of Lebanon. She receives \$175 each month via a debit card; the program lasts 8 months. She spends a majority of the money on food and medicine for her three children, who, especially in winter, suffer from respiratory illnesses. Al Abed lives with her three sons, her parents and some of her siblings.

© Relief International Elie Gardner

¹³ Story by Relief International, 2019.

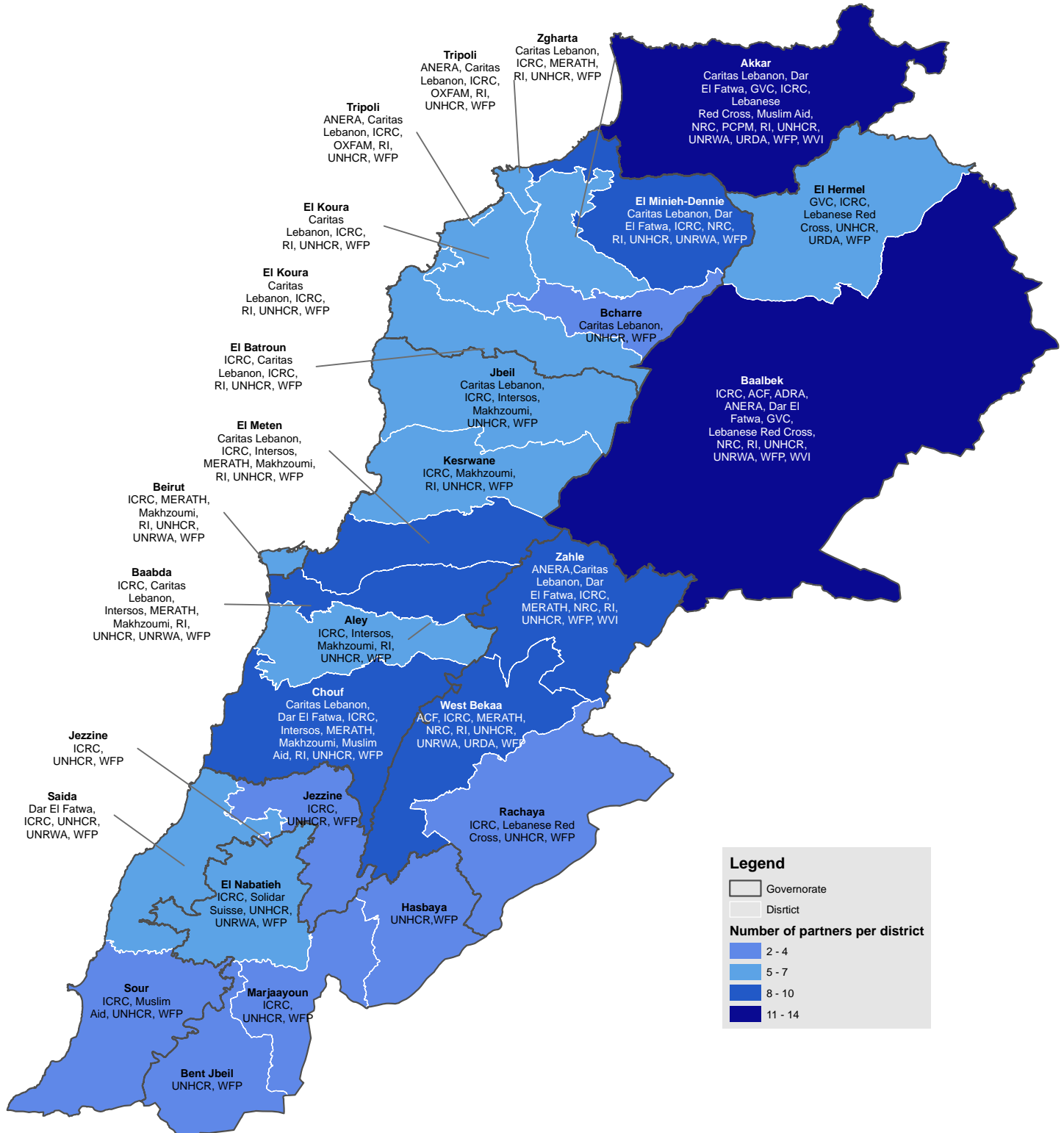
Relief International's Multi-Purpose Cash Assistance program is funded with the generous support of United States Government (USG)/ Bureau of Population, Refugees and Migration (PRM).



Organizations per district

The achievements described in this dashboard are the collective work of the following 26 organizations:

MoSA, CONCERN, ACF, ACTED, ADRA, Caritas Lebanon, Dar El Fatwa, HDA, ICRC, Intersos, IR Lebanon, Lebanese Red Cross, Makhzoumi, Muslim Aid, NABA`A, NRC, PCPM, PU-AMI, RI, Solidar Suisse, UNHCR, UNICEF, UNRWA, URDA, WFP, WVI.



Note: This map has been produced by UNHCR based on maps and material provided by the Government of Lebanon for UNHCR operational purposes. It does not constitute an official United Nations map. The designations employed and the presentation of material on this map do not imply the expression of any opinion whatsoever on the part of the Secretariat of the United Nations concerning the legal status of any country, territory, city or area or of its authorities, or concerning the delimitation of its frontiers or boundaries.