



Key figures

46
Partners

18,185
Activities

36
Camps & Settlements

Partner breakdown

24
International partners

20
National partners

2
UN

Activity breakdown

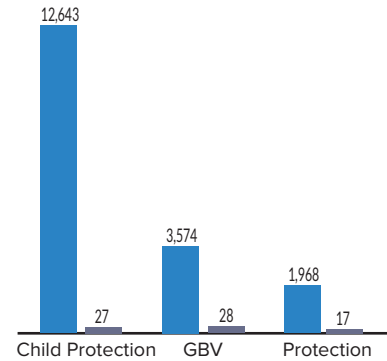
16,414
Ongoing activities

658
Planned activities
(with secured funding)

1,113
Completed activities

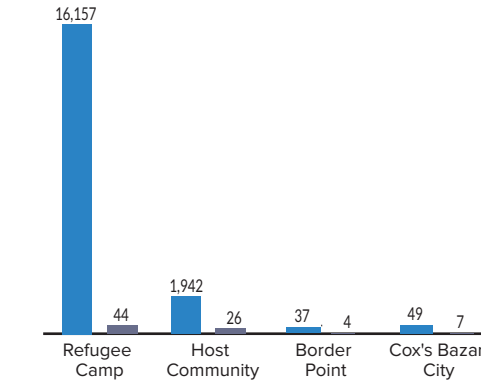
of activities and partners per sub-sector

■ # of activities ■ # of partners

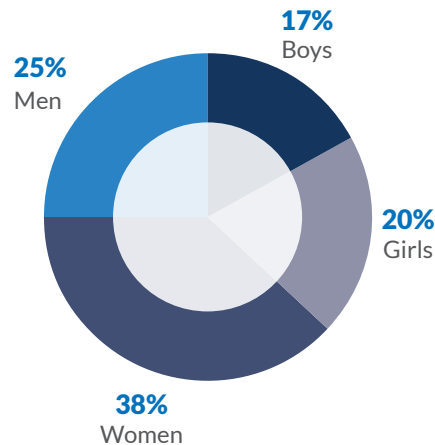


of activities and partners per site

■ # of activities ■ # of partners



Age of beneficiaries



Breakdown of beneficiaries per sub-sector

■ Adults ■ Children

