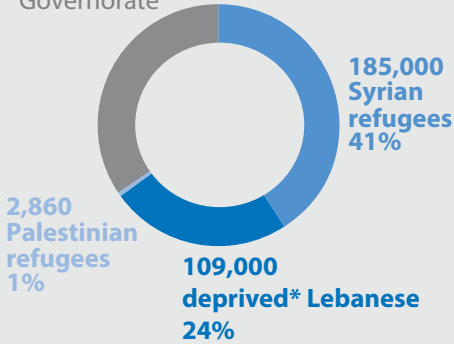


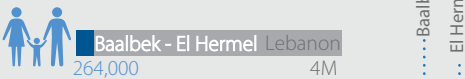
451,600

People living in Baalbek - El Hermel Governorate



*The national survey of household living conditions 2004 - MoSA, CAS, and UNDP

Lebanese



Deprived Lebanese



Estimated* Syrian refugees



*Government of Lebanon estimate: 1.5M Syrian Refugees in Lebanon

Palestine refugees



from Lebanon (PRL)*



from Syria (PRS)*



*Population and housing census in Palestinian camps and gatherings in Lebanon 2017

Other registered refugees

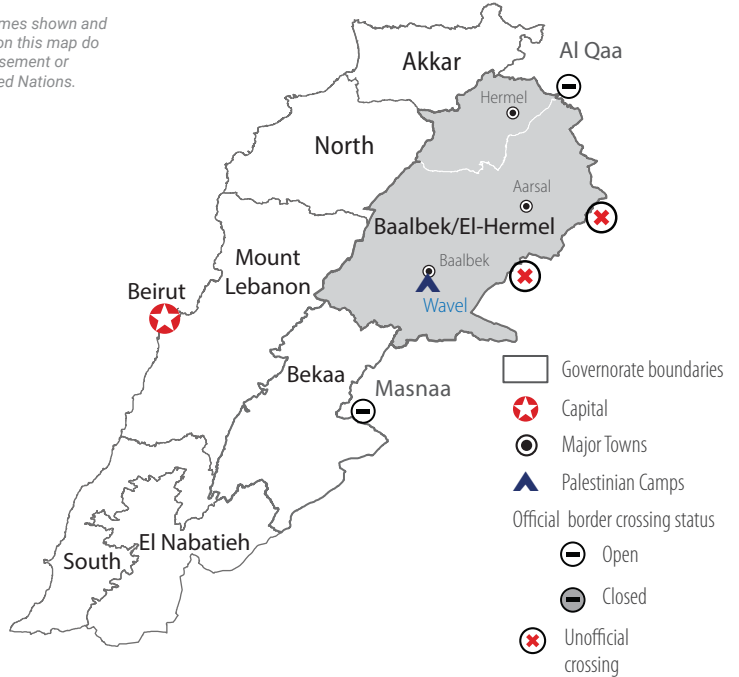


	BAALBEK - EL HERMEL	Total national
Informal Settlements	18,198 structures 96,359 individuals	52,217 296,694
Public schools	29 ^a out of 107	1278
Primary Health Care Centres (PHC)	6 ^b out of 20	220
Supported Hospitals	3	165
Public	2	29
Private	1	136
Social Development Centres (SDC)	6 ^b out of 18	238
Union of municipalities/municipalities	7/75	48/1011

a: second shift schools

b: supported by LCRP out of total in country

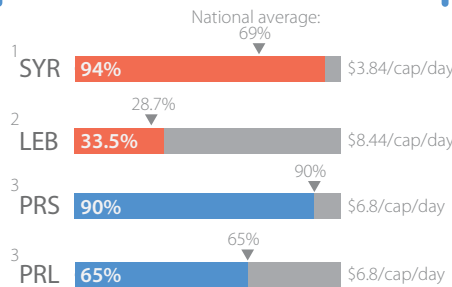
The boundaries and names shown and the designations used on this map do not imply official endorsement or acceptance by the United Nations.



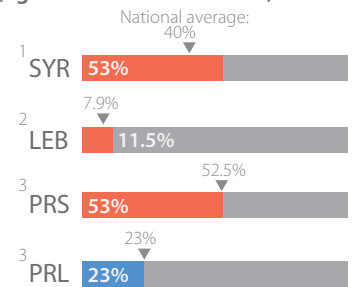
Worse than national average



Population living below poverty line



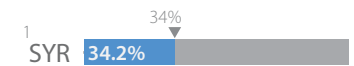
Unemployment age 16 and above (age 15 and above for SYR)



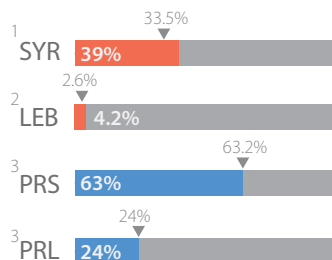
Households living in shelters with dangerous conditions and/or quality of shelter below standards



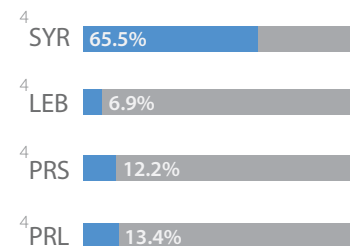
Overcrowding in shelters: percentage of households living in shelters with less than 4.5 m² / person



Moderately to severely food insecure population

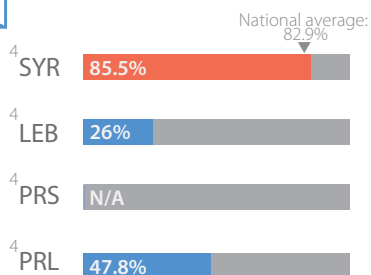


Out of school children (ages 6-14)

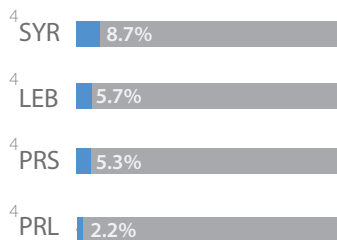




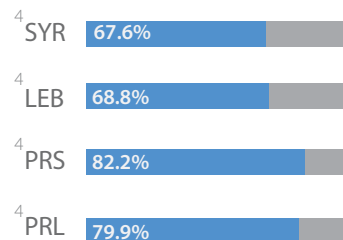
Out of school children (ages 15-17)



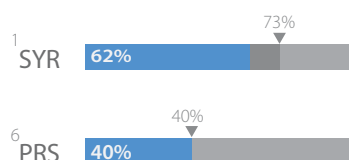
Children (ages 5-17) engaged in child labour



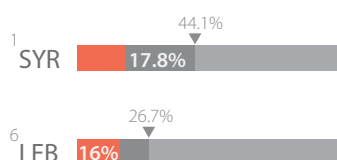
Children (ages 1-14) who experienced any violent discipline method



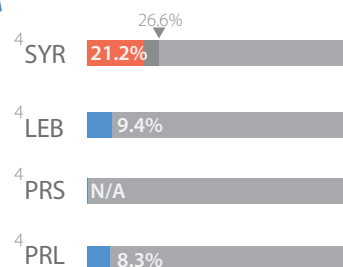
Persons above 15 years old without legal residency



Population describing current relations as very positive or positive



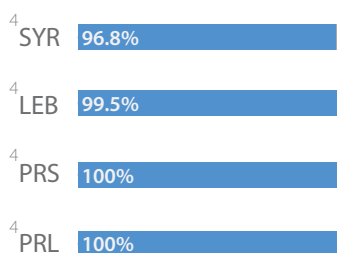
Women (ages 15-19) currently married or in union



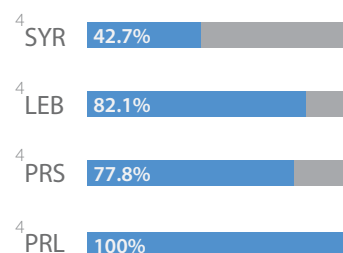
Households with at least one member with physical or mental disability



Population using improved sanitation facility



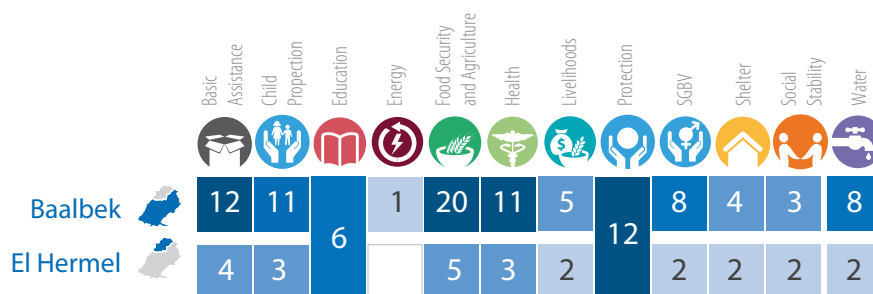
Households with improved drinking water



Population living in informal settlements



Number of partners operating in the Baalbek - El Hermel Governorate



Source: ActivityInfo as of 21/06/2019