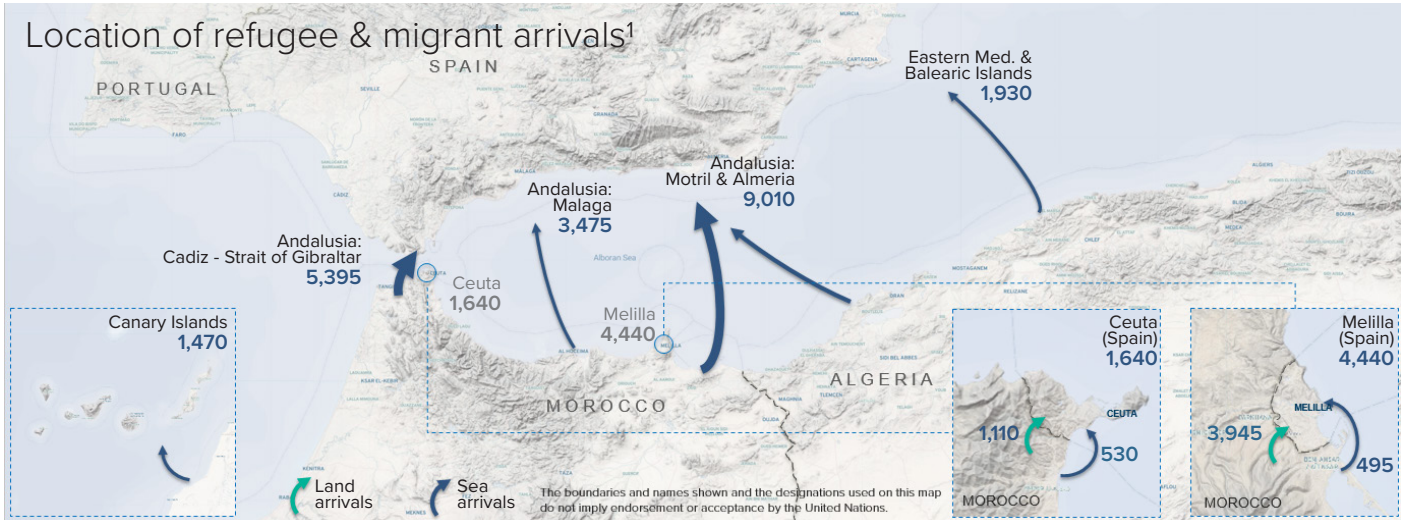


# SPAIN SEA AND LAND ARRIVALS

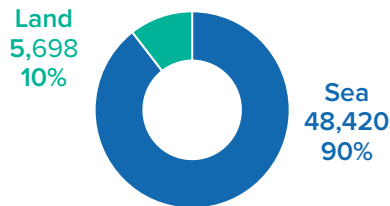
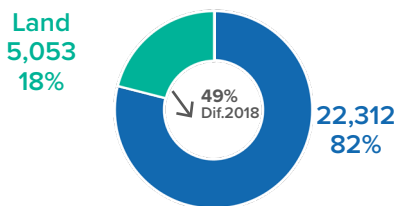
1 Jan- 31 Oct 2019



**27,365** Jan-Oct 2019

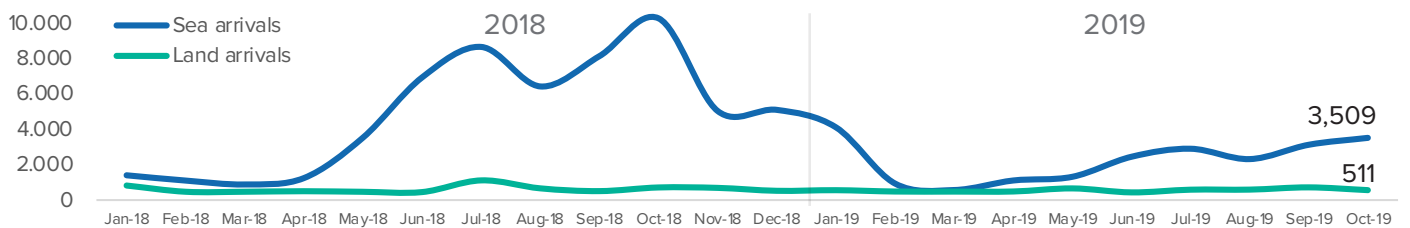
**54,118** Jan-Oct 2018

**Dead and Missing<sup>2</sup>**

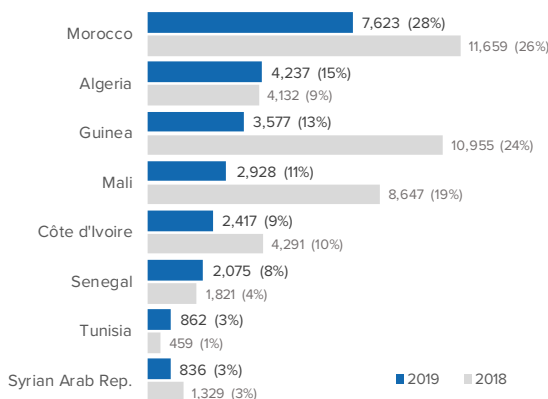


**409** Jan-Oct 2019  
**641** Jan-Oct 2018  
36%

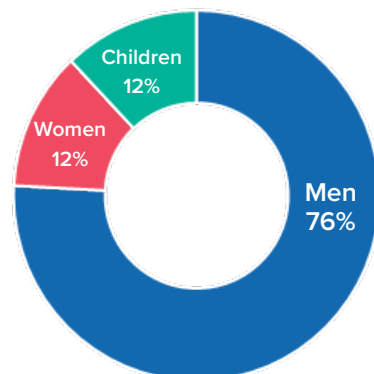
## Arrivals trend by month



## Most common nationalities of arrivals, Jan-Oct 2019



## Demography of arrivals, Jan-Oct 2019



The charts in this document are based on figures from the Ministry of Interior and UNHCR estimates. All figures are provisional and subject to change.

The figures depicted here do not include arrivals to Spain by air.

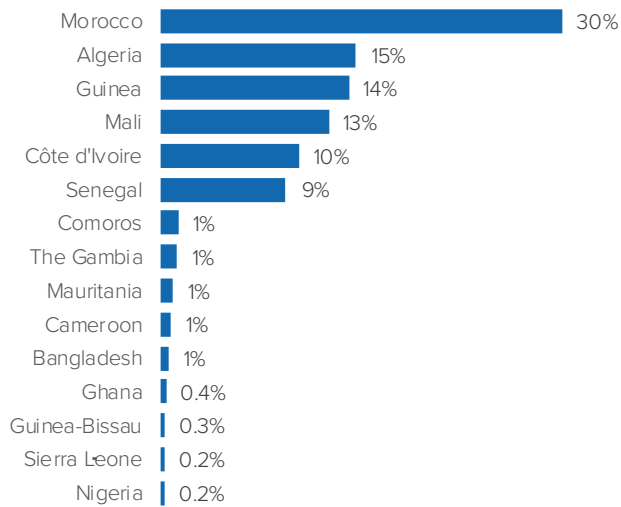
<sup>1</sup>Proportion of arrivals via the Strait of Gibraltar, Malaga, Motril and Almeria in Andalusia is based on UNHCR estimates.

<sup>2</sup>Include events that took place on the Western Mediterranean route as well as the Western African route to the Canary Islands.

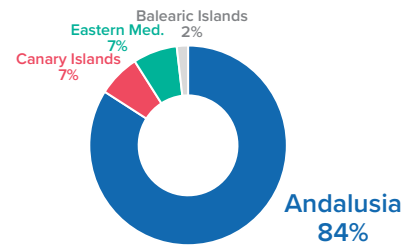
**ARRIVALS to Andalusia, Eastern Med.<sup>3</sup> & Canary Islands: 21,283** Jan-Oct 2019

 ↘ **55%**  
 Dif. 2018

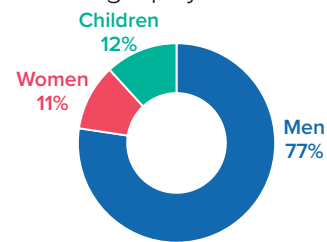
## Most common nationalities



## Arrivals by region

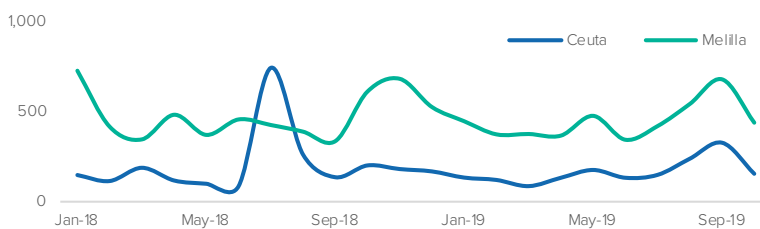


## Demography of arrivals

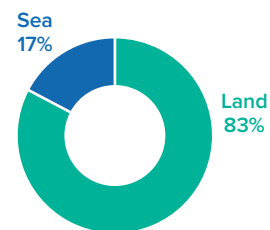

**ARRIVALS to Ceuta & Melilla<sup>4</sup>: 6,082** Jan-Oct 2019

 ↘ **8%**  
 Dif. 2018

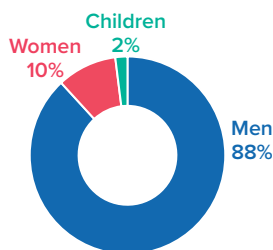
## Arrivals trend by month



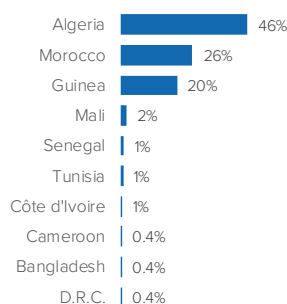
## Type of arrivals


**Ceuta: 1,642**

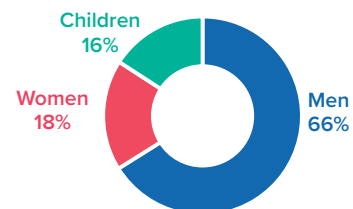
## Demography of arrivals



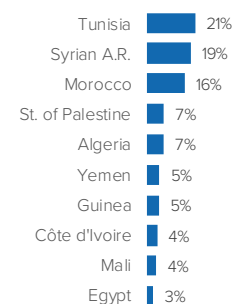
## Most common nationalities


**Melilla: 4,440**

## Demography of arrivals



## Most common nationalities


<sup>3</sup>Eastern Med. includes Catalonia, Valencian Community and Murcia.

<sup>4</sup>Ceuta & Melilla sea and land arrivals.