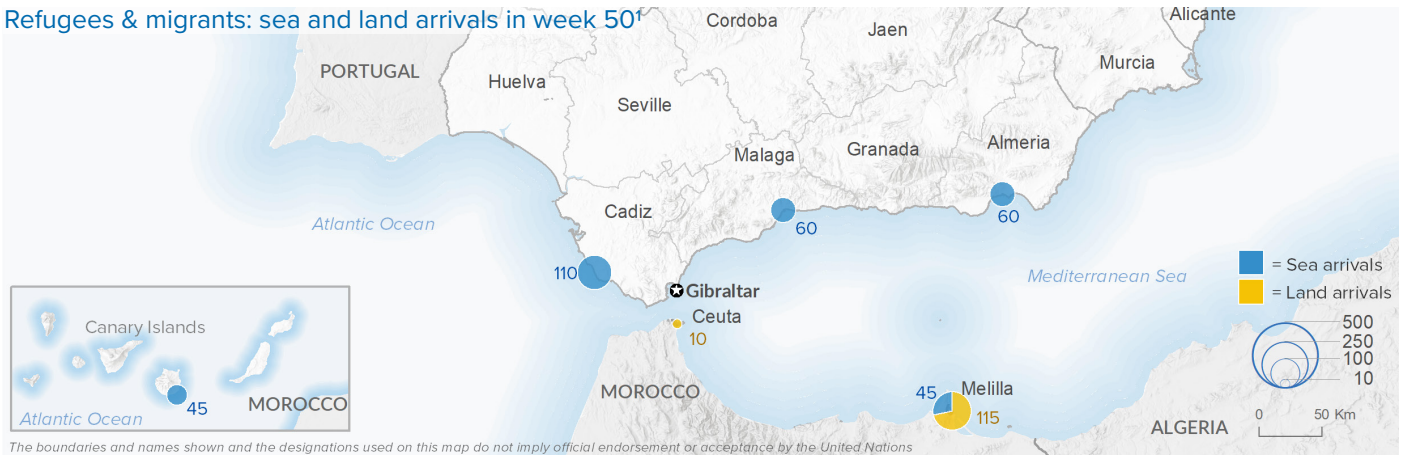


SPAIN Weekly snapshot - Week 50 (9 - 15 Dec 2019)

The charts below are based on figures from the Ministry of Interior and UNHCR estimates. All figures are provisional and subject to change

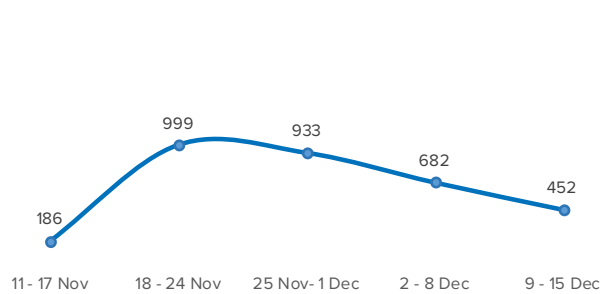
Refugees & migrants: sea and land arrivals in week 50¹



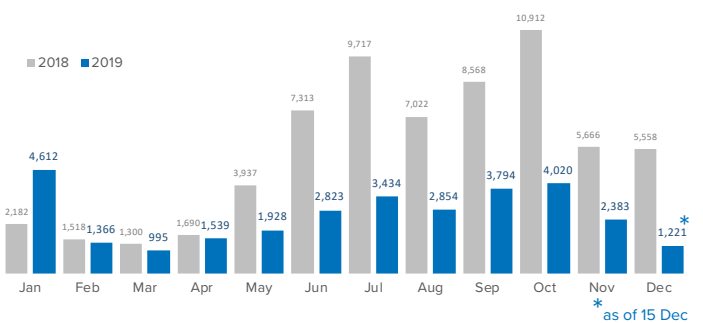
The boundaries and names shown and the designations used on this map do not imply official endorsement or acceptance by the United Nations

Total Sea and Land		Sea		Land (Ceuta & Melilla)	
30,969	-50%	24,950	-55%	6,019	-8%
Arrivals as of 15 Dec 2019 ²	Dif. 2018	Arrivals as of 15 Dec 2019 ²	Dif. 2018	Arrivals as of 15 Dec 2019 ²	Dif. 2018
452		325		127	
Arrivals Week 50 ¹		Arrivals Week 50 ¹		Arrivals Week 50 ¹	
Dif. last week: -34%		Dif. last week: -39%		Dif. last week: -14%	
Dif. 2018: -64%		Dif. 2018: -72%		Dif. 2018: +19%	
65		46		18	
Avg. daily arrivals Week 50 ¹		Avg. daily arrivals Week 50 ¹		Avg. daily arrivals Week 50 ¹	
Dif. 2018: -64%		Dif. 2018: -72%		Dif. 2018: +19%	
570		434		135	
Avg. weekly arrivals in Dec so far ¹		Avg. weekly arrivals in Dec so far ¹		Avg. weekly arrivals in Dec so far ¹	
Dif. 2018: -55%		Dif. 2018: -62%		Dif. 2018: +27%	

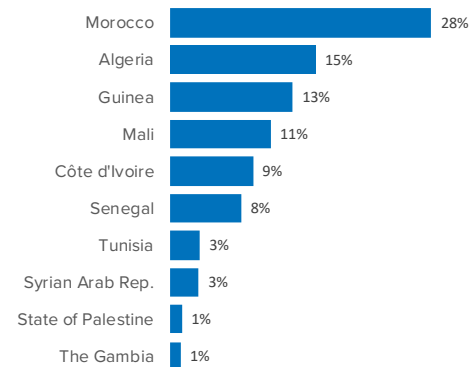
Sea and land arrivals during the last five weeks¹



Arrivals per month²



Most common nationalities, Jan - Oct 2019²



Demographic breakdown, Jan - Oct 2019²

