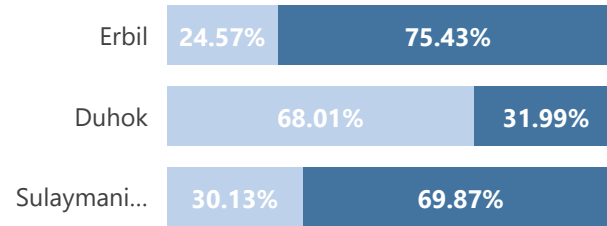
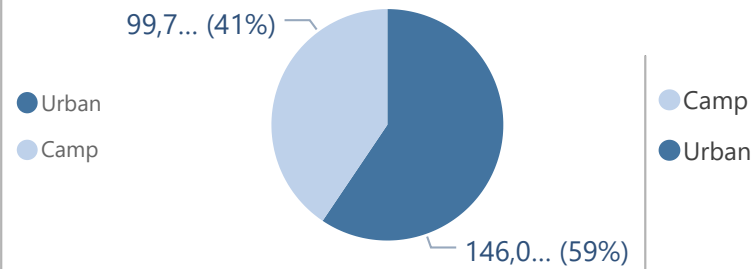
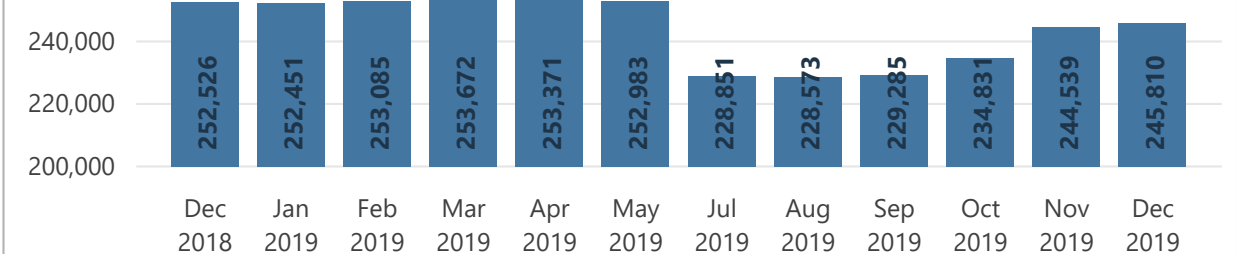


## Camp and Urban Population



## Population Trend

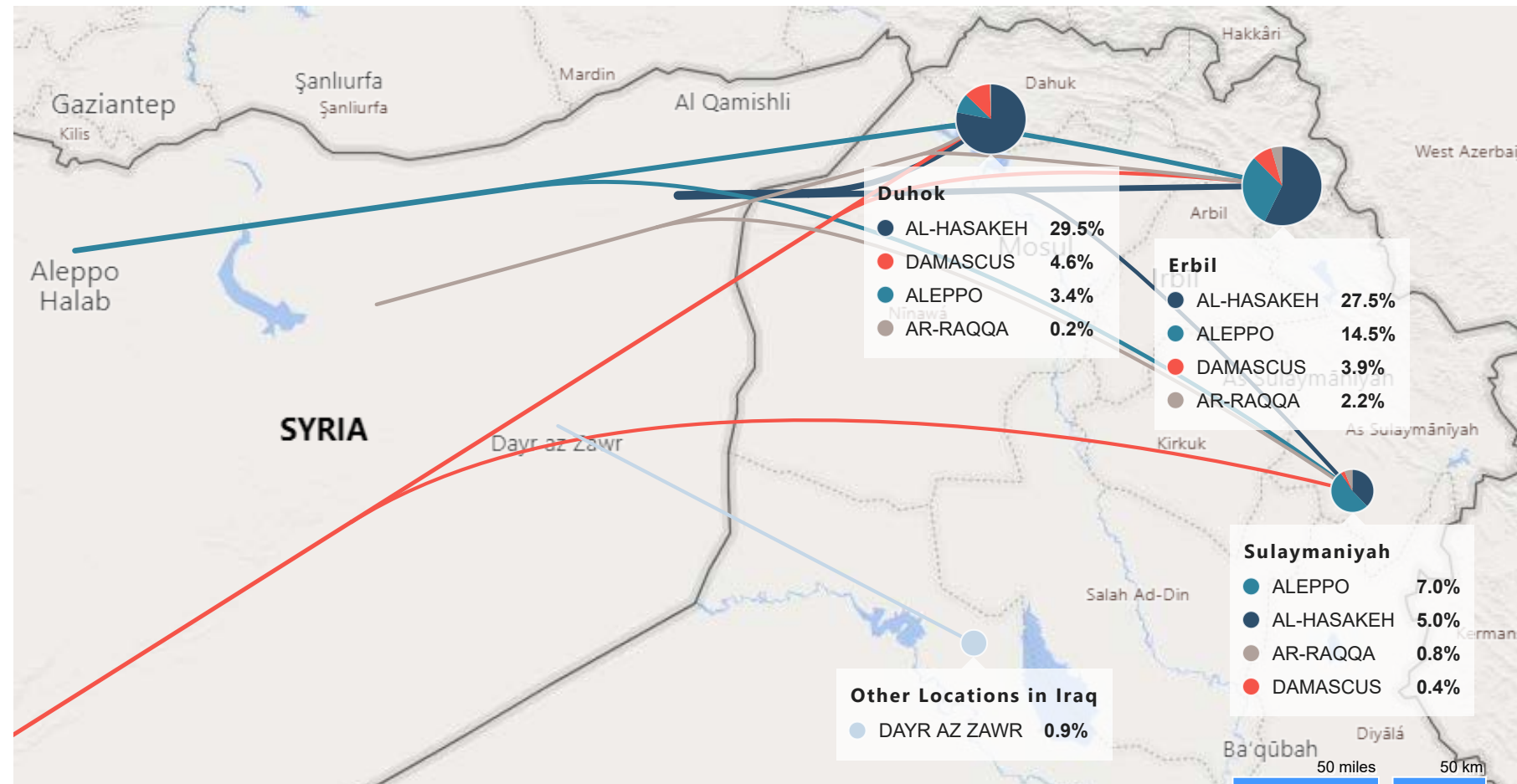


Governorate	Individuals	Household	% of Total
<b>Erbil</b>	<b>124,182</b>	<b>38,999</b>	<b>50.52%</b>
Erbil Urban	93,671	31,954	38.11%
Darashakran Camp	11,953	2,642	4.86%
Qushtappa Camp	8,281	1,994	3.37%
Kawergosk Camp	7,837	1,887	3.19%
Basirma Camp	2,440	522	0.99%
<b>Duhok</b>	<b>88,251</b>	<b>24,011</b>	<b>35.90%</b>
Domiz Camp	30,872	7,441	12.56%
Duhok Urban	28,228	8,807	11.48%
Domiz Camp 2	10,428	2,460	4.24%
Gawilan Camp	10,128	2,548	4.12%
Bardarash Camp	7,525	2,488	3.06%
Akre Settlement	1,070	267	0.44%
<b>Sulaymaniyah</b>	<b>30,511</b>	<b>9,780</b>	<b>12.41%</b>
Sulaymaniyah Urban	21,318	7,515	8.67%
Arbat Camp	9,193	2,265	3.74%
<b>Other</b>	<b>2,866</b>	<b>1,199</b>	<b>1.17%</b>
Other Urban Locations	2,866	1,199	1.17%
<b>Total</b>	<b>245,810</b>	<b>73,989</b>	<b>100.00%</b>

Information Management unit: irqerbim@unhcr.org

Data source: UNHCR registration unit, Erbil, Iraq

## Syrian Refugees Registered in Iraq



● Al-hasakeh ● Aleppo ● Damascus ● Ar-raqqa ● Dayr az Zawr