

Total Active Registered Persons Of Concern **23,292**



23,285

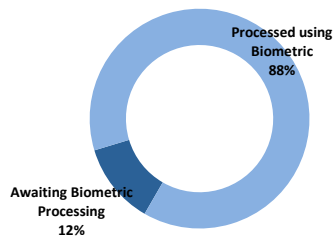
100.0%



7

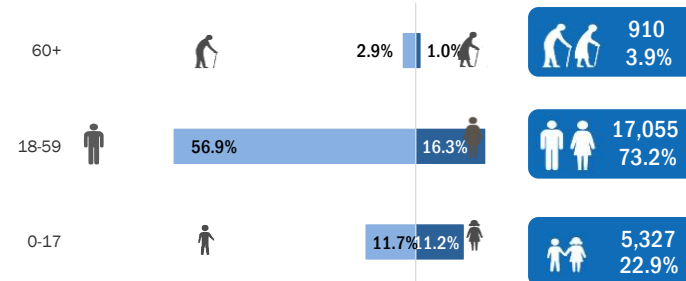
0.0%

Biometric Statistics (IRIS)



UNHCR Jordan

Age-Gender Breakdown



Standard Age and Gender

Age	0-4	5-11	12-17	18-35	36-59	60+	Total	%
Female	981	993	633	2,476	1,315	237	6,635	28.5%
Male	989	1,020	711	8,737	4,527	673	16,657	71.5%
Total	1,970	2,013	1,344	11,213	5,842	910	23,292	100%
	8.5%	8.6%	5.8%	48.1%	25.1%	3.9%		

Origion Country

YEM	14,783	63.5%
SUD	6,089	26.1%
SOM	746	3.2%
Other*	1,674	7.2%

Specific Needs

Serious medical condition	2,700	11.6%
Disability	1,211	5.2%
Specific legal and physical protection needs	858	3.7%
Woman at risk	597	2.6%
Child at risk	332	1.4%
Single parent	283	1.2%
Older person at risk	115	0.5%
Unaccompanied or separated child	86	0.4%
Individuals with Specific Needs	4,276	18.4%
Total	6,182	26.5%

* An individual can have more than one specific need

Arrivals**

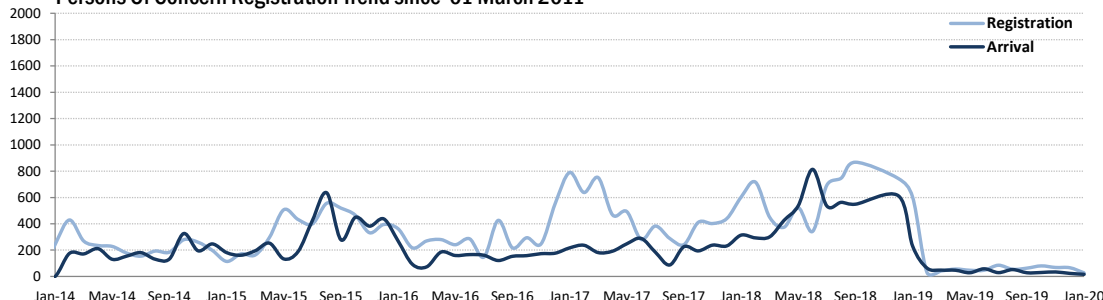
Pre-2011	1,709	7.3%
2011	648	2.8%
2012	1,257	5.4%
2013	2,669	11.5%
2014	2,158	9.3%
2015	3,675	15.8%
2016	1,672	7.2%
2017	2,303	9.9%
2018	5,456	23.4%
2019	45	0.2%
2020	0	0.0%

* The new arrivals excludes newborn babies who will be represented under the registration trend.

Registration Trend

2011	857	3.0%
2012	693	2.4%
2013	2,418	8.5%
2014	2,850	10.0%
2015	4,352	15.3%
2016	3,544	12.5%
2017	5,588	19.7%
2018	8,066	28.4%
2019	1,241	4.4%
2020	27	0.1%

Persons Of Concern Registration Trend since 01 March 2011



* Other nationalities include among others (ARE,LBY,LEB,ETH,RUS...)

**The new arrivals excludes newborn babies who will be represented under the registration trend.

DAG Jordan

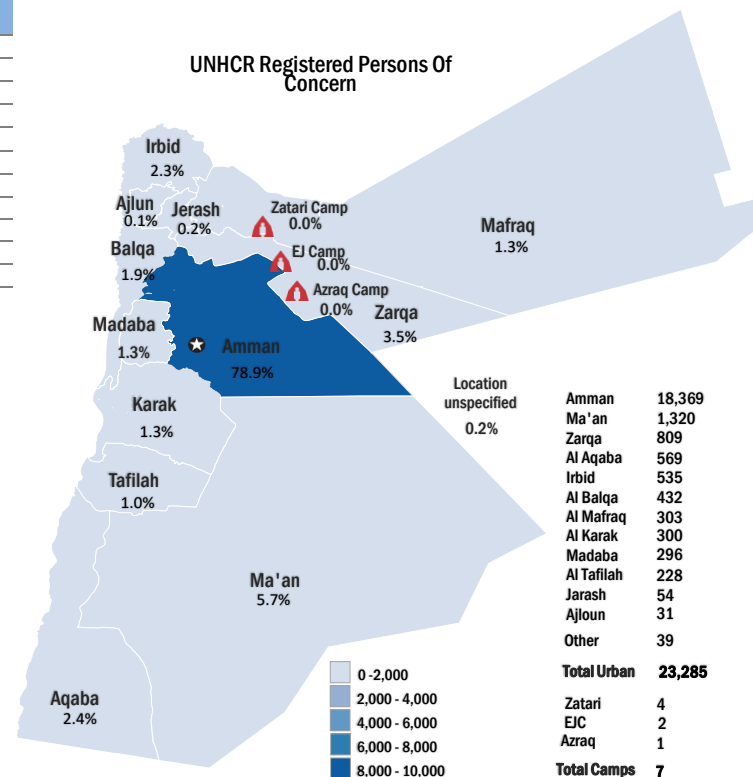
Interagency Portal: <http://data.unhcr.org/Syrianrefugees>

UNHCR on the web: <http://www.unhcr.org> ; <http://www.unhcr.org>

UNHCR on Social network: <http://www.facebook.com/UNHCRJordan> ; <http://twitter.com/ZaatariCamp>

Prepared by Data Analysis Group | Jordan

UNHCR Registered Persons Of Concern



* Coloured map only reflects refugees living outside camps.