



Ministry of Labour Syrian Refugee Unit -- Monthly Progress Report

# Syrian Refugee Unit Work Permit Progress Report March 2019

Timeframe	Report includes data gathered through March 31, 2019
Report compiled by	Syrian Refugee Unit at the Ministry of Labour
Date submitted	15/4/2019

## Introduction

This report was compiled by the Ministry of Labour's (MOL) Syrian Refugee Unit (SRU) and will provide the following:

- Total work permits issued to Syrian refugees.
- Disaggregation of work permits data by gender, type of permit, and location.
- Camp-specific work permits issuances.

January 1, 2016 to March 31, 2019	<b>139,020</b> permits issued
March, 2019	<b>3,634</b> permits issued
January 1, 2019 to March 31, 2019	<b>9,866</b> permits issued
<i>Of which issued from camps February 2017 to March 31, 2019</i>	<b>29,670</b> permits issued



Ministry of Labour Syrian Refugee Unit -- Monthly Progress Report

## Highlights

- **3,634** WP's were issued in March 2019, with an increase when compared to last month February 2019 of **3,046** WP's, but with a decrease when compared with March 2018 of **4,226** WP's.
- During March 2019, **407** flexible WP's were issued in the construction sector under the umbrella of the General Federation of Jordanian Trade Unions (GFJTU), with total of **22,495** WP's.
- **1,120** flexible WP's were issued in March 2019 in the agriculture sector under the umbrella of the cooperatives, with total of **50,241** WP's.
- On November 22, 2018, the Council of Ministers issued new instructions related to **Home Based and Small Businesses for Syrians**. The instruction is mainly focusing on allowing Syrian refugees living outside the camps to register and operate Home Based Businesses in 3 sectors: Food Processing, Handicrafts, and Tailoring, provided that they obtain professional licenses through the Greater Amman Municipality and Ministry of Municipal Affairs, provided that the percentage of Jordanians benefiting from the support given to these works is not less than 70%.
- A comprehensive Document of instructions and procedures related to the employment of Syrian labour has been published in the Official Gazette in Issue No. 5549 Date of 2/12/2018.
- The eighth Grace Period for Syrian refugees Work Permits valid until 31 December 2019.
- Following the Council of Ministers approval on the automatic renewal of Syrians work Permits issued in 10/1/2019, related mechanism and procedures for work permits renewal are currently under development.



## Ministry of Labour Syrian Refugee Unit -- Monthly Progress Report

### Analysis

- **Work Permit Issuances by Gender**

Period	Male	Female	Total
January 1, 2016 to March 31, 2019	132,704 (95.5%)	6,316 (4.5%)	139,020
March 2019	3,392 (93.4%)	242 (6.6%)	3,634
January 1, 2019 to March 31, 2019	9,159 (92.9%)	707 (7.1%)	9,866

- **Work Permit Issuances by Type**

Type	March 2019	Acc / 2019
First-Time Issuance	787	2,350
Renewal	1,829	4,657
Change of Workplace	613	1,992
Social Security Purposes <sup>1</sup>	28	94
Recruitment <sup>2</sup>	0	0
Temporary Permits <sup>3</sup>	377	773

- **Work Permit Issuances by Governorate**

<sup>1</sup>For purposes of collecting the social security entitlements, work permits may be renewed.

<sup>2</sup> Recruitment involves hiring non-Jordanian workers while they are still in their country of origin and bringing them to Jordan for work.

<sup>3</sup>Based on new instructions and a circular related to employment for cash-for-work projects, short-term work permits were introduced.



وزارة العمل

Ministry of Labour Syrian Refugee Unit -- Monthly Progress Report

Governorate	# w p March 2019	# w p Acc 2019	Governorate	# w p March 2019	# w p Acc 2019
Amman	1,409	3,661	Karak	63	127
Madaba	12	39	Ma'an	17	30
Irbid	1,006	2,517	Zarqa	687	2,275
Jerash	274	829	Mafrqa	97	165
Ajloun	12	20	Tafila	12	52
Balqa	45	151	Aqaba	0	0
<b>March 2019</b>	<b>3,634</b>				
<b>Acc 2019</b>	<b>9,866</b>				

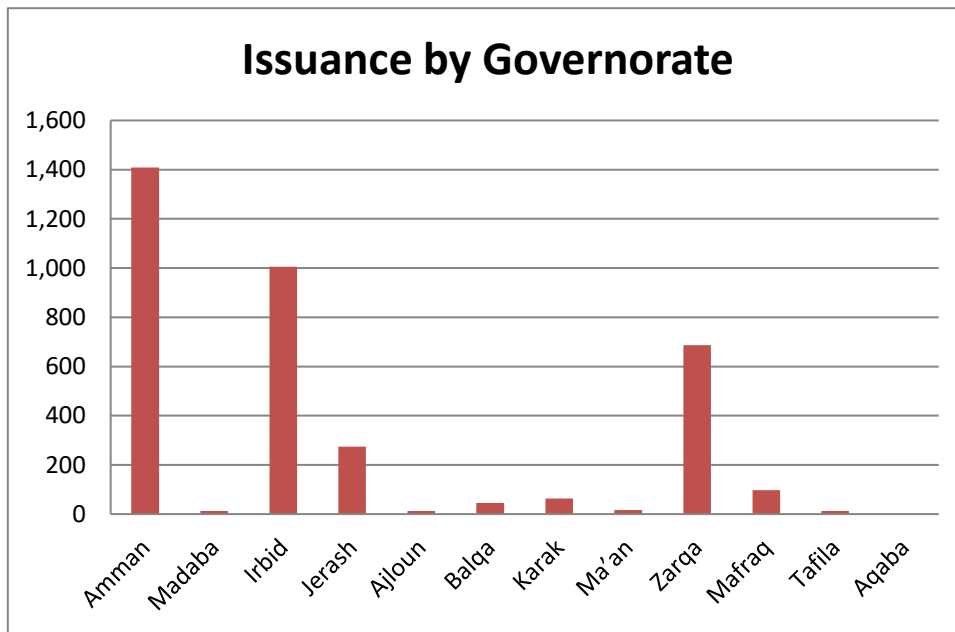


Figure 1: Work Permit Issuances by Governorate March 2019.



Ministry of Labour Syrian Refugee Unit -- Monthly Progress Report

• **Work Permits March 2019 by Economic Activity, comparing with March 2018.**

Economic Activity/Field	March -2018	%	March -2019	%	change
Agriculture, forestry, and fishing	807	19.1%	1,091	30.0%	284
Mining and quarrying	4	0.1%	1	0.0%	-3
Manufacturing	772	18.3%	651	17.9%	-121
Electricity, gas, steam and air conditioning	0	0.0%	0	0.0%	0
Water supply, sewage, waste management activities	18	0.4%	3	0.1%	-15
Construction	780	18.5%	672	18.5%	-108
Wholesale and retail trade; repair of motor vehicles	681	16.1%	444	12.2%	-237
Transportation and storage	42	1.0%	30	0.8%	-12
Hospitality and food service activities	781	18.5%	465	12.8%	-316
Information and communication	4	0.1%	1	0.0%	-3
Financial and insurance activities	0	0.0%	0	0.0%	0
Real estate activities	0	0.0%	3	0.1%	3



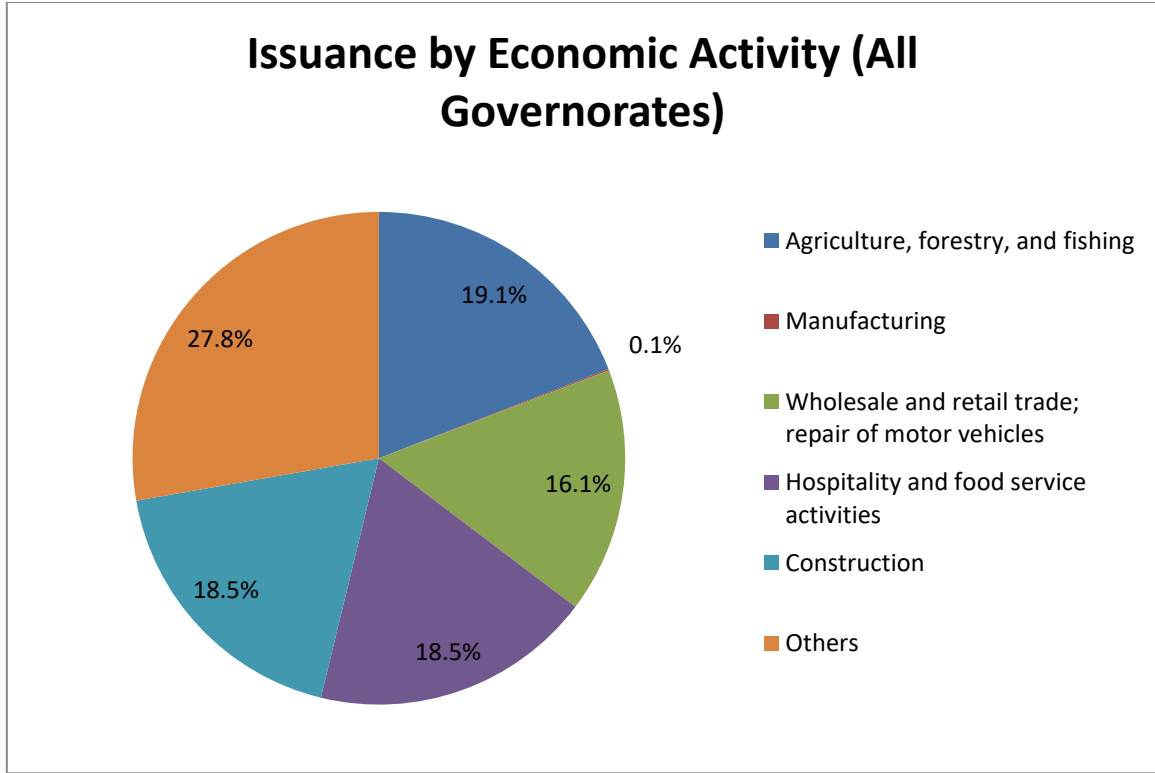
### Ministry of Labour Syrian Refugee Unit -- Monthly Progress Report

Professional, scientific and technical activities	14	0.3%	18	0.5%	4
Administrative and support service activities	23	0.5%	108	3.0%	85
Public administration and defense; compulsory social	33	0.8%	38	1.0%	5
Education	7	0.2%	16	0.4%	9
Human health and social work activities	5	0.1%	1	0.0%	-4
Arts, entertainment and recreation	11	0.3%	0	0.0%	-11
Other service activities	49	1.2%	41	1.1%	-8
Activities of households as employers; undifferentiated goods and services-producing activities of households for own use.	9	0.2%	5	0.1%	-4
Activities of extraterritorial organizations and bodies	186	4.4%	46	1.3%	-140
<b>Total</b>	<b>4,226</b>	<b>100.0%</b>	<b>3,634</b>	<b>100.0%</b>	<b>-592</b>

Work Permit Issuances by Economic Activity, March 2019 comparing with, March 2018



Ministry of Labour Syrian Refugee Unit -- Monthly Progress Report



• **Figure 2: Work Permit Issuances by Economic Activity, March 2019.**



Ministry of Labour Syrian Refugee Unit -- Monthly Progress Report

• **Work Permit Issuances by Camp acc up to 31/3/2019.**

Camp	Work Permits Issued
Za'atari Camp	19,579
Azraq Camp	8,886
Cyber Camp	64
Mreijeb Camp	1,089
Unknown or Old Record	52
<b>Total</b>	<b>29,670</b>

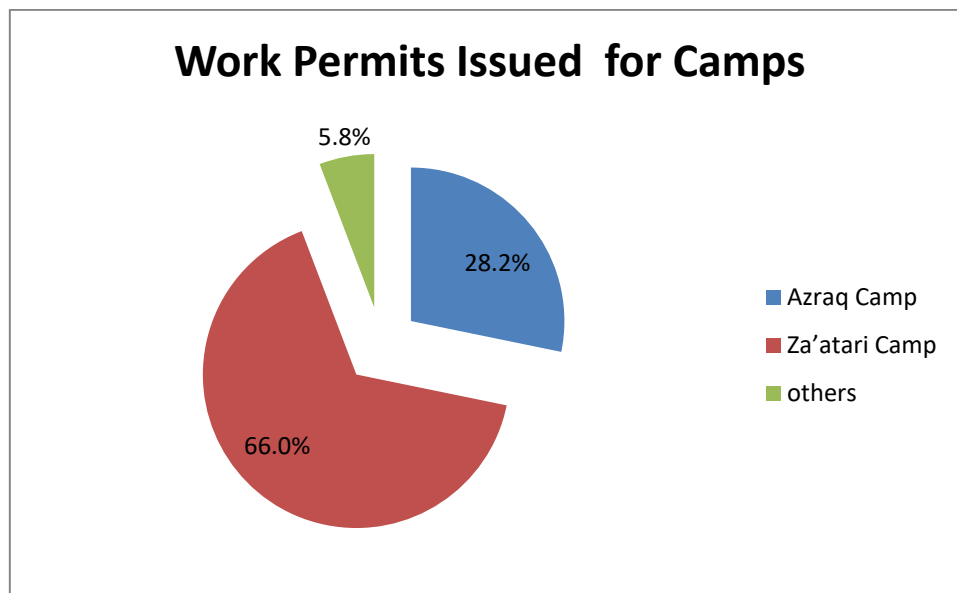


Figure3: Work Permit Issuances by Camp (1/2/2017 to 31/3/2019)