



Ministry of Labour Syrian Refugee Unit -- Monthly Progress Report

# Syrian Refugee Unit Work Permit Progress Report August 2019

Timeframe	Report includes data gathered through Aug 31, 2019
Report compiled by	Syrian Refugee Unit at the Ministry of Labour
Date submitted	<b>18/9/2019</b>

## Introduction

This report was compiled by the Ministry of Labour's (MOL) Syrian Refugee Unit (SRU) and will provide the following:

- Total work permits issued to Syrian refugees.
- Disaggregation of work permits data by gender, type of permit, and location.
- Camp-specific work permits issuances.

January 1, 2016 to August 31, 2019	<b>153,535</b> permits issued
August, 2019	<b>3,342</b> permits issued
January 1, 2019 to August 31, 2019	<b>24,581</b> permits issued
<i>Of which issued from camps February 2017 to August 31, 2019</i>	<b>33,959</b> permits issued



## Ministry of Labour Syrian Refugee Unit -- Monthly Progress Report

### Highlights

- **3,342** WP's were issued in August 2019, the situation returned to applying working according to the comprehensive instructions Document related to the employment of Syrian labour which has been published in the Official Gazette in Issue No. 5549 Date of 2/12/2018.
- During August 2019, **1,747** flexible WP's were issued in the construction sector under the umbrella of the General Federation of Jordanian Trade Unions (GFJTU), with total of **26,473** WP's.
- **4,047** flexible WP's were issued in July 2019 in the agriculture sector under the umbrella of the cooperatives, with total of **58,643** WP's.
- The eighth Grace Period for Syrian refugees Work Permits valid until 31 December 2019.



Ministry of Labour Syrian Refugee Unit -- Monthly Progress Report

## Analysis

- **Work Permit Issuances by Gender**

Period	Male	Female	Total
January 1, 2016 to August 31, 2019	146,473 (95.3%)	7,262 (4.7%)	153,535
August, 2019	3,071 (91.9%)	271 (8.1%)	3,342
January 1, 2019 to August 31, 2019	22,936 (93.3%)	1,645 (6.7%)	24,581

- **Work Permit Issuances by Type**

Type	August 2019	Acc / 2018
First-Time Issuance	1,143	838
Renewal	15,398	15,561
Change of Workplace	3,602	4,356
Social Security Purposes <sup>1</sup>	593	1,686
Recruitment <sup>2</sup>	0	2450
Temporary Permits <sup>3</sup>	27	65
Retroactively	904	12
<b>total</b>	<b>21,667</b>	<b>24,986</b>

<sup>1</sup>For purposes of collecting the social security entitlements, work permits may be renewed.

<sup>2</sup> Recruitment involves hiring non-Jordanian workers while they are still in their country of origin and bringing them to Jordan for work.

<sup>3</sup>Based on new instructions and a circular related to employment for cash-for-work projects, short-term work permits were introduced.



Ministry of Labour Syrian Refugee Unit -- Monthly Progress Report

• **Work Permit Issuances by Governorate**

Governorate	# w p August 2019	# w p Acc 2018	Governorate	# w p August 2019	# w p Acc 2018
Amman	794	8,353	Karak	41	278
Madaba	5	205	Ma'an	9	88
Irbid	1,413	7,490	Zarqa	903	5,873
Jerash	119	1,412	Ma'raq	37	470
Ajloun	0	36	Tafila	0	71
Balqa	21	304	Aqaba	0	1
<b>August 2019</b>	<b>3,342</b>				
<b>Acc 2019</b>	<b>24,581</b>				

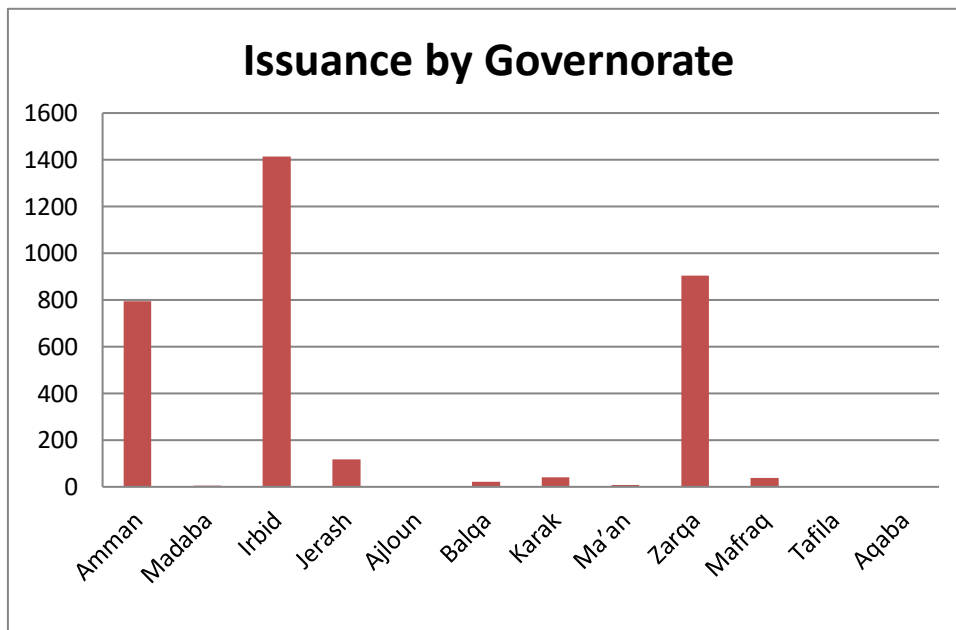


Figure 1: Work Permit Issuances by Governorate August 2019.



Ministry of Labour Syrian Refugee Unit -- Monthly Progress Report

• **Work Permits August 2019 by Economic Activity, comparing with August 2018.**

Economic Activity/Field	July -2018	%	July -2019	%	change
Agriculture, forestry, and fishing	2,212	95.8%	2,020	142.7%	-192
Mining and quarrying	2	0.1%	3	0.2%	1
Manufacturing	328	14.2%	276	19.5%	-52
Electricity, gas, steam and air conditioning	0	0.0%	0	0.0%	0
Water supply, sewage, waste management activities	2	0.1%	2	0.1%	0
Construction	22	1.0%	6	0.4%	-16
Wholesale and retail trade; repair of motor vehicles	149	6.5%	137	9.7%	-12
Transportation and storage	1	0.0%	6	0.4%	5
Hospitality and food service activities	252	10.9%	184	13.0%	-68
Information and communication	2	0.1%	1	0.1%	-1
Financial and insurance activities	1	0.0%	0	0.0%	-1
Real estate activities	2	0.1%	0	0.0%	-2



وزارة العمل

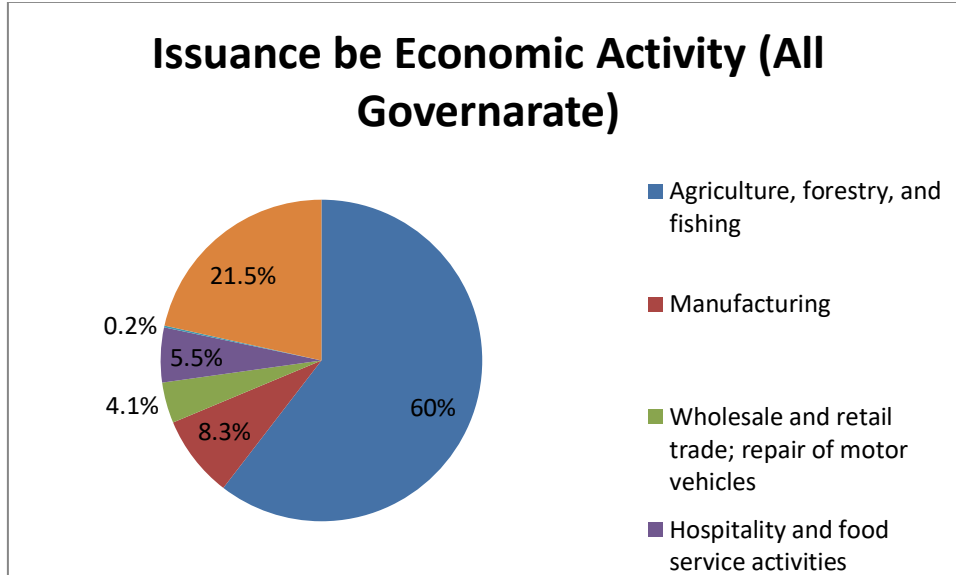
Ministry of Labour Syrian Refugee Unit -- Monthly Progress Report

Professional, scientific and technical activities	1	0.0%	8	0.6%	7
Administrative and support service activities	54	2.3%	8	0.6%	-46
Public administration and defense; compulsory social	8	0.3%	95	6.7%	87
Education	12	0.5%	8	0.6%	-4
Human health and social work activities	2	0.1%	0	0.0%	-2
Arts, entertainment and recreation	4	0.2%	0	0.0%	-4
Other service activities	771	33.4%	580	41.0%	-191
Activities of households as employers; undifferentiated goods and services-producing activities of households for own use.	7	0.3%	6	0.4%	-1
Activities of extraterritorial organizations and bodies	0	0.0%	2	0.1%	2
<b>Total</b>	<b>3,832</b>	<b>100.0%</b>	<b>3,342</b>	<b>100.0%</b>	<b>-490</b>

Work Permit Issuances by Economic Activity, August 2019 comparing with, August 2018



Ministry of Labour Syrian Refugee Unit -- Monthly Progress Report



• **Figure 2: Work Permit Issuances by Economic Activity, August 2019.**



Ministry of Labour Syrian Refugee Unit -- Monthly Progress Report

• **Work Permit Issuances by Camp acc up to 31/08/2019.**

Camp	Work Permits Issued
Za'atari Camp	22,205
Azraq Camp	10,128
Cyber Camp	163
Mreijeb Camp	1,405
Unknown or Old Record	58
<b>Total</b>	<b>33,959</b>

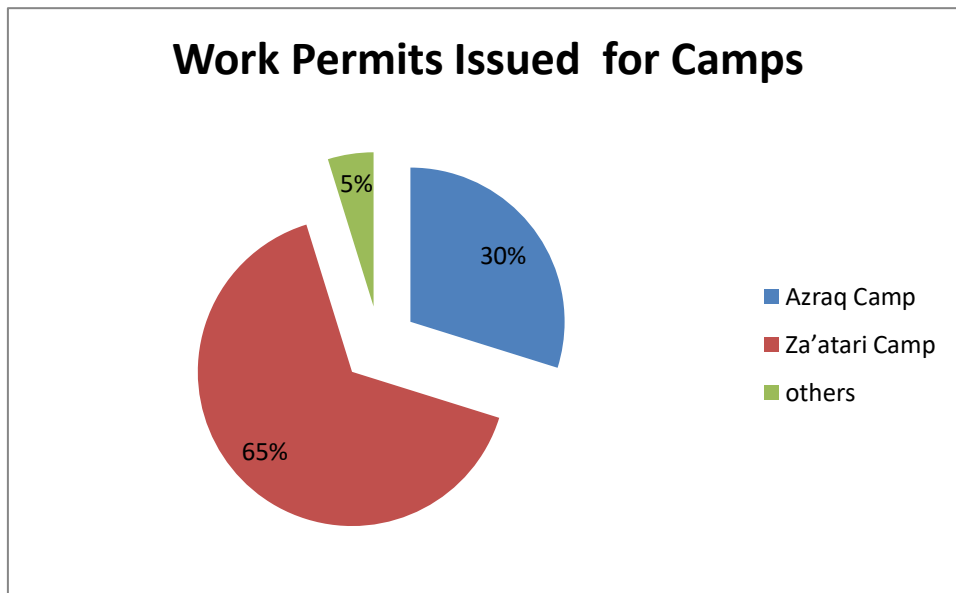


Figure3: Work Permit Issuances by Camp (1/2/2017 to 31/08/2019)