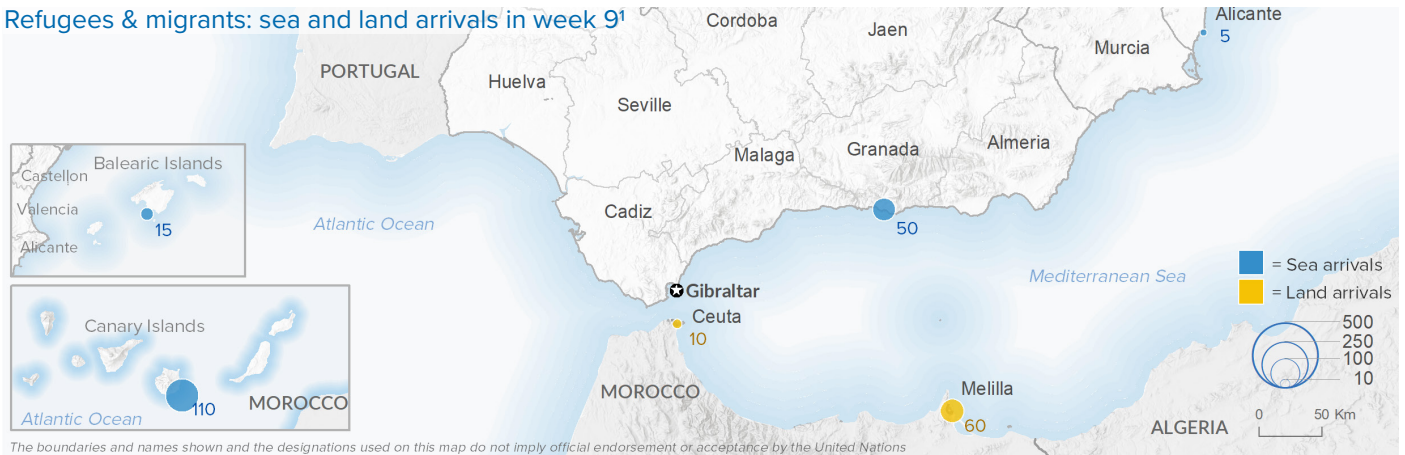


SPAIN Weekly snapshot - Week 9 (24 Feb - 1 Mar 2020)

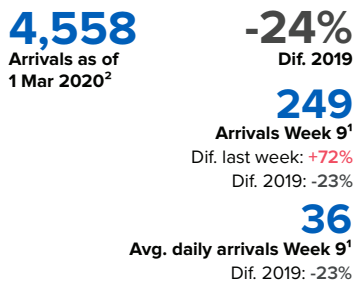
The charts below are based on figures from the Ministry of Interior and UNHCR estimates. All figures are provisional and subject to change

Refugees & migrants: sea and land arrivals in week 9¹



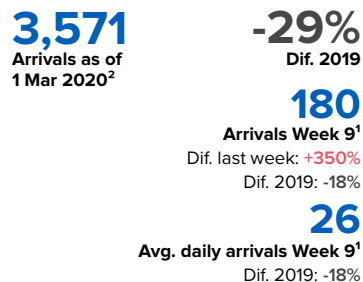
The boundaries and names shown and the designations used on this map do not imply official endorsement or acceptance by the United Nations

Total Sea and Land



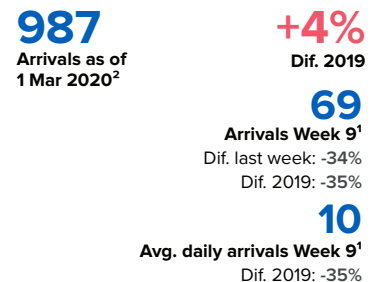
-
Avg. weekly arrivals in Mar so far¹
Dif. 2019: -

Sea



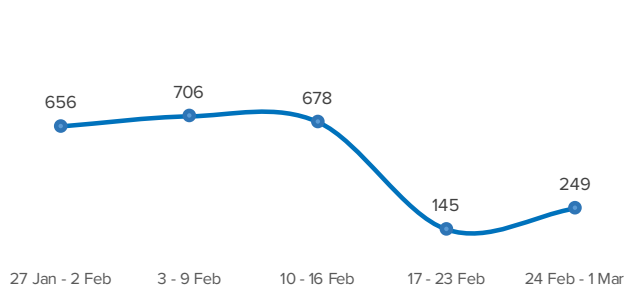
-
Avg. weekly arrivals in Mar so far¹
Dif. 2019: -

Land (Ceuta & Melilla)

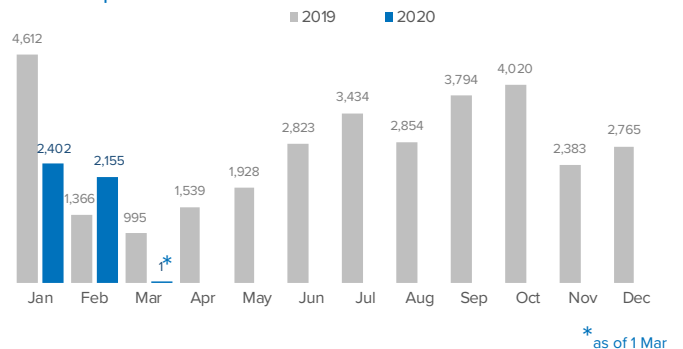


-
Avg. weekly arrivals in Mar so far¹
Dif. 2019: -

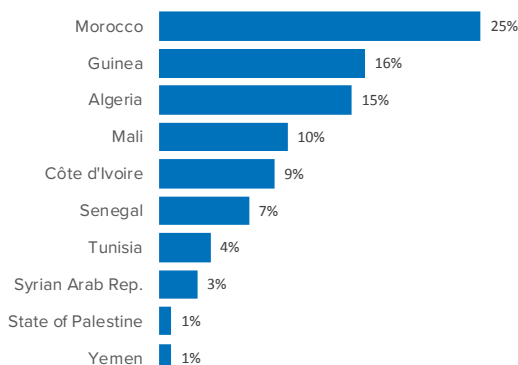
Sea and land arrivals during the last five weeks¹



Arrivals per month²



Most common nationalities, Jan - Dec 2019²



Demographic breakdown, Jan - Dec 2019²

