

Total Active Registered Persons Of Concern **23,230**



23,229
100.0%

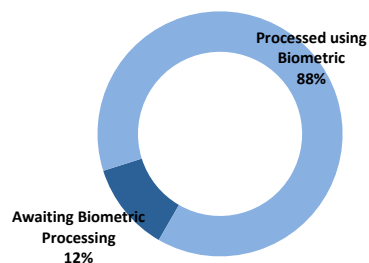


1
0.0%

Standard Age and Gender

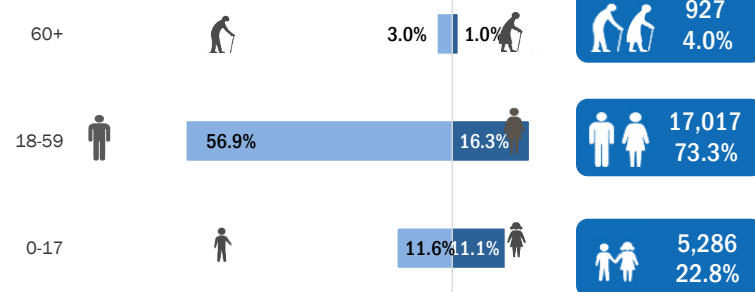
Age	0-4	5-11	12-17	18-35	36-59	60+	Total	%
Female	962	1,002	624	2,464	1,328	240	6,620	28.5%
Male	978	1,001	719	8,647	4,578	687	16,610	71.5%
Total	1,940	2,003	1,343	11,111	5,906	927	23,230	100%
	8.4%	8.6%	5.8%	47.8%	25.4%	4.0%		

Biometric Statistics (IRIS)



UNHCR Jordan

Age-Gender Breakdown



Origion Country

YEM	14,778	63.6%
SUD	6,086	26.2%
SOM	746	3.2%
Other*	1,620	7.0%

Specific Needs

Serious medical condition	2,811	12.1%
Disability	1,240	5.3%
Specific legal and physical protection needs	870	3.7%
Woman at risk	595	2.6%
Child at risk	321	1.4%
Single parent	280	1.2%
Older person at risk	117	0.5%
Unaccompanied or separated child	78	0.3%
Individuals with Specific Needs	4,407	19.0%
Total	6,312	27.2%

Arrivals**

Pre-2011	1,678	7.2%
2011	634	2.7%
2012	1,229	5.3%
2013	2,629	11.3%
2014	2,119	9.1%
2015	3,617	15.6%
2016	1,609	6.9%
2017	2,263	9.7%
2018	5,409	23.3%
2019	41	0.2%
2020	0	0.0%

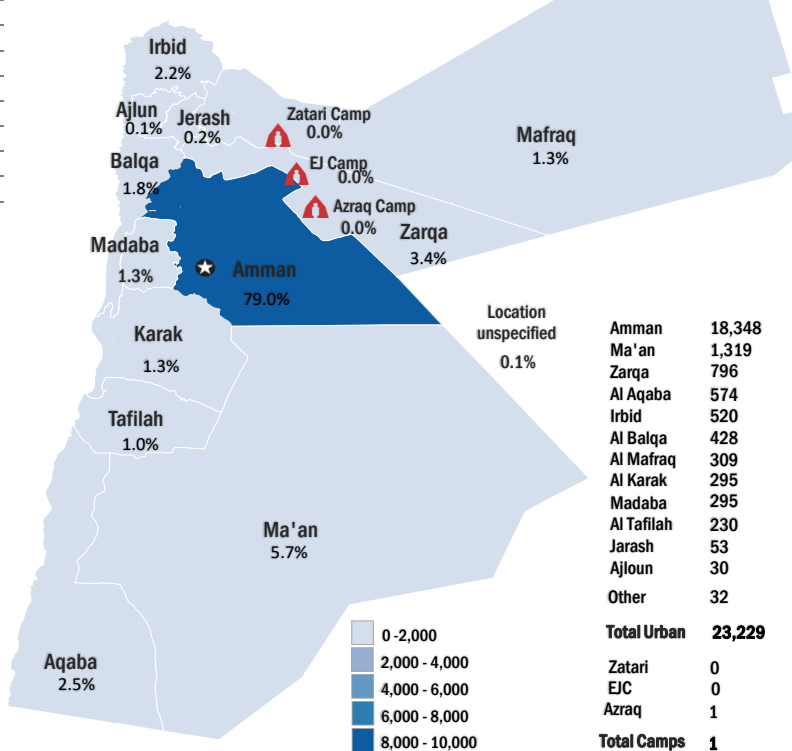
Registration Trend

2011	857	3.0%
2012	693	2.4%
2013	2,411	8.5%
2014	2,846	10.0%
2015	4,353	15.4%
2016	3,542	12.5%
2017	5,584	19.7%
2018	8,060	28.4%
2019	1,202	4.2%
2020	133	0.5%

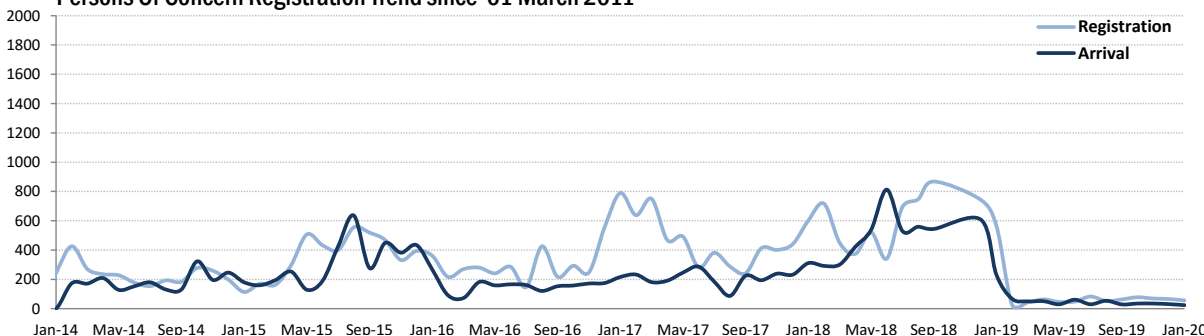
* An individual can have more than one specific need

**The new arrivals excludes newborn babies who will be represented under the registration trend.

UNHCR Registered Persons Of Concern



Persons Of Concern Registration Trend since 01 March 2011



* Coloured map only reflects refugees living outside camps.

* Other nationalities include among others (ARE,LBY,LEB,ETH,RUS....)

**The new arrivals excludes newborn babies who will be represented under the registration trend.

DAG Jordan

Interagency Portal: <http://data.unhcr.org/Syrianrefugees>

UNHCR on the web: <http://www.unhcr.org> ; <http://www.unhcr.org>

UNHCR on Social network: <http://www.facebook.com/UNHCRJordan> ; <http://twitter.com/ZaatariCamp>

Prepared by Data Analysis Group | Jordan