






## OVERVIEW

Yemen Refugees Response dashboard covers all indicators (focus and proxy) included in partners partnership agreement (PPA) whether activities have been implemented or no. The count of beneficiaries may include duplicate counts of the same people assisted by more than one type of activity. Governorate or District coverage doesn't imply full geographical coverage or the coverage of all needs in the Governorate/District.



**269,388**  
refugees

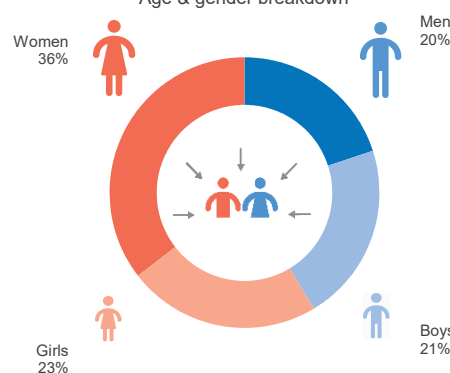
**10,811**  
asylum-seekers

SECTORS	PARTNERS	GOVERNORATES	DISTRICTS
 Protection	9	14	30
 Child protection	2	4	5
 SGBV	2	4	5
 Detention	1	6	14
 Food Nutrition	2	2	2
 Education	3	3	3
 Health	2	3	4
 CRI/Shelter	1	1	1
 WASH	1	1	1
 Livelihood	3	2	4
 Supply and Logistic	2	2	2

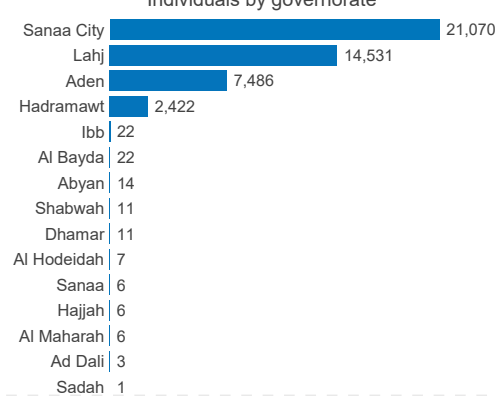
Partners by Governorate





Age & gender breakdown




Individuals by governorate



  
Estimated  
Households reached  
**9,124**

  
Estimated  
individuals reached  
**45,618**

  
Households  
receiving CASH  
**3,933**

  
Child and SGBV  
cases assisted  
**1,842**

  
Reporting  
Partners  
**12**

  
Governorates  
covered  
**15**

  
Districts  
covered  
**34**



### Protection

<b>1.01 - Assessment and analysis undertaken</b>	
# of households assessed for vulnerability	1,583
<b>1.02 - Legal assistance and legal remedies</b>	
Total # of PoC receiving legal assistance	1,078
<b>1.03 - Sectoral cash grants or vouchers provided</b>	
Total # of child receiving cash grants	1
Total # of PoC receiving cash grants (unconditional) - 419AH	2,776
Total # of reported SGBV incidents for which survivors received cash assistance	81
Total # of UASC, CR and CWDs provided with cash assistance	639
<b>1.04 - Registration and documentation</b>	
Total # of asylum-seekers that had access to UNHCR	546
Total # of children registered and issued documentation under regular birth registration	257
Total # of identity documents issued for PoC	4,329
Total # of PoC assisted with civil status registration or documentation	0
Total # of PoC registered on an individual basis with minimum set of data required	2,485
<b>1.05 - Community Based Protection/ Community mobilisation</b>	
# of community awareness and sensitization campaigns - 510AP	0
# of community initiatives supported	2
# of complaints received under the community based complaints mechanism	394
# of Meetings/Workshop for Refugee community leaders, focal points, specialized	0
# of public information/ awareness community sessions conducted	10
# of specialized-committees (women, youth, disabled persons and elderly person)	3
# of women in leadership structures positions	29
Total # of Refugee community leaders , focal points, specialized committees' members	0
Total # of refugee community members participated in awareness raising sessions	201
Total # of youth engaged in the youth zones	21
<b>1.06 - Durable solution</b>	
# of families assisted for departure	0
# of PoC accommodated	80
# of PoC receiving cash grants for ASR	436
Total # of PoC provided with safe and dignified returnee transport	329
Total # of PoC with specific needs receiving assistance	189
Total # PoC of verifications of voluntary return	329
<b>1.07 - Services to persons with specific needs including Psychosocial support</b>	
# of coordination meetings conducted	2
# of sessions organized in community	5
# of visits of physiotherapy doctor to Kharaz & Basateen.	64
Total # of elderly at risk who receive support	200
Total # of PoC with disabilities receiving specific support	104
Total # of PoC with psychosocial needs receiving psychosocial support	1,904
Total # of PWDs received physiotherapy services	124
<b>1.08 - Advocacy and capacity building</b>	
# of advocacy interventions made on individual cases	0
Total # of border guards and government officials trained	0
Total # of government staff trained	0



### Child protection

<b>2.01 - Best Interest Determination/Best Interest assessment</b>	
Total # of children for best interest assessments conducted	149
<b>2.02 - Assistance and Assessment</b>	
# of home visits conducted	718
Total # of children assisted	1,560
Total # of children at risk identified	61
Total # of children with disabilities receiving specific support at EILC	36
Total # of separated children identified	7
Total # of unaccompanied children identified	84
<b>2.03 - Prevention and response services for children at risk</b>	
# of community based day care centers supported (CBDCC)	15
Total # of adolescents benefited from the youth space	55
Total # of children aged 0-2 enrolled in the day care at the FC	67
Total # of children attending the family center	157
Total # of children who received Non-Food Items (NFIs)	0
Total # of CWDs enrolled in rehabilitation centers	33
Total # of CWDs provided with assistive devices	4
Total # of unaccompanied children in alternative care	118



### SGBV

<b>3.01 - SGBV Cases assisted</b>	
Total # of SGBV cases assisted	282
<b>3.02 - Legal assistance</b>	
Total # of reported SGBV incidents for which survivors receive legal assistance - 321AI	50
<b>3.03 - Medical assistance</b>	
Total # of reported SGBV incidents for which survivors receive medical assistance - 312AQ	30
<b>3.04 - Material assistance</b>	
Total # of reported incidents in which survivors received material assistance	17
Total # of survivors enrolled in income generating and occupational activities - 312AR	5
<b>3.05 - Psycho-social support</b>	
Total # of reported SGBV incidents for which survivors receive psychosocial counselling -	85
<b>3.06 - Participation of community in SGBV prevention and response</b>	
# of community-based committees/ groups working on SGBV prevention and response -	1
# of SGBV awareness sessions	7
Total # of participate in PSS – (Life skills sessions)	12



### Detention

<b>4.01 - Access to territory monitoring/Detention</b>	
# of monitoring visits to detention center conducted and recorded	284
Total # of detainees monitored and individually recorded by age and sex	85
Total # of Individuals screened (Ref, As & Migr)	100
Total # of POC released (Ref &AS)	47





## Education

<b>6.01 - Primary education</b>	
# of literacy centres supported	0
# of sensitization and awareness raising sessions/meetings organized to engage the community	2
Total # of children enrolled in primary education	6,716
Total # of children with special needs supported	40
Total # of community members reached through the sessions/ meetings	30
Total # of over-aged students (under the age of 18 years) supported	0
<b>6.02 - Secondary education</b>	
Total # of CWDs in secondary education who received assistive devices	7
Total # of students enrolled in upper secondary education	352
<b>6.03 - Lifelong learning opportunities</b>	
Total # of PoC enrolled in language classes	448
Total # of PoC enrolled in literacy classes	0
Total # of PoC enrolled in numeracy classes	154
<b>6.04 - Access to tertiary education</b>	
Total # of PoC who receive tertiary education scholarships	168
<b>6.05 - Early childhood education</b>	
Total # of children aged 3-5 enrolled in early childhood education	76



## Health

<b>7.01 - Primary health care</b>	
# of health facilities equipped/constructed/rehabilitated	5
# of PoC received essential, NCD and psychotherapeutic medicines	23,134
Total # of full time psychiatric staff for mental health	6
Total # of obstetric emergencies referred to secondary or tertiary care	118
Total # of persons referred to secondary and tertiary medical care	1,331
Total # of PoCs who accessed primary health care	22,413
<b>7.02 - HIV services</b>	
Total # of rape survivors provided with appropriate and timely PEP care	2
Total # of PoC receiving ART	33
Total # of PoC receiving VCT	232
<b>7.03 - Community health services and Capacity building</b>	
# of beneficiaries from sessions related to cleanings& related issues	6,021
# of beneficiaries/team supervisors working under CFW project	93
Total # of community health workers	37
Total # of health workers trained in collaboration with MoH, or other external partners	91
Total # of persons trained on RH and HIV in collaboration with MoH or other external partners	439



## Supply and Logistic

<b>11.01 - Repair and maintenance services</b>	
# of generators in operation	5
# of public places with access to electricity/lighting	21
# of warehouses maintained	9
<b>11.02 - General project management</b>	
# of international implementing partners with HQ overhead costs provided	0



## Food Nutrition

<b>5.01 - Food aid</b>	
Total # of people receiving food aid (in kind)	8,532
<b>5.02 - Nutrition</b>	
# of mothers attending IYCF	444
# of new admission of Pregnant and lactating women to supplementary feeding	275
Total # of new admission of children under 5yrs to supplementary feeding programmes	187
Total # of new admissions to community management of acute malnutrition programmes	63



## Livelihood

<b>10.01 - Access to financial services facilitated</b>	
Total # of PoC receiving loans through UNHCR partners	181
<b>10.02 - Vocational/certified training</b>	
Total # of PoC enrolled in formal national institutions for certified skills training	57



## CRI/Shelter

<b>8.01 - NFI distribution</b>	
# of households receiving core relief items	58
Total # of persons receiving hygienic supplies	14,531
Total # of women receiving sanitary materials	4,661
<b>8.02 - Shelter</b>	
# of long-term/permanent shelters provided	42



## WASH

<b>9.01 - Hygiene campaigns</b>	
# of household communal sanitary facilities/ latrines constructed	12
Total # of PoC reached by environmental health and hygiene campaigns	0
<b>9.02 - Water</b>	
# of boreholes / wells rehabilitated	9
# of interventions in the water system	152

