



## Statistical Summary

as of

30-Apr-2020

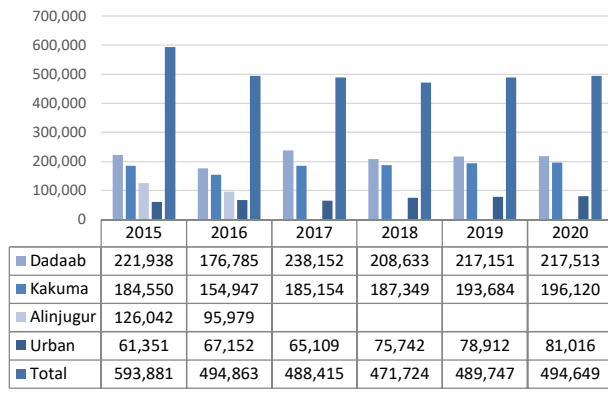
### Refugees and Asylum Seekers in Kenya

	Total	Dadaab	Kakuma	Urban	
<b>A. Refugees and Asylum Seekers</b>	<b>494,649</b>	<b>217,513</b>	<b>196,120</b>	<b>81,016</b>	- Page 2
<b>B. Registration</b>	<b>4,933</b>	<b>0</b>	<b>2,894</b>	<b>2,039</b>	- Page 6
<b>C. Refugee Status Determination</b>					- Page 7
1. Applied	3,479	88	1,521	1,870	
2. Recognized	1,520	0	1,203	317	
3. Rejected	0	0	0	0	
4. Pending	52,346	1,633	23,233	27,480	
<b>D. 2020 Resettlement Submissions</b>	<b>1,031</b>				- Page 8
<b>E. 2020 Resettlement Departures</b>	<b>135</b>				- Page 9
<b>F. 2020 Voluntary Repatriation</b>	<b>79</b>	<b>0</b>	<b>79</b>	<b>0</b>	- Page 10

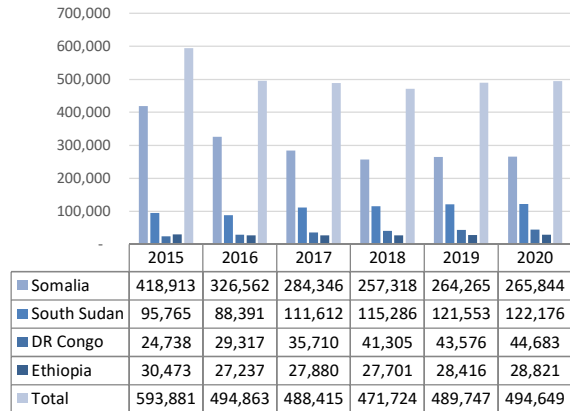
**REFUGEES AND ASYLUM SEEKERS IN KENYA BY COUNTRY OF ORIGIN AND LOCATION**

Country of Origin	2015					2016					2017				2018				2019				2020			
	Alinjugur	Dadaab	Kakuma	Nairobi	Total	Alinjugur	Dadaab	Kakuma	Nairobi	Total	Dadaab	Kakuma	Nairobi	Total	Dadaab	Kakuma	Nairobi	Total	Dadaab	Kakuma	Urban	Total	Dadaab	Kakuma	Urban	Total
<b>Total</b>	<b>126,042</b>	<b>221,938</b>	<b>184,550</b>	<b>61,351</b>	<b>593,881</b>	<b>95,979</b>	<b>176,785</b>	<b>154,947</b>	<b>67,152</b>	<b>494,863</b>	<b>238,152</b>	<b>185,154</b>	<b>65,109</b>	<b>488,415</b>	<b>208,633</b>	<b>187,349</b>	<b>75,742</b>	<b>471,724</b>	<b>217,151</b>	<b>193,684</b>	<b>78,912</b>	<b>489,747</b>	<b>217,513</b>	<b>196,120</b>	<b>81,016</b>	<b>494,649</b>
<b>Somalia</b>	122,663	208,741	54,886	32,623	<b>418,913</b>	93,342	165,388	37,813	30,019	<b>326,562</b>	229,064	35,549	19,733	<b>284,346</b>	200,886	33,844	22,588	<b>257,318</b>	208,431	34,620	21,214	<b>264,265</b>	209,306	34,872	21,666	<b>265,844</b>
<b>South Sudan</b>	32	1,277	93,413	1,043	<b>95,765</b>	13	1,095	84,983	2,300	<b>88,391</b>	990	105,168	5,454	<b>111,612</b>	978	108,450	5,858	<b>115,286</b>	938	112,189	8,426	<b>121,553</b>	612	113,107	8,457	<b>122,176</b>
<b>DR Congo</b>	154	187	9,861	14,536	<b>24,738</b>	68	150	9,753	19,346	<b>29,317</b>	114	11,533	24,063	<b>35,710</b>	93	12,232	28,980	<b>41,305</b>	77	13,453	30,046	<b>43,576</b>	72	13,831	30,780	<b>44,683</b>
<b>Ethiopia</b>	3,094	11,399	7,595	8,385	<b>30,473</b>	2,525	9,873	5,366	9,473	<b>27,237</b>	7,759	10,470	9,651	<b>27,880</b>	6,478	10,502	10,721	<b>27,701</b>	7,502	10,148	10,766	<b>28,416</b>	7,354	10,375	11,092	<b>28,821</b>
<b>Burundi</b>	70	138	6,804	1,300	<b>8,312</b>	14	120	6,164	2,163	<b>8,461</b>	83	10,134	2,611	<b>12,828</b>	65	10,020	3,237	<b>13,322</b>	72	11,235	3,791	<b>15,098</b>	63	11,668	4,264	<b>15,995</b>
<b>Sudan</b>	-	74	10,023	169	<b>10,266</b>	1	58	9,078	169	<b>9,306</b>	53	9,789	166	<b>10,008</b>	46	9,879	181	<b>10,106</b>	46	9,700	180	<b>9,926</b>	22	9,797	181	<b>10,000</b>
<b>Uganda</b>	12	67	1,158	670	<b>1,907</b>	7	72	1,159	732	<b>1,970</b>	57	1,705	720	<b>2,482</b>	65	1,501	846	<b>2,412</b>	70	1,523	906	<b>2,499</b>	70	1,616	891	<b>2,577</b>
<b>Eritrea</b>	-	18	126	1,481	<b>1,625</b>	-	9	55	1,526	<b>1,590</b>	8	60	1,273	<b>1,341</b>	4	192	1,607	<b>1,803</b>	4	34	1,793	<b>1,831</b>	4	33	1,850	<b>1,887</b>
<b>Rwanda</b>	14	20	615	960	<b>1,609</b>	6	17	505	1,102	<b>1,630</b>	16	611	1,015	<b>1,642</b>	11	612	1,117	<b>1,740</b>	7	652	1,129	<b>1,788</b>	7	676	1,164	<b>1,847</b>
<b>Other</b>	3	17	69	184	<b>273</b>	3	3	71	322	<b>399</b>	8	135	423	<b>566</b>	7	117	607	<b>731</b>	4	130	661	<b>795</b>	3	145	671	<b>819</b>

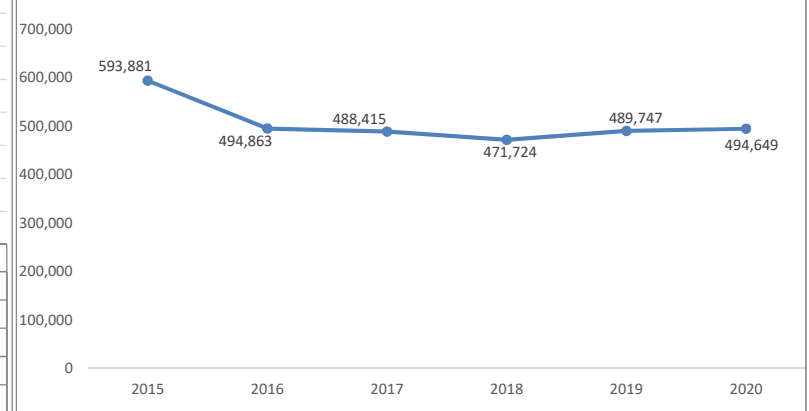
TREND BY LOCATION



TREND BY MAJOR COUNTRIES OF ORIGIN

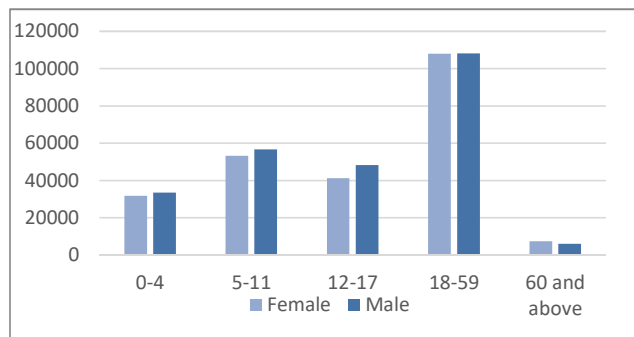


TREND SINCE 2015

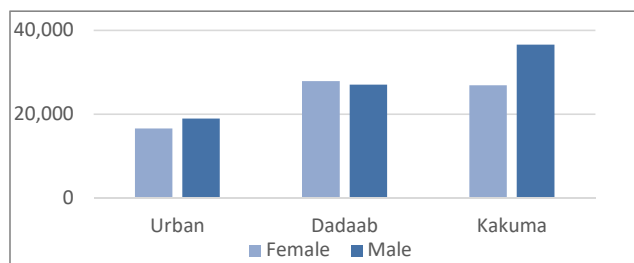


## REFUGEES AND ASYLUM SEEKERS IN KENYA : DEMOGRAPHIC BREAKDOWN

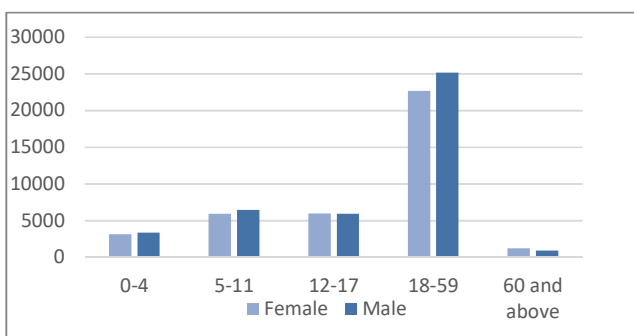
Total Kenya	Age Group	Sex				Total	
		Female		Male			
		#	%	#	%	#	%
	0-4	31,850	6.4%	33,464	6.8%	65,314	13.2%
	5-11	53,304	10.8%	56,702	11.5%	110,006	22.2%
	12-17	41,213	8.3%	48,228	9.7%	89,441	18.1%
	18-59	108,150	21.9%	108,211	21.9%	216,361	43.7%
	60 and above	7,352	1.5%	6,175	1.2%	13,527	2.7%
	<b>Total</b>	<b>241,869</b>	<b>48.9%</b>	<b>252,780</b>	<b>51.1%</b>	<b>494,649</b>	



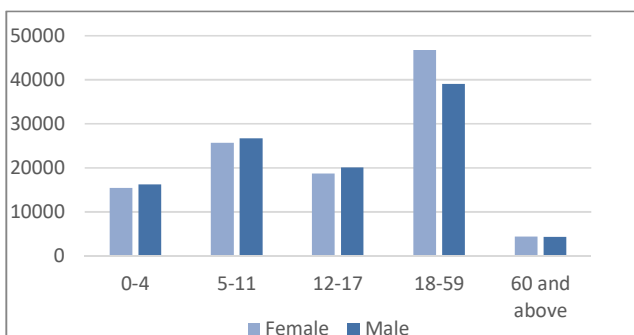
18 - 35 years	Site Name	Sex				Total	
		Female		Male			
		#	%	#	%	#	%
	Urban	16,550	10.7%	18,982	12.3%	35,532	23.1%
	Dadaab	27,904	18.1%	27,061	17.6%	54,965	35.7%
	Kakuma	26,858	17.4%	36,613	23.8%	63,471	41.2%
	<b>Total</b>	<b>71,312</b>	<b>46.3%</b>	<b>82,656</b>	<b>53.7%</b>	<b>153,968</b>	



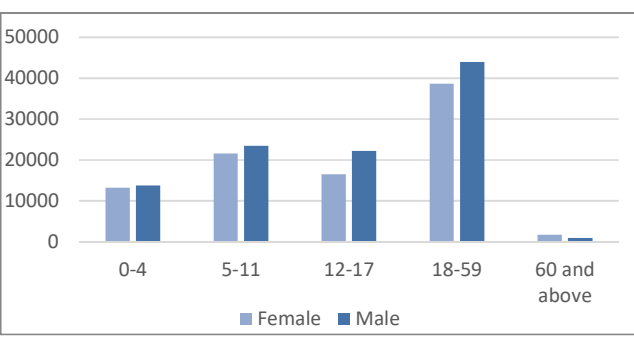
Urban	Age Group	Sex				Total	
		Female		Male			
		#	%	#	%	#	%
	0-4	3,150	3.9%	3,392	4.2%	6,542	8.1%
	5-11	5,974	7.4%	6,472	8.0%	12,446	15.4%
	12-17	6,002	7.4%	5,967	7.4%	11,969	14.8%
	18-59	22,684	28.0%	25,188	31.1%	47,872	59.1%
	60 and above	1,238	1.5%	949	1.2%	2,187	2.7%
	<b>Total</b>	<b>39,048</b>	<b>48.2%</b>	<b>41,968</b>	<b>51.8%</b>	<b>81,016</b>	



Dadaab	Age Group	Sex				Total	
		Female		Male			
		#	%	#	%	#	%
	0-4	15,468	7.1%	16,282	7.5%	31,750	14.6%
	5-11	25,723	11.8%	26,746	12.3%	52,469	24.1%
	12-17	18,691	8.6%	20,061	9.2%	38,752	17.8%
	18-59	46,762	21.5%	39,029	17.9%	85,791	39.4%
	60 and above	4,426	2.0%	4,325	2.0%	8,751	4.0%
	<b>Total</b>	<b>111,070</b>	<b>51.1%</b>	<b>106,443</b>	<b>48.9%</b>	<b>217,513</b>	

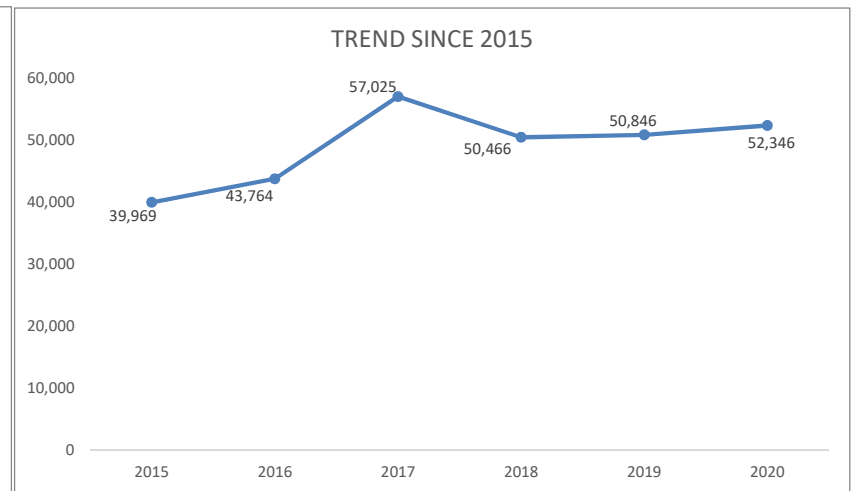
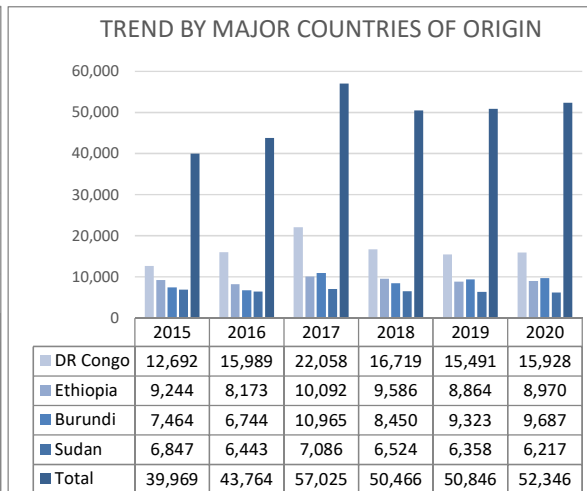
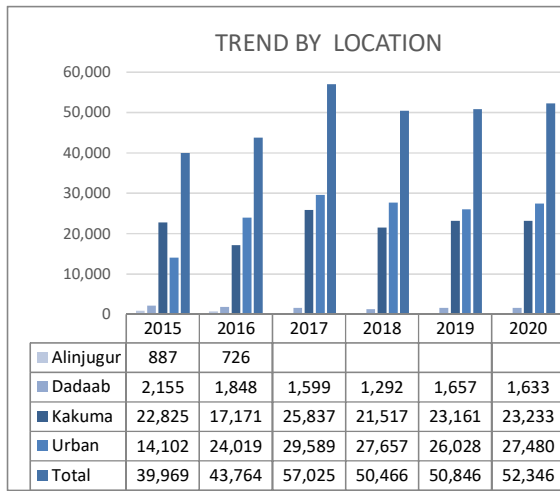


Kakuma	Age Group	Sex				Total	
		Female		Male			
		#	%	#	%	#	%
	0-4	13,232	6.7%	13,790	7.0%	27,022	13.8%
	5-11	21,607	11.0%	23,484	12.0%	45,091	23.0%
	12-17	16,520	8.4%	22,200	11.3%	38,720	19.7%
	18-59	38,704	19.7%	43,994	22.4%	82,698	42.2%
	60 and above	1,688	0.9%	901	0.5%	2,589	1.3%
	<b>Total</b>	<b>91,751</b>	<b>46.8%</b>	<b>104,369</b>	<b>53.2%</b>	<b>196,120</b>	



### ASYLUM SEEKERS STATISTICS BY COUNTRY OF ORIGIN AND LOCATION

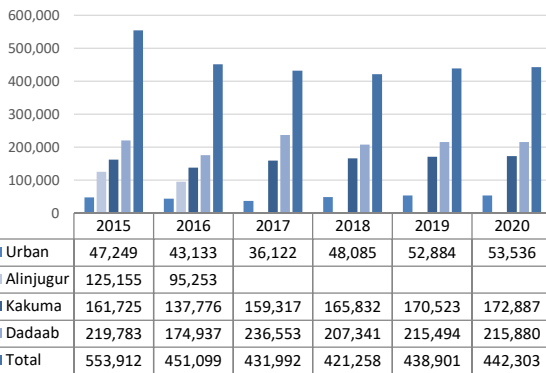
Country of Origin	2015					2016					2017				2018				2019				2020			
	Alinjugur	Dadaab	Kakuma	Nairobi	Total	Alinjugur	Dadaab	Kakuma	Nairobi	Total	Dadaab	Kakuma	Nairobi	Total	Dadaab	Kakuma	Nairobi	Total	Dadaab	Kakuma	Urban	Total	Dadaab	Kakuma	Urban	Total
<b>Total</b>	<b>887</b>	<b>2,155</b>	<b>22,825</b>	<b>14,102</b>	<b>39,969</b>	<b>726</b>	<b>1,848</b>	<b>17,171</b>	<b>24,019</b>	<b>43,764</b>	<b>1,599</b>	<b>25,837</b>	<b>29,589</b>	<b>57,025</b>	<b>1,292</b>	<b>21,517</b>	<b>27,657</b>	<b>50,466</b>	<b>1,657</b>	<b>23,161</b>	<b>26,028</b>	<b>50,846</b>	<b>1,633</b>	<b>23,233</b>	<b>27,480</b>	<b>52,346</b>
<b>DR Congo</b>	122	17	4,302	8,251	<b>12,692</b>	39	16	2,523	13,411	<b>15,989</b>	14	4,222	17,822	<b>22,058</b>	8	3,465	13,246	<b>16,719</b>	6	4,493	10,992	<b>15,491</b>	8	4,552	11,368	<b>15,928</b>
<b>Ethiopia</b>	514	1,900	4,147	2,683	<b>9,244</b>	425	1,583	2,133	4,032	<b>8,173</b>	1,129	3,786	5,177	<b>10,092</b>	881	3,286	5,419	<b>9,586</b>	1,199	3,162	4,503	<b>8,864</b>	1,200	3,020	4,750	<b>8,970</b>
<b>Burundi</b>	63	97	6,323	981	<b>7,464</b>	11	38	4,901	1,794	<b>6,744</b>	27	8,763	2175	<b>10,965</b>	22	6,239	2,189	<b>8,450</b>	30	6,878	2,415	<b>9,323</b>	28	6,800	2,859	<b>9,687</b>
<b>Sudan</b>	-	9	6,806	32	<b>6,847</b>	-	2	6,385	56	<b>6,443</b>	2	7,021	63	<b>7,086</b>	2	6,455	67	<b>6,524</b>	15	6,291	52	<b>6,358</b>	4	6,157	56	<b>6,217</b>
<b>Somalia</b>	164	89	61	679	<b>993</b>	244	162	109	1,599	<b>2,114</b>	364	214	2,119	<b>2,697</b>	330	310	4,180	<b>4,820</b>	340	587	5,572	<b>6,499</b>	344	790	5,833	<b>6,967</b>
<b>Uganda</b>	9	9	744	508	<b>1,270</b>	1	10	783	545	<b>1,339</b>	9	1,311	533	<b>1,853</b>	6	1,124	439	<b>1,569</b>	6	1,151	452	<b>1,609</b>	6	1,241	483	<b>1,730</b>
<b>Eritrea</b>	-	3	57	336	<b>396</b>	-	2	12	495	<b>509</b>	2	15	632	<b>649</b>	2	158	936	<b>1,096</b>	2	10	950	<b>962</b>	2	8	1,000	<b>1,010</b>
<b>Rwanda</b>	14	11	344	427	<b>796</b>	6	10	281	613	<b>910</b>	13	400	663	<b>1,076</b>	7	404	681	<b>1,092</b>	7	465	584	<b>1,056</b>	7	484	621	<b>1,112</b>
<b>Other</b>	1	14	38	120	<b>173</b>	-	3	44	246	<b>293</b>	4	105	339	<b>448</b>	3	70	453	<b>526</b>	1	79	461	<b>541</b>	-	92	465	<b>557</b>
<b>South Sudan</b>	-	6	3	85	<b>94</b>	-	22	-	1,228	<b>1,250</b>	35	-	66	<b>101</b>	31	6	47	<b>84</b>	51	45	47	<b>143</b>	34	89	45	<b>168</b>



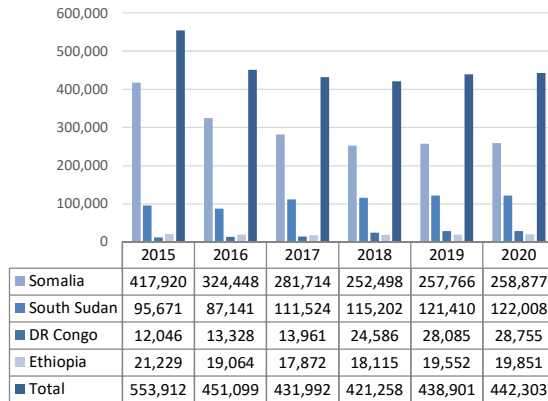
**REFUGEES IN KENYA BY COUNTRY OF ORIGIN AND LOCATION**

Country of Origin	2015					2016					2017				2018				2019				2020			
	Alinjugur	Dadaab	Kakuma	Nairobi	Total	Alinjugur	Dadaab	Kakuma	Nairobi	Total	Dadaab	Kakuma	Nairobi	Total	Dadaab	Kakuma	Nairobi	Total	Dadaab	Kakuma	Urban	Total	Dadaab	Kakuma	Urban	Total
<b>Total</b>	<b>125,155</b>	<b>219,783</b>	<b>161,725</b>	<b>47,249</b>	<b>553,912</b>	<b>95,253</b>	<b>174,937</b>	<b>137,776</b>	<b>43,133</b>	<b>451,099</b>	<b>236,553</b>	<b>159,317</b>	<b>36,122</b>	<b>431,992</b>	<b>207,341</b>	<b>165,832</b>	<b>48,085</b>	<b>421,258</b>	<b>215,494</b>	<b>170,523</b>	<b>52,884</b>	<b>438,901</b>	<b>215,880</b>	<b>172,887</b>	<b>53,536</b>	<b>442,303</b>
<b>Somalia</b>	122,499	208,652	54,825	31,944	<b>417,920</b>	93,099	165,225	37,704	28,420	<b>324,448</b>	228,700	35,335	17,679	<b>281,714</b>	200,556	33,534	18,408	<b>252,498</b>	208,091	34,033	15,642	<b>257,766</b>	208,962	34,082	15,833	<b>258,877</b>
<b>South Sudan</b>	32	1,271	93,410	958	<b>95,671</b>	13	1,073	84,983	1,072	<b>87,141</b>	955	105,168	5,401	<b>111,524</b>	947	108,444	5,811	<b>115,202</b>	887	112,144	8,379	<b>121,410</b>	578	113,018	8,412	<b>122,008</b>
<b>DR Congo</b>	32	170	5,559	6,285	<b>12,046</b>	29	134	7,230	5,935	<b>13,328</b>	100	7,311	6,550	<b>13,961</b>	85	8,767	15,734	<b>24,586</b>	71	8,960	19,054	<b>28,085</b>	64	9,279	19,412	<b>28,755</b>
<b>Ethiopia</b>	2,580	9,499	3,448	5,702	<b>21,229</b>	2,099	8,291	3,233	5,441	<b>19,064</b>	6,630	6,684	4,558	<b>17,872</b>	5,597	7,216	5,302	<b>18,115</b>	6,303	6,986	6,263	<b>19,552</b>	6,154	7,355	6,342	<b>19,851</b>
<b>Burundi</b>	7	41	481	319	<b>848</b>	3	82	1,263	369	<b>1,717</b>	56	1,371	478	<b>1,905</b>	43	3,781	1,048	<b>4,872</b>	42	4,357	1,376	<b>5,775</b>	35	4,868	1,405	<b>6,308</b>
<b>Sudan</b>	-	65	3,217	137	<b>3,419</b>	1	56	2,693	113	<b>2,863</b>	51	2,768	105	<b>2,924</b>	44	3,424	114	<b>3,582</b>	31	3,409	128	<b>3,568</b>	18	3,640	125	<b>3,783</b>
<b>Uganda</b>	3	58	414	162	<b>637</b>	6	62	376	187	<b>631</b>	48	394	192	<b>634</b>	59	377	407	<b>843</b>	64	372	454	<b>890</b>	64	375	408	<b>847</b>
<b>Eritrea</b>	-	15	69	1,145	<b>1,229</b>	-	7	43	1,031	<b>1,081</b>	6	45	657	<b>708</b>	2	34	671	<b>707</b>	2	24	843	<b>869</b>	2	25	850	<b>877</b>
<b>Rwanda</b>	-	9	271	533	<b>813</b>	-	7	224	489	<b>720</b>	3	211	372	<b>586</b>	4	208	436	<b>648</b>	0	187	545	<b>732</b>	0	192	543	<b>735</b>
<b>Other</b>	2	3	31	64	<b>100</b>	3	-	27	76	<b>106</b>	4	30	130	<b>164</b>	4	47	154	<b>205</b>	3	51	200	<b>254</b>	3	53	206	<b>262</b>

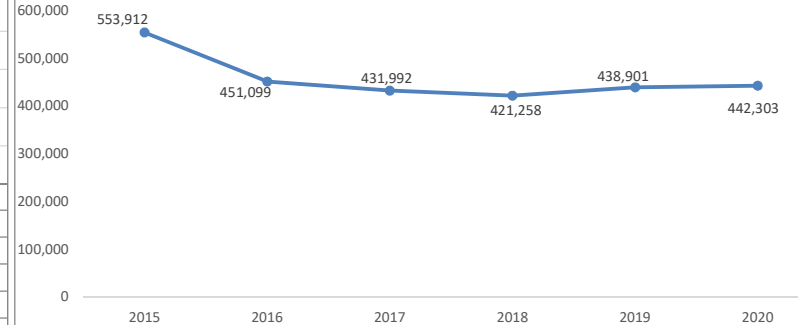
TREND BY LOCATION



TREND BY MAJOR COUNTRIES OF ORIGIN



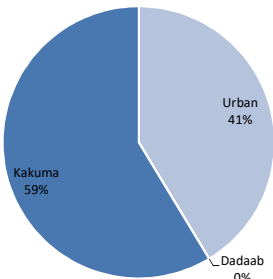
TREND SINCE 2015



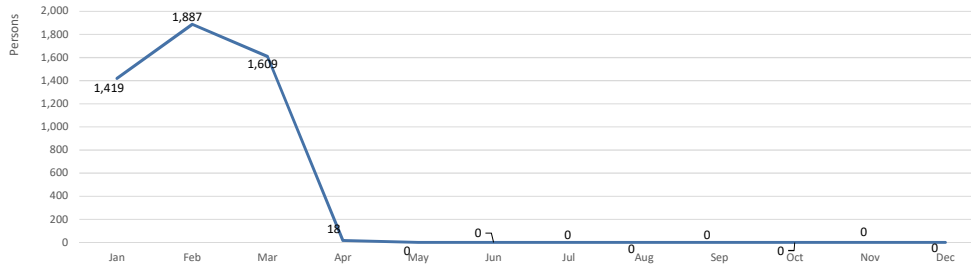
KENYA REGISTRATION TREND BY LOCATION AND COUNTRY OF ORIGIN

Month	Total	Country of Origin																										
		AFG	ANG	BDI	BKF	CAR	COB	COD	CMR	ERT	ETH	ICO	LBR	NIG	RSA	RWA	SLE	SOM	SSD	SUD	SYR	TAN	TIB	TUR	UGA	YEM	ZIM	OTHER
<b>Total Kenya</b>																												
Jan	1,419	-	-	273	-	-	-	277	1	24	127	-	-	-	-	27	-	178	408	56	-	1	-	1	41	4	-	1
Feb	1,887	-	-	306	-	-	5	437	1	14	146	-	-	-	-	6	-	109	730	64	-	-	-	-	67	2	-	-
Mar	1,609	-	-	288	-	-	-	301	-	13	67	-	-	-	-	19	-	187	645	52	-	-	-	2	33	2	-	-
Apr	18	-	-	-	-	-	-	-	-	-	-	-	-	-	-	2	-	15	1	-	-	-	-	-	-	-	-	-
May	0	-	-	-	-	-	-	-	-	-	-	-	-	-	-	-	-	-	-	-	-	-	-	-	-	-	-	-
Jun	0	-	-	-	-	-	-	-	-	-	-	-	-	-	-	-	-	-	-	-	-	-	-	-	-	-	-	-
Jul	0	-	-	-	-	-	-	-	-	-	-	-	-	-	-	-	-	-	-	-	-	-	-	-	-	-	-	-
Aug	0	-	-	-	-	-	-	-	-	-	-	-	-	-	-	-	-	-	-	-	-	-	-	-	-	-	-	-
Sep	0	-	-	-	-	-	-	-	-	-	-	-	-	-	-	-	-	-	-	-	-	-	-	-	-	-	-	-
Oct	0	-	-	-	-	-	-	-	-	-	-	-	-	-	-	-	-	-	-	-	-	-	-	-	-	-	-	-
Nov	0	-	-	-	-	-	-	-	-	-	-	-	-	-	-	-	-	-	-	-	-	-	-	-	-	-	-	-
Dec	0	-	-	-	-	-	-	-	-	-	-	-	-	-	-	-	-	-	-	-	-	-	-	-	-	-	-	-
<b>Total</b>	<b>4,933</b>	<b>0</b>	<b>0</b>	<b>867</b>	<b>0</b>	<b>0</b>	<b>5</b>	<b>1,015</b>	<b>2</b>	<b>51</b>	<b>340</b>	<b>0</b>	<b>0</b>	<b>0</b>	<b>0</b>	<b>54</b>	<b>0</b>	<b>489</b>	<b>1,784</b>	<b>172</b>	<b>0</b>	<b>1</b>	<b>0</b>	<b>3</b>	<b>141</b>	<b>8</b>	<b>0</b>	<b>1</b>
<b>Urban</b>																												
Jan	724	-	-	140	-	-	-	220	1	23	119	-	-	-	-	21	-	155	17	-	-	1	-	1	23	2	-	1
Feb	875	-	-	219	-	-	2	331	1	14	130	-	-	-	-	3	-	103	23	2	-	-	-	-	45	2	-	-
Mar	440	-	-	121	-	-	-	138	-	13	59	-	-	-	-	11	-	67	23	1	-	-	-	2	3	2	-	-
Apr	0	-	-	-	-	-	-	-	-	-	-	-	-	-	-	-	-	-	-	-	-	-	-	-	-	-	-	-
May	0	-	-	-	-	-	-	-	-	-	-	-	-	-	-	-	-	-	-	-	-	-	-	-	-	-	-	-
Jun	0	-	-	-	-	-	-	-	-	-	-	-	-	-	-	-	-	-	-	-	-	-	-	-	-	-	-	-
Jul	0	-	-	-	-	-	-	-	-	-	-	-	-	-	-	-	-	-	-	-	-	-	-	-	-	-	-	-
Aug	0	-	-	-	-	-	-	-	-	-	-	-	-	-	-	-	-	-	-	-	-	-	-	-	-	-	-	-
Sep	0	-	-	-	-	-	-	-	-	-	-	-	-	-	-	-	-	-	-	-	-	-	-	-	-	-	-	-
Oct	0	-	-	-	-	-	-	-	-	-	-	-	-	-	-	-	-	-	-	-	-	-	-	-	-	-	-	-
Nov	0	-	-	-	-	-	-	-	-	-	-	-	-	-	-	-	-	-	-	-	-	-	-	-	-	-	-	-
Dec	0	-	-	-	-	-	-	-	-	-	-	-	-	-	-	-	-	-	-	-	-	-	-	-	-	-	-	-
<b>Total</b>	<b>2,039</b>	<b>0</b>	<b>0</b>	<b>480</b>	<b>0</b>	<b>0</b>	<b>2</b>	<b>689</b>	<b>2</b>	<b>50</b>	<b>308</b>	<b>0</b>	<b>0</b>	<b>0</b>	<b>0</b>	<b>35</b>	<b>0</b>	<b>325</b>	<b>63</b>	<b>3</b>	<b>0</b>	<b>1</b>	<b>0</b>	<b>3</b>	<b>71</b>	<b>6</b>	<b>0</b>	<b>1</b>
<b>Dadaab</b>																												
Jan	0	-	-	-	-	-	-	-	-	-	-	-	-	-	-	-	-	-	-	-	-	-	-	-	-	-	-	-
Feb	0	-	-	-	-	-	-	-	-	-	-	-	-	-	-	-	-	-	-	-	-	-	-	-	-	-	-	-
Mar	0	-	-	-	-	-	-	-	-	-	-	-	-	-	-	-	-	-	-	-	-	-	-	-	-	-	-	-
Apr	0	-	-	-	-	-	-	-	-	-	-	-	-	-	-	-	-	-	-	-	-	-	-	-	-	-	-	-
May	0	-	-	-	-	-	-	-	-	-	-	-	-	-	-	-	-	-	-	-	-	-	-	-	-	-	-	-
Jun	0	-	-	-	-	-	-	-	-	-	-	-	-	-	-	-	-	-	-	-	-	-	-	-	-	-	-	-
Jul	0	-	-	-	-	-	-	-	-	-	-	-	-	-	-	-	-	-	-	-	-	-	-	-	-	-	-	-
Aug	0	-	-	-	-	-	-	-	-	-	-	-	-	-	-	-	-	-	-	-	-	-	-	-	-	-	-	-
Sep	0	-	-	-	-	-	-	-	-	-	-	-	-	-	-	-	-	-	-	-	-	-	-	-	-	-	-	-
Oct	0	-	-	-	-	-	-	-	-	-	-	-	-	-	-	-	-	-	-	-	-	-	-	-	-	-	-	-
Nov	0	-	-	-	-	-	-	-	-	-	-	-	-	-	-	-	-	-	-	-	-	-	-	-	-	-	-	-
Dec	0	-	-	-	-	-	-	-	-	-	-	-	-	-	-	-	-	-	-	-	-	-	-	-	-	-	-	-
<b>Total</b>	<b>0</b>	<b>0</b>	<b>0</b>	<b>0</b>	<b>0</b>	<b>0</b>	<b>0</b>	<b>0</b>	<b>0</b>	<b>0</b>	<b>0</b>	<b>0</b>	<b>0</b>	<b>0</b>	<b>0</b>	<b>0</b>	<b>0</b>	<b>0</b>	<b>0</b>	<b>0</b>	<b>0</b>	<b>0</b>	<b>0</b>	<b>0</b>	<b>0</b>	<b>0</b>	<b>0</b>	<b>0</b>
<b>Kakuma</b>																												
Jan	695	-	-	133	-	-	-	57	-	1	8	-	-	-	-	6	-	23	391	56	-	-	-	-	18	2	-	-
Feb	1,012	-	-	87	-	-	3	106	-	-	16	-	-	-	-	3	-	6	707	62	-	-	-	-	22	-	-	-
Mar	1,169	-	-	167	-	-	-	163	-	-	8	-	-	-	-	8	-	120	622	51	-	-	-	-	30	-	-	-
Apr	18	-	-	-	-	-	-	-	-	-	-	-	-	-	-	2	-	15	1	-	-	-	-	-	-	-	-	-
May	0	-	-	-	-	-	-	-	-	-	-	-	-	-	-	-	-	-	-	-	-	-	-	-	-	-	-	-
Jun	0	-	-	-	-	-	-	-	-	-	-	-	-	-	-	-	-	-	-	-	-	-	-	-	-	-	-	-
Jul	0	-	-	-	-	-	-	-	-	-	-	-	-	-	-	-	-	-	-	-	-	-	-	-	-	-	-	-
Aug	0	-	-	-	-	-	-	-	-	-	-	-	-	-	-	-	-	-	-	-	-	-	-	-	-	-	-	-
Sep	0	-	-	-	-	-	-	-	-	-	-	-	-	-	-	-	-	-	-	-	-	-	-	-	-	-	-	-
Oct	0	-	-	-	-	-	-	-	-	-	-	-	-	-	-	-	-	-	-	-	-	-	-	-	-	-	-	-
Nov	0	-	-	-	-	-	-	-	-	-	-	-	-	-	-	-	-	-	-	-	-	-	-	-	-	-	-	-
Dec	0	-	-	-	-	-	-	-	-	-	-	-	-	-	-	-	-	-	-	-	-	-	-	-	-	-	-	-
<b>Total</b>	<b>2,894</b>	<b>0</b>	<b>0</b>	<b>387</b>	<b>0</b>	<b>0</b>	<b>3</b>	<b>326</b>	<b>0</b>	<b>1</b>	<b>32</b>	<b>0</b>	<b>0</b>	<b>0</b>	<b>0</b>	<b>19</b>	<b>0</b>	<b>164</b>	<b>1,721</b>	<b>169</b>	<b>0</b>	<b>0</b>	<b>0</b>	<b>0</b>	<b>70</b>	<b>2</b>	<b>0</b>	<b>0</b>

Registration Distribution by Location

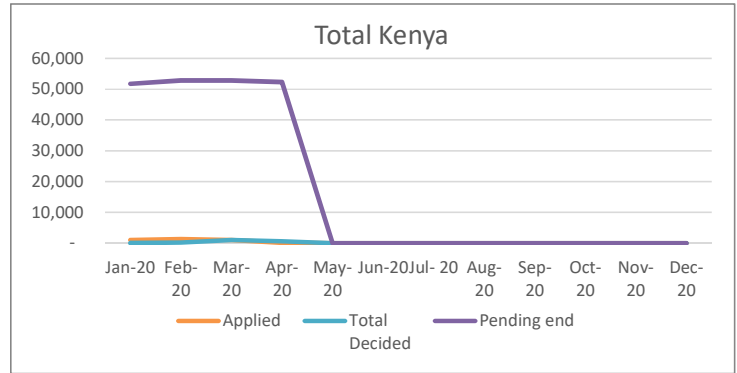


Monthly Registration Trend 2020

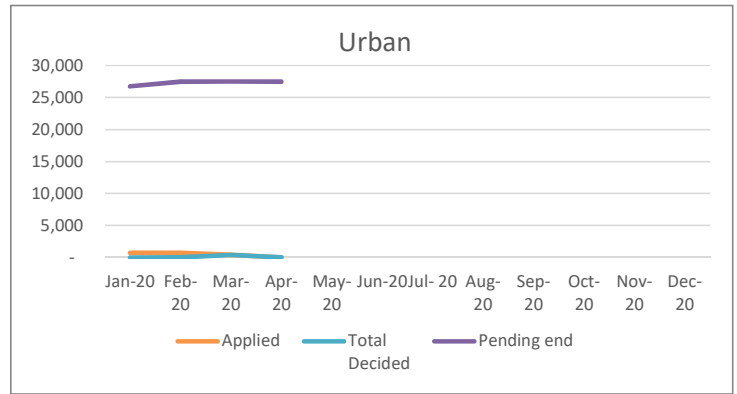


## Individual Asylum Applications and Refugee Status Determination Trend

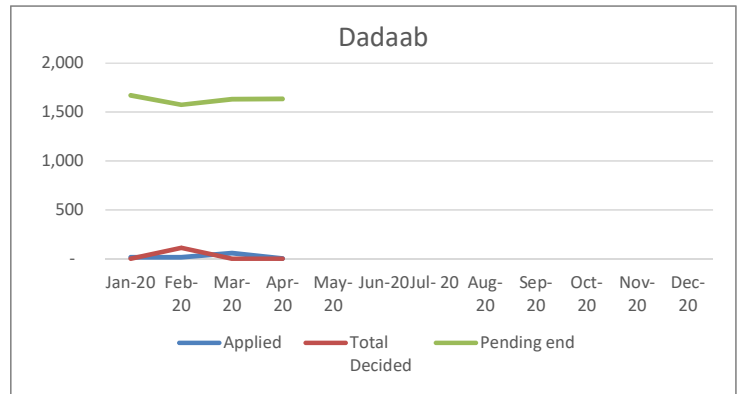
Total	Month	Pending begin	Applied	Reco-gnized	Reje-cted	Oth. Closed	Total Decided	Pending end
	Jan-20	50,846	1,034	1	-	103	104	51,776
	Feb-20	51,776	1,318	-	-	230	230	52,864
	Mar-20	52,864	1,011	930	-	116	1,046	52,829
	Apr-20	52,829	116	589	-	10	599	52,346
	May-20	0	-	-	-	-	-	0
	Jun-20	0	-	-	-	-	-	0
	Jul-20	0	-	-	-	-	-	0
	Aug-20	0	-	-	-	-	-	0
	Sep-20	0	-	-	-	-	-	0
	Oct-20	0	-	-	-	-	-	0
	Nov-20	0	-	-	-	-	-	0
	Dec-20	0	-	-	-	-	-	0
<b>Total</b>		<b>3,479</b>	<b>1,520</b>	<b>-</b>	<b>459</b>	<b>1,979</b>		



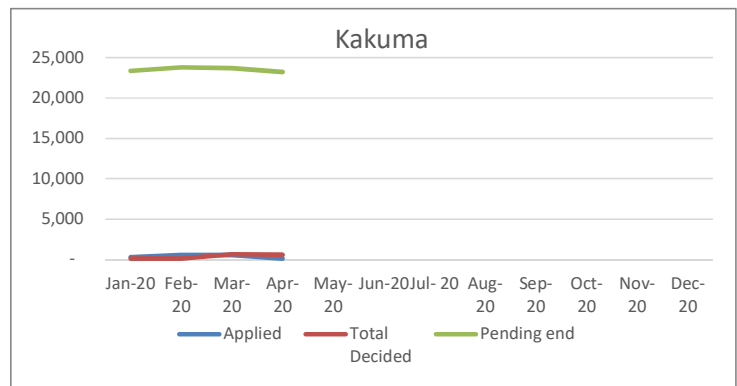
Urban	Month	Pending begin	Applied	Reco-gnized	Reje-cted	Oth. Closed	Total Decided	Pending end
	Jan-20	26,028	716	-	-	-	-	26,744
	Feb-20	26,744	747	-	-	8	8	27,483
	Mar-20	27,483	407	317	-	83	400	27,490
	Apr-20	27,490	-	-	-	10	10	27,480
	May-20	0	-	-	-	-	-	0
	Jun-20	0	-	-	-	-	-	0
	Jul-20	0	-	-	-	-	-	0
	Aug-20	0	-	-	-	-	-	0
	Sep-20	0	-	-	-	-	-	0
	Oct-20	0	-	-	-	-	-	0
	Nov-20	0	-	-	-	-	-	0
	Dec-20	0	-	-	-	-	-	0
<b>Total</b>		<b>1,870</b>	<b>317</b>	<b>-</b>	<b>101</b>	<b>418</b>	<b>27,480</b>	



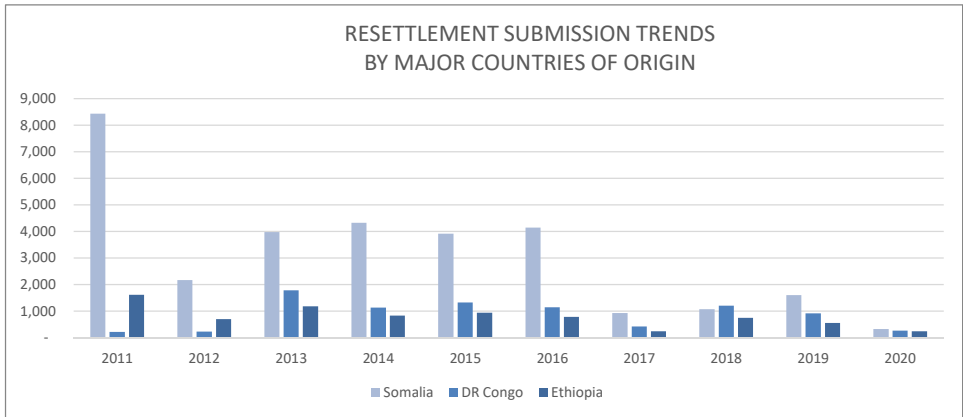
Dadaab	Month	Pending begin	Applied	Reco-gnized	Reje-cted	Oth. Closed	Total Decided	Pending end
	Jan-20	1,657	14	-	-	-	-	1,671
	Feb-20	1,671	16	-	-	112	112	1,575
	Mar-20	1,575	57	-	-	-	-	1,632
	Apr-20	1,632	1	-	-	-	-	1,633
	May-20	0	-	-	-	-	-	0
	Jun-20	0	-	-	-	-	-	0
	Jul-20	0	-	-	-	-	-	0
	Aug-20	0	-	-	-	-	-	0
	Sep-20	0	-	-	-	-	-	0
	Oct-20	0	-	-	-	-	-	0
	Nov-20	0	-	-	-	-	-	0
	Dec-20	0	-	-	-	-	-	0
<b>Total</b>		<b>88</b>	<b>-</b>	<b>-</b>	<b>112</b>	<b>112</b>	<b>1,633</b>	



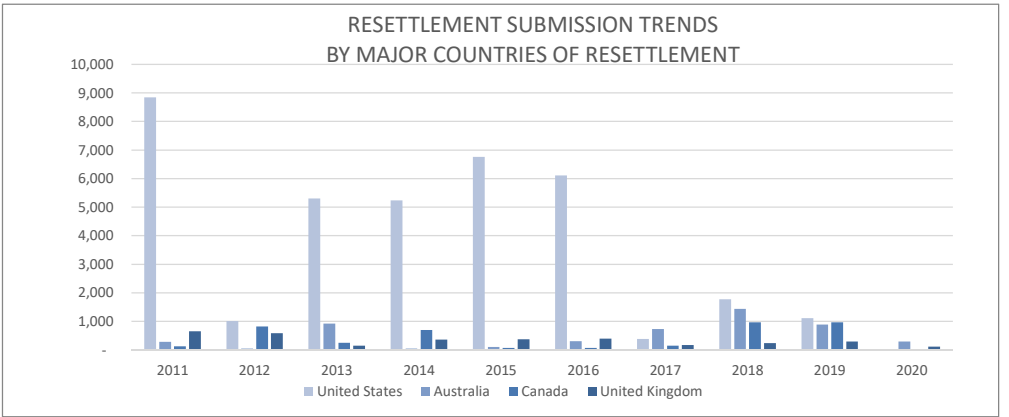
Kakuma	Month	Pending begin	Applied	Reco-gnized	Reje-cted	Oth. Closed	Total Decided	Pending end
	Jan-20	23,161	304	1	-	103	104	23,361
	Feb-20	23,361	555	-	-	110	110	23,806
	Mar-20	23,806	547	613	-	33	646	23,707
	Apr-20	23,707	115	589	-	-	589	23,233
	May-20	0	-	-	-	-	-	0
	Jun-20	0	-	-	-	-	-	0
	Jul-20	0	-	-	-	-	-	0
	Aug-20	0	-	-	-	-	-	0
	Sep-20	0	-	-	-	-	-	0
	Oct-20	0	-	-	-	-	-	0
	Nov-20	0	-	-	-	-	-	0
	Dec-20	0	-	-	-	-	-	0
<b>Total</b>		<b>1,521</b>	<b>1,203</b>	<b>-</b>	<b>246</b>	<b>1,449</b>	<b>23,233</b>	



RESETTLEMENT SUBMISSION BY COUNTRY OF ORIGIN											
Country of Origin	2011	2012	2013	2014	2015	2016	2017	2018	2019	2020	Total
Somalia	8,439	2,170	3,985	4,325	3,909	4,147	929	1,068	1,605	327	30,904
DR Congo	218	230	1,783	1,132	1,326	1,143	424	1,203	916	263	8,638
Ethiopia	1,617	700	1,181	830	941	785	237	748	553	244	7,836
South Sudan	-	33	214	111	420	701	143	1,229	754	133	3,738
Sudan	175	30	29	158	541	104	4	34	3	1	1,079
Uganda	13	5	24	88	108	107	47	136	191	10	729
Burundi	17	22	58	46	121	81	100	121	104	43	713
Eritrea	25	20	111	73	116	55	26	39	36	7	508
Rwanda	13	24	22	31	78	26	10	17	15	3	239
Other	1	5	5	11	26	14	20	16	10	-	108
<b>Total</b>	<b>10,518</b>	<b>3,239</b>	<b>7,412</b>	<b>6,805</b>	<b>7,586</b>	<b>7,163</b>	<b>1,940</b>	<b>4,611</b>	<b>4,187</b>	<b>1,031</b>	<b>53,461</b>



RESETTLEMENT SUBMISSION BY COUNTRY OF RESETTLEMENT											
Country of Submission	2011	2012	2013	2014	2015	2016	2017	2018	2019	2020	Total
United States	8,849	1,019	5,304	5,239	6,764	6,105	391	1,775	1,115	-	36,561
Australia	281	50	932	53	107	310	736	1,438	890	304	5,101
Canada	129	821	254	705	69	75	158	963	963	18	4,155
United Kingdom	657	585	155	363	378	397	180	243	297	112	3,367
Sweden	391	402	342	397	81	262	353	120	662	3	3,013
Norway	72	218	218	12	11	5	6	1	11	211	765
Netherlands	109	114	145	16	130	-	-	-	7	63	584
France	-	-	29	-	-	1	88	46	11	26	201
Other	24	16	17	6	17	2	28	25	220	294	649
Denmark	6	14	16	14	29	6	-	-	11	-	96
<b>Total</b>	<b>10,518</b>	<b>3,239</b>	<b>7,412</b>	<b>6,805</b>	<b>7,586</b>	<b>7,163</b>	<b>1,940</b>	<b>4,611</b>	<b>4,187</b>	<b>1,031</b>	<b>53,461</b>



\*RST submissions as at end of April '2020\*



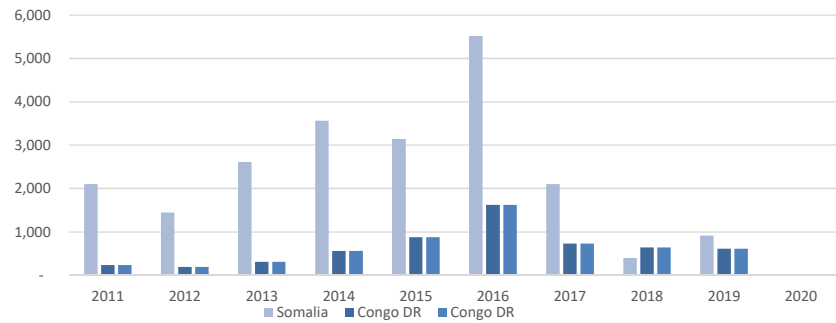
**RESETTLEMENT DEPARTURES BY COUNTRY OF ORIGIN**

Country of Origin	2011	2012	2013	2014	2015	2016	2017	2018	2019	2020	Total
Somalia	2,102	1,442	2,612	3,562	3,142	5,521	2,102	398	916	19	21,816
Ethiopia	906	806	469	480	645	1,265	663	282	309	25	5,850
Congo DR	234	192	308	560	874	1,621	730	643	611	19	5,792
SSD	-	35	88	92	136	412	272	100	94	-	1,229
Sudan	213	102	61	82	46	123	184	9	30	5	855
Eritrea	48	25	25	57	28	121	62	21	18	4	409
Burundi	35	14	13	23	30	70	50	81	133	12	461
Uganda	7	14	2	36	69	70	50	73	63	46	430
Rwanda	35	26	26	21	28	56	24	28	13	5	262
Other	1	3	-	-	3	27	4	6	26	-	70
<b>Total</b>	<b>3,581</b>	<b>2,659</b>	<b>3,604</b>	<b>4,913</b>	<b>5,001</b>	<b>9,286</b>	<b>4,141</b>	<b>1,641</b>	<b>2,213</b>	<b>135</b>	<b>37,174</b>

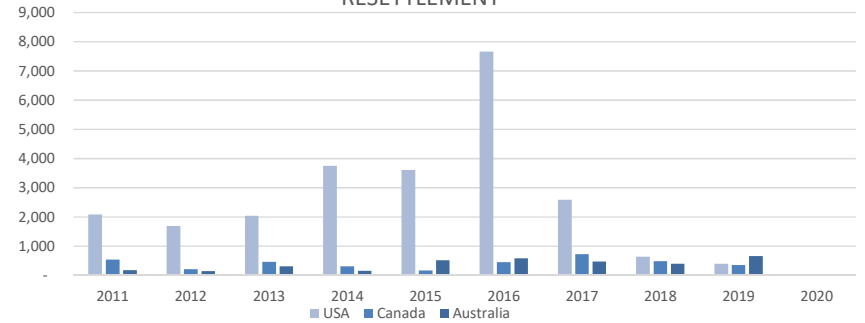
**RESETTLEMENT DEPARTURES BY COUNTRY OF RESETTLEMENT**

Country of Resettlement	2011	2012	2013	2014	2015	2016	2017	2018	2019	2020	Total
USA	2,083	1,688	2,040	3,751	3,610	7,665	2,585	633	392	13	24,460
Canada	541	213	464	302	174	452	725	480	356	2	3,709
Australia	182	141	311	160	514	580	475	398	666	39	3,466
United Kingdom	208	460	260	279	308	267	248	111	163	19	2,323
Sweden	329	88	331	229	341	238	83	4	579	53	2,275
Norway	58	18	159	78	32	3	7	-	2	-	357
Netherlands	81	29	-	87	2	70	-	-	5	-	274
Other	89	12	13	20	13	2	7	15	50	9	230
Denmark	-	10	22	7	7	4	-	-	-	-	50
New Zealand	10	-	4	-	-	5	11	-	-	-	30
<b>Total</b>	<b>3,581</b>	<b>2,659</b>	<b>3,604</b>	<b>4,913</b>	<b>5,001</b>	<b>9,286</b>	<b>4,141</b>	<b>1,641</b>	<b>2,213</b>	<b>135</b>	<b>37,174</b>

**RESETTLEMENT DEPARTURE TRENDS BY MAJOR COUNTRIES OF ORIGIN**



**RESETTLEMENT DEPARTURE TRENDS BY MAJOR COUNTRIES OF RESETTLEMENT**



\*RST departures as at end of March '2020\*

**VOLUNTARY REPATRIATION FROM KENYA  
BY COUNTRY OF ORIGIN**

Country of Origin	Year												
	2009	2010	2011	2012	2013	2014	2015	2016	2017	2018	2019	2020	Total
Sudan	665	64	28										757
Burundi	2	1		4						586	156	-	749
Rwanda	1	2	2	1									6
Mozambique	-	5							4				9
Somalia	-	6	69	4		485	5,616	33,783	35,403	7,559	2,142	-	85,067
Congo, DRC	-	3	2	7	3						15	-	30
Ethiopia	-	-								1,963		79	1,963
Uganda	-	-	4	1									5
Other	-	2	6					6		1	19	-	34
<b>Total</b>	<b>668</b>	<b>83</b>	<b>111</b>	<b>17</b>	<b>3</b>	<b>485</b>	<b>5,616</b>	<b>33,789</b>	<b>35,407</b>	<b>10,109</b>	<b>2,332</b>	<b>79</b>	<b>88,699</b>

VolRepTrend

