

Total Active Registered Persons Of Concern **747,602**



622,881

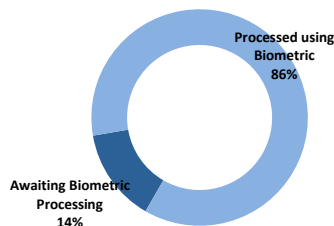
83.3%



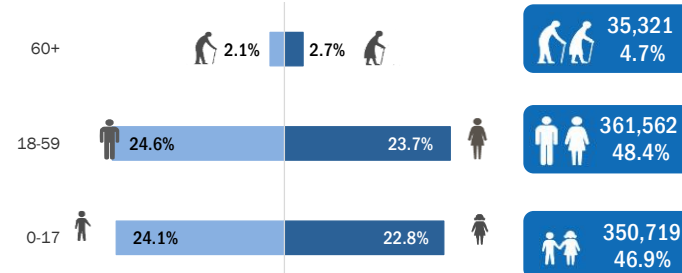
124,721

16.7%

Biometric Statistics (IRIS)



Age-Gender Breakdown



Standard Age and Gender

Age	0-4	5-11	12-17	18-35	36-59	60+	Total	%
Female	47,445	73,260	49,895	107,324	70,139	19,960	368,023	49.2%
Male	50,019	77,772	52,328	115,975	68,124	15,361	379,579	50.8%
Total	97,464	151,032	102,223	223,299	138,263	35,321	747,602	100%
	13.0%	20.2%	13.7%	29.9%	18.5%	4.7%		

Origion Country*

SYR	657,287	87.9%
IRQ	67,088	9.0%
YEM	14,789	2.0%
SUD	6,077	0.8%
SOM	746	0.1%
Other**	1,615	0.2%

Specific Needs

Serious medical condition	72,299	9.7%
Specific legal and physical protection needs	36,636	4.9%
Disability	29,394	3.9%
Child at risk	28,954	3.9%
Single parent	18,317	2.5%
Woman at risk	14,896	2.0%
Older person at risk	7,118	1.0%
Unaccompanied or separated child	2,524	0.3%
Individuals with Specific Needs	151,007	20.2%
Total	210,138	28.1%

* An individual can have more than one specific need

Arrivals

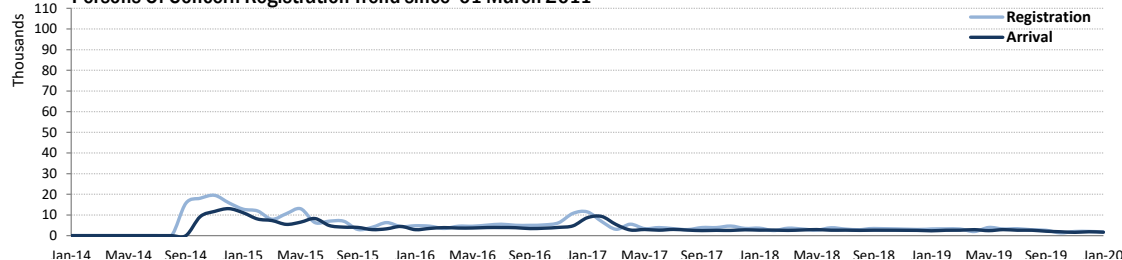
Pre-2011	25,695	3.4%
2011	24,246	3.2%
2012	152,925	20.5%
2013	255,389	34.2%
2014	77,349	10.3%
2015	25,191	3.4%
2016	34,481	4.6%
2017	10,726	1.4%
2018	10,129	1.4%
2019	1,222	0.2%
2020	25	0.0%

* The new arrivals excludes newborn babies who will be represented under the registration trend.

Registration Trend

2011	134,986	11.6%
2012	675,226	58.1%
2013	15,699	1.4%
2014	133,008	11.4%
2015	57,260	4.9%
2016	66,653	5.7%
2017	40,877	3.5%
2018	37,947	3.3%
2019	23,085	2.0%
2020	3,774	0.3%

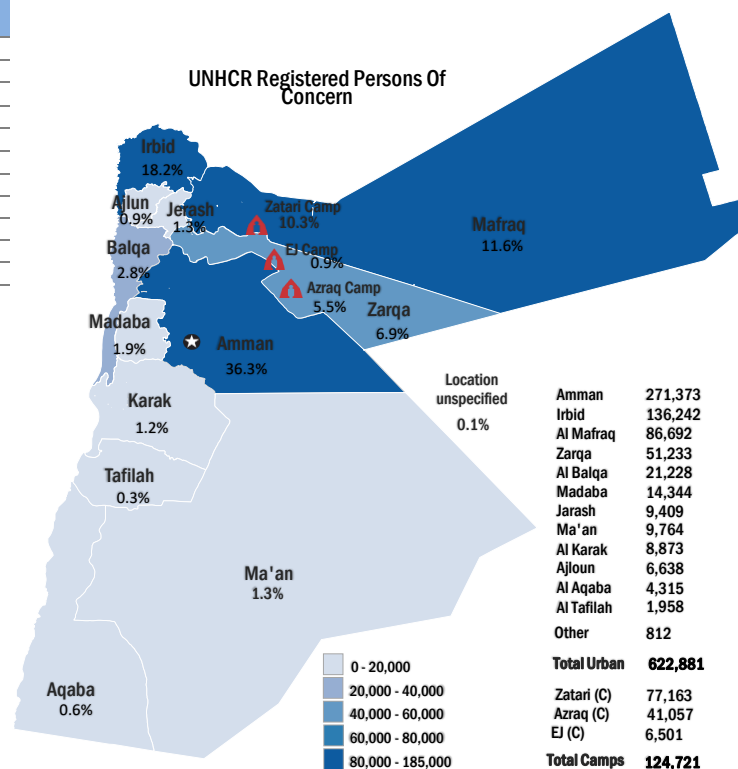
Persons Of Concern Registration Trend since 01 March 2011



* Total nationalities represented in this report equal to 57 nationality.

** Other nationalities include among others (ARE,LBY,LEB,ETH, RUS...)

UNHCR Registered Persons Of Concern



* Coloured map only reflects refugees living outside camps.