

DEMOCRATIC REPUBLIC OF THE CONGO

MONTHLY REFUGEE STATISTICS

Situation as of Jun 30, 2020

Total

525,586

Type	Age	0-4	5-11	12-17	18-59	60+	Total	%
Total Rural (out of camp)		76,406	105,804	62,555	132,708	9,162	386,635	73.6%
Total Camps/Sites		23,507	38,567	20,536	47,025	2,976	132,611	25.2%
Total Urban		665	1,500	1,099	2,907	169	6,340	1.2%
Grand Total		100,578	145,871	84,190	182,640	12,307	525,586	

Refugee Population in DRC

Country	Female	Male	Total	%	
Angola	213	297	510	0.10%	▲
Burundi*	25,027	23,555	48,582	9.24%	▲
CAR**	92,013	80,149	172,162	32.76%	▲
Rep.Congo	278	426	704	0.13%	▲
Rwanda***	107,815	106,658	214,473	40.81%	▲
S. Sudan****	47,587	41,471	89,058	16.94%	▲
Sudan	9	23	32	0.01%	▬
Uganda	11	9	20	0.004%	▬
Somalia	7	7	14	0.003%	▬
Other	14	17	31	0.01%	▬
Total	272,974	252,612	525,586		

(*) The figure, 48,582 Burundian Refugees, includes new caseload (45,128) and old caseloads (3,454);
 (**) As of June 30, 2020, the number of Central African refugees in the DRC has slightly increase from 171,987 to 172,162. The increase is due to the new births registered in Bili and Inke camps.
 (***) The figure, 214,473 Rwandan refugees, is the result of the registration done by the DRC Government in 2013-2014. During the Biometric verification exercise of Rwandan Refugees jointly conducted by CNR and UNHCR in 2015-2016 and 2018, a total of 75,709 individuals were biometrically enrolled;
 (****) The figure, 89,058 South Sudanese includes the 61,752 personnes registered and 27,306 pre-registered.

Refugee Population by Province in DRC

Province	Main Location	Type	Female	Male	Total
Bas Uele	Ango & Bondo	Rural	22,519	17,697	40,216
Equateur	Disperced	Rural	143	213	356
Haut Katanga	Lubumbashi & Arounds	Urb. & Rur.	807	929	1,736
Haut Uele	Dungu, Doruma	Rural	22,117	19,188	41,305
Ituri	Aru & Ariwara	Rural	25,449	22,292	47,741
Kasai Oriental	Tshiala	Rural	2	6	8
Kinshasa	Kinshasa & outskirts	Urb. & Rur.	370	411	781
Kongo Central	Bas Fleuve, MbanzaNg. & Kimaza	Rural	389	592	981
Lomami	Luila & MweneDitu	Rural	430	456	886
Lualaba	Dilolo, Sandoa & Kolwez	Rural	590	596	1,186
Maniema	Pangi, Kailo&Lukolo	Rural	203	269	472
Nord Kivu	Lubero, Masisi, Rutshuru & Walikale	Urb. & Rur.	85,928	85,707	171,635
Nord Ubangi	Gbadolite, Inke, Bili	Rural	47,444	44,186	91,630
Sud Kivu	Mwenga, Kalehe, Fizi, Uvira, Bukavu & Idjwi	Urb. & Rur.	44,080	41,373	85,453
Sud Ubangi	Libenge & Zongo	Rural	21,923	18,112	40,035
Tanganyika	Kalemie	Rural	580	585	1,165
Total			272,974	252,612	525,586

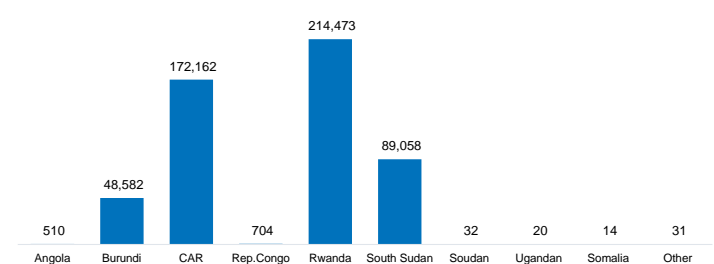
Refugees Repatriated from DRC

To	2017	2018	2019	2020	Total
Burundi	77	180	101	1	359
CAR	1	9	3,137	149	3,296
Rep. Congo	3		3	5	11
Rwanda	18,075	3,053	2,136	499	23,763
South Sudan					0
Uganda					0
Other					0
Total	18,156	3,242	5,377	654	27,429

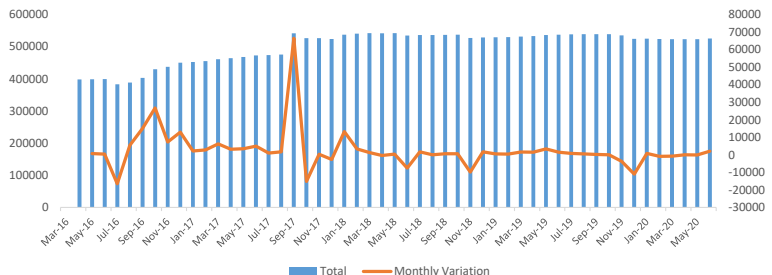
Type of population and location of refugee in DRC

Town	Urban			Type of population			
	Female	Male	Total	Nationality	Rural	Urban	Total
Kinshasa	370	411	781	Angolan	415	95	510
Lubumbashi	647	776	1,423	Burundian	46,939	1,643	48,582
Goma	1,446	1,382	2,204	Centrafrican	171,888	274	172,162
Bukavu	535	532	1,067	Congolese (CoB)	566	138	704
Likasi	5	4	9	Rwandan	210,397	4,076	214,473
Kipushi	117	115	232	South Sudan	89,007	51	89,058
Other	0	0	0	Other	34	63	97
Total	3,120	3,220	6,340	Total	519,246	6,340	525,586

Refugee Population by Country of Origin



Refugee population trend in DRC (2016-2019)




UNHCR Presence

UNHCR Offices in DRC: 1 Regional Representation in Kinshasa, 5 Sub-offices (Aru, Gbadolite, Goma, Kalemie and Kananga), 5 Field offices (Baraka, Lubumbashi, Libenge, Bukavu and Tshikapa), and 7 Field Units (Bili, Beni, Bunia, Uvira, Zongo, Dungu et Aba)

Refugee Population Biometrically Enrolled (BIMS and Bioregistrator)

Enrolled with fingerprint and/or iris	333,063	63.37%
---------------------------------------	---------	--------



Age & Gender of refugee population

