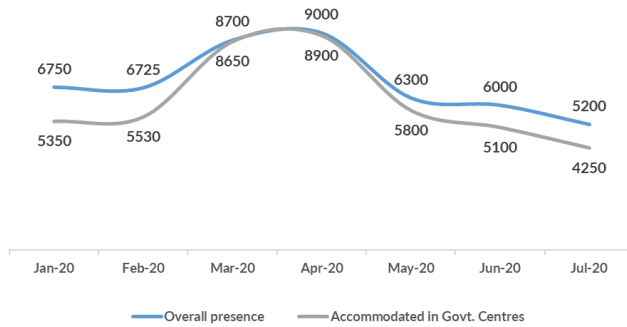


Serbia

July 2020

Asylum-seekers and migrants - presence and shelter



*To see Site Profiles, please click on the above map

Total (observed) arrivals – July:

Total (observed) arrivals – June:

3,197 ↑
2,108

Total (observed) arrivals of unaccompanied/separated children – July:

Total (observed) arrivals of unaccompanied/separated children – June:

94 ↑
60

Total occupancy of government centres – end July:

Total occupancy of government centres – end June:

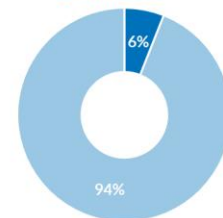
4,233 ↓
5,121

Total presence of refugees/migrants/asylum-seekers – end July:

Total presence of refugees/migrants/asylum-seekers – end June:

5,188 ↓
5,976

UASC among total observed arrivals
Jan-July 2020



Asylum processing

Intentions to seek asylum – July:

Intentions to seek asylum – June:

253 ↑
240

Applications for asylum submitted – July:

Applications for asylum submitted – June:

6 ↓
7

Substantive decisions – July:

Substantive decisions – June:

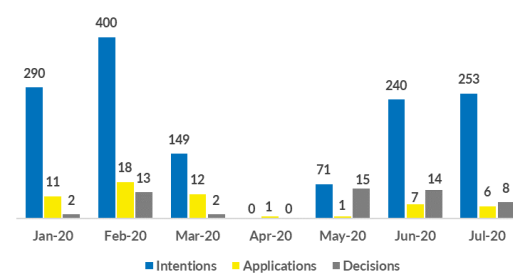
8 ↓
14

Positive decisions – July:

Positive decisions – June:

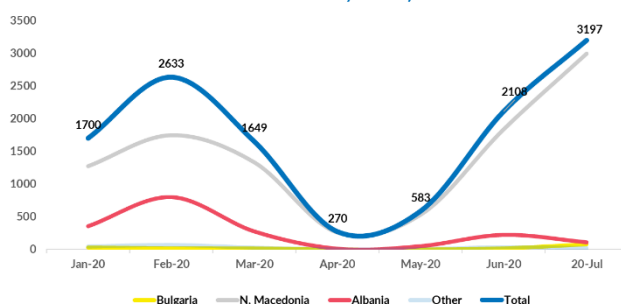
0 ↓
5

Asylum intentions/applications/decisions

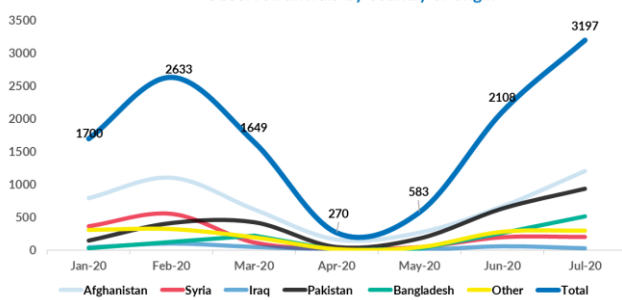


Observed new arrivals - demographics and country of transit

Observed arrivals by country of transit

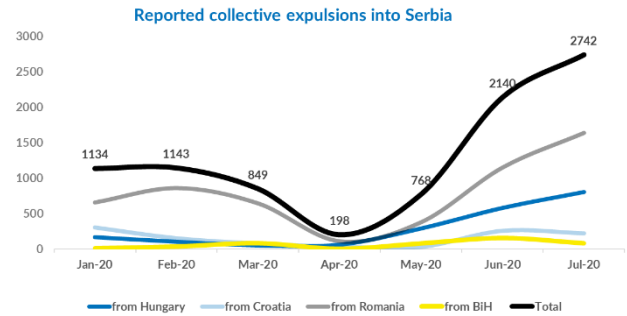


Observed arrivals by country of origin



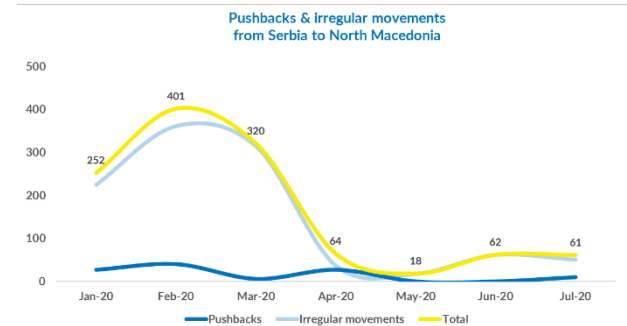
Reported pushbacks into Serbia

Collective expulsions from Hungary - July:	804	↑
Collective expulsions from Hungary - June:	579	
Collective expulsion from Croatia - July:	222	↓
Collective expulsions from Croatia - June:	258	
Collective expulsions from Romania - July:	1,636	↑
Collective expulsions from Romania - June:	1,147	
Collective expulsions from BiH - July:	80	↓
Collective expulsions from BiH - June:	156	

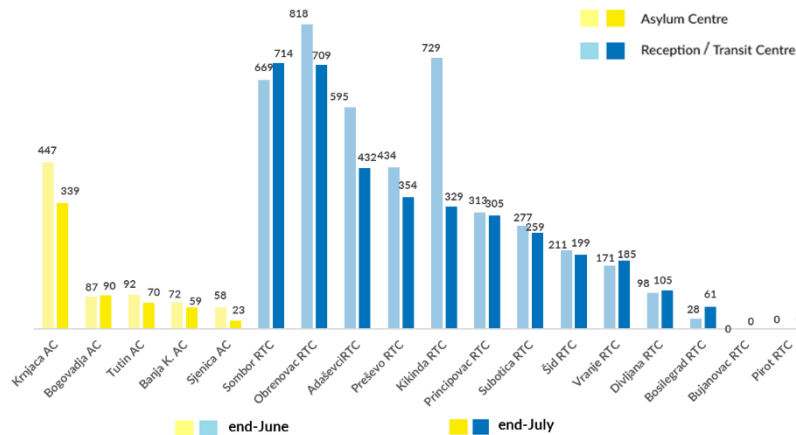


Reported movements from Serbia to North Macedonia

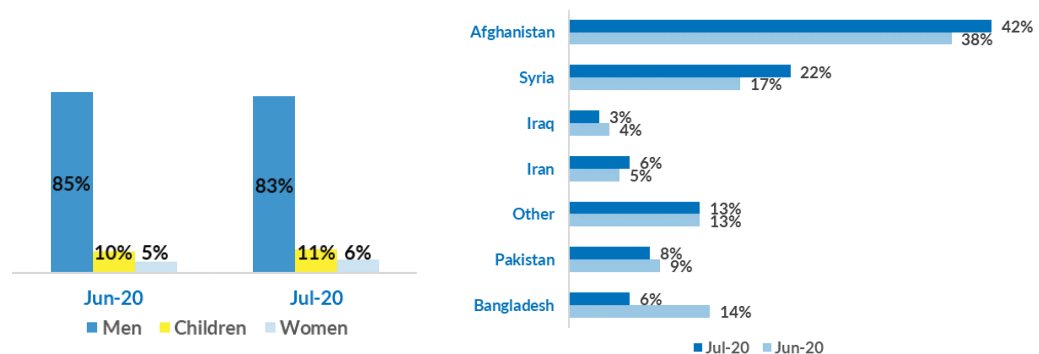
Irregular movements to N. Macedonia - July:	51	↓
Irregular movements to N. Macedonia - June:	62	
Pushbacks to N. Macedonia - July:	10	↑
Pushbacks to N. Macedonia - June:	0	



Occupancy of Asylum and Reception/Transit Centres



Profile of asylum-seekers/migrants



Asylum statistics are provided by the Ministry of Interior and government centres statistics by SCRM. Other information is based on findings of UNHCR staff and partners. If you use this content, please refer to UNHCR as source.