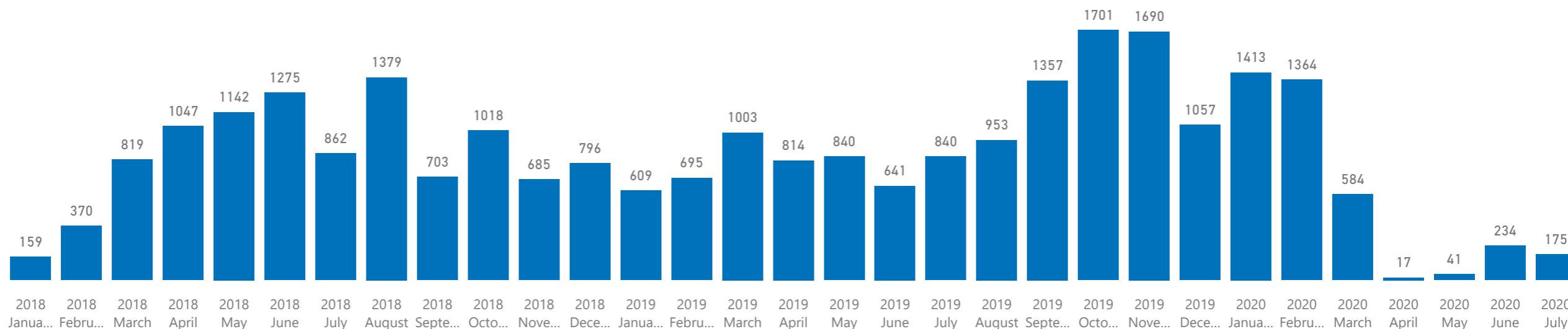




Monthly applications since 2018

Applications by Year and Month



2018-19-20
Key figures

3828

New Applications
in 2020

12K

New Applications
in 2019

10K

New Applications
in 2018

13

Recognized
Refugees in 2020

51

Recognized
Refugees in 2019

85

Recognized
Refugees in 2018

Summary of key trends observed

- In July, the 7,520 persons arrived in the region which is an increase of 39% compared to the previous month (estimated at 5,519). Despite the increasing number of COVID-19 infections in the region, the mixed movements continued to increase in July compared to June.

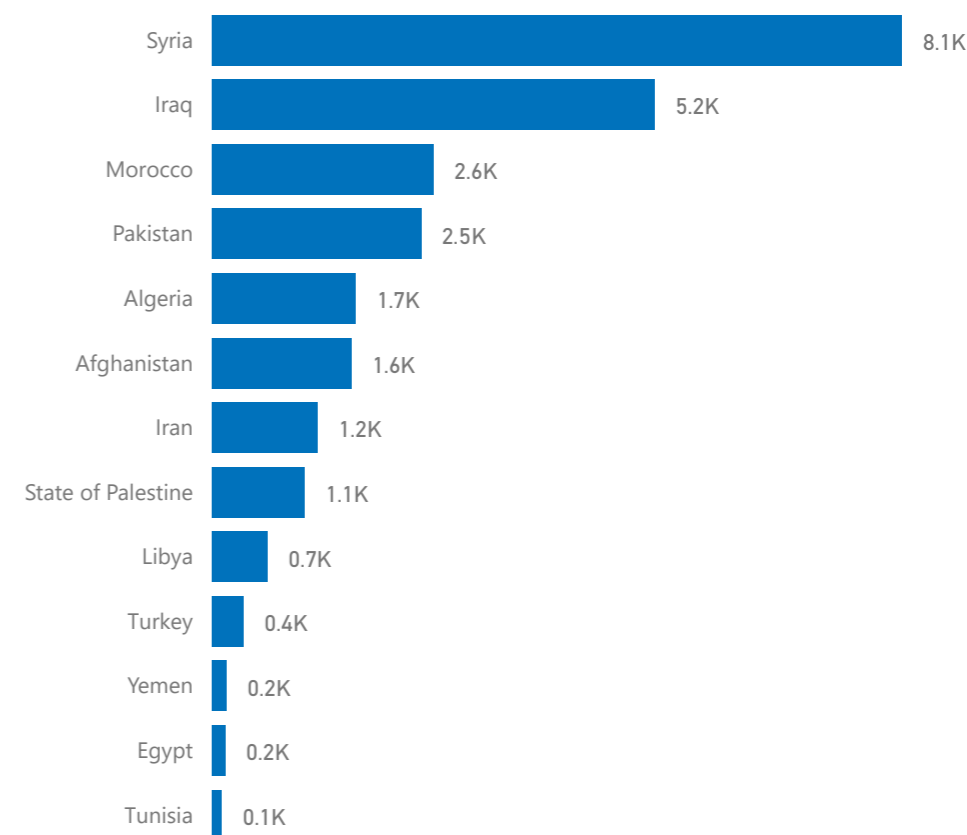
- This month, a total of 173 persons filed an asylum application (compared to 233 in June). Only 13 % of the asylum intentions were formalized into actual asylum applications.

- In July, 12 new positive first-instance decisions (only subsidiary protection status) were reached. Since January, 3,825 asylum applications have been lodged. Since January 2020, 13 persons have been granted refugee status and 25 persons subsidiary protection status, while 108 other applications were rejected. In addition, 1,835 submissions were closed because applicants absconded the asylum procedure. In July, the authorities in the SEE region conducted 23 interviews.

- At the end of July, 713 decisions are still pending (30% less than in June). The total number of asylum applications pending 1st instance decision beyond legally prescribed time-lines, may be indicative of limited asylum processing authorities throughout the region?

- In 2020, 12% (463) of applications have been submitted by adult women and 21% (783) by children, including 105 unaccompanied and separated children (UASC) (13% of the children in total). The trends in July and June also indicate a higher percentage of families amongst the total of new arrivals compared to the beginning of 2020.

Applications since 2018 by country of origin



Kosovo*: Designations of Kosovo* are without prejudice to positions on status, and are in line with the United Nations Security Council Resolution 1244 (1999). Data source: SEE Regional Asylum Statistics and UNHCR data available at <https://popstats.unhcr.org>. For further information or any questions concerning this factsheet please contact: Gabriel MATHIEU, mathieu@unhcr.org. In most cases, data for this factsheet is provided by country level governmental institutions. Retroactive changes in data may occur.



2020

Key figures

3828

New Applications of which:

107

Unaccompanied or separated children*

13

Recognized Refugees

25

Subsidiary Protection

108

Rejected

1845

Closed cases

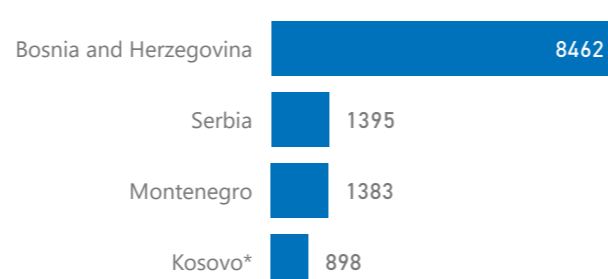
*disaggregated figures by age/gender are not always available

New Applications Regional Trends

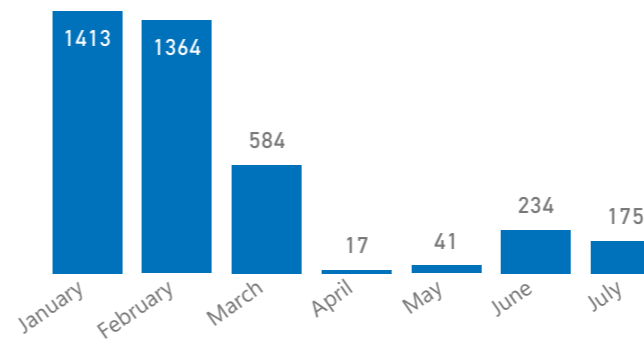
Total New Asylum Applications by Country of Asylum



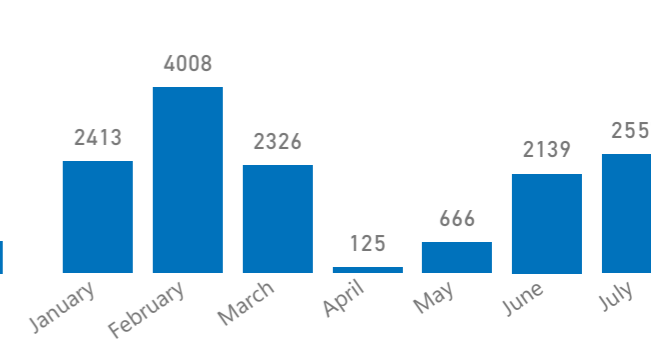
Total Asylum Intentions by Country of Asylum



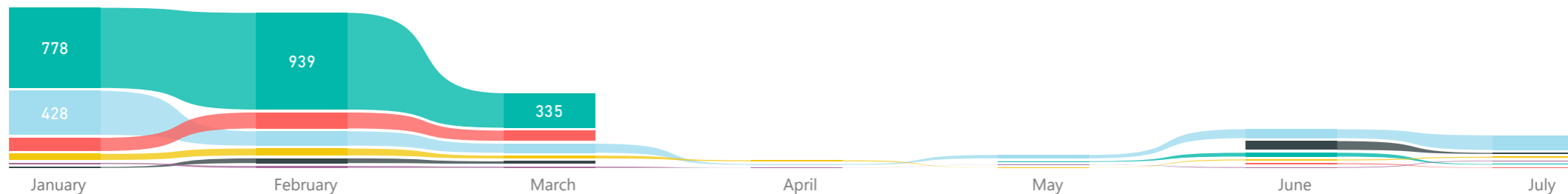
Total New Asylum Applications by Month



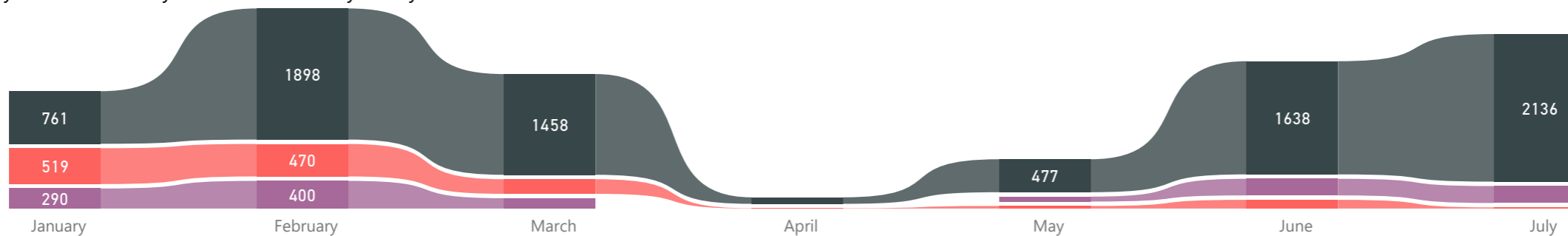
Total New Asylum Intentions by Month



New Asylum Applications by Month and Country of Asylum

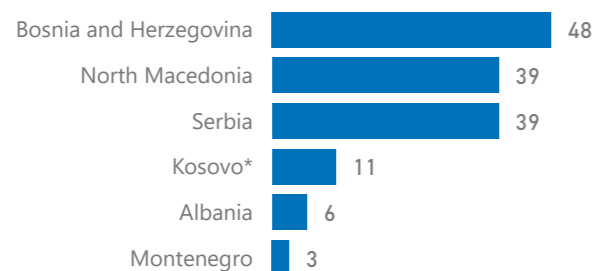


New Asylum Intentions by Month and Country of Asylum

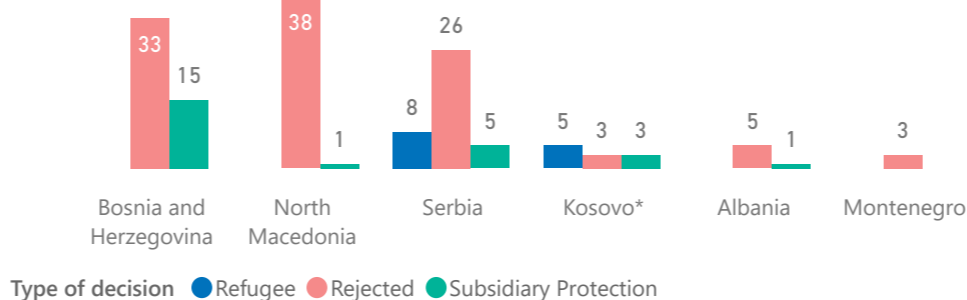


First Instance Decisions Trends

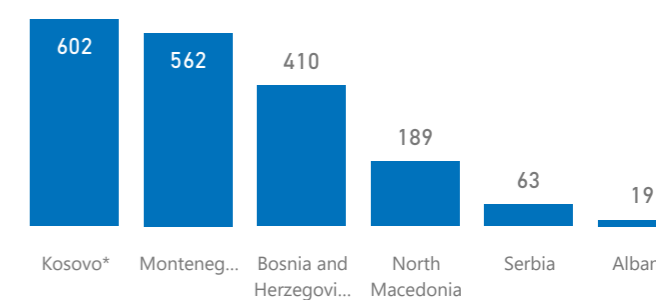
Total Decisions by Country of Asylum



First instance Decisions by Type and Country



Total Otherwise Closed Applications by Country



Kosovo*: Designations of Kosovo* are without prejudice to positions on status, and are in line with the United Nations Security Council Resolution 1244 (1999).

Data source: SEE Regional Asylum Statistics and UNHCR data available at <https://popstats.unhcr.org>. For further information or any questions concerning this factsheet please contact: Gabriel Mathieu, mathieu@unhcr.org

In most cases, data for this factsheet is provided by country level governmental institutions. Retroactive changes in data may occur.

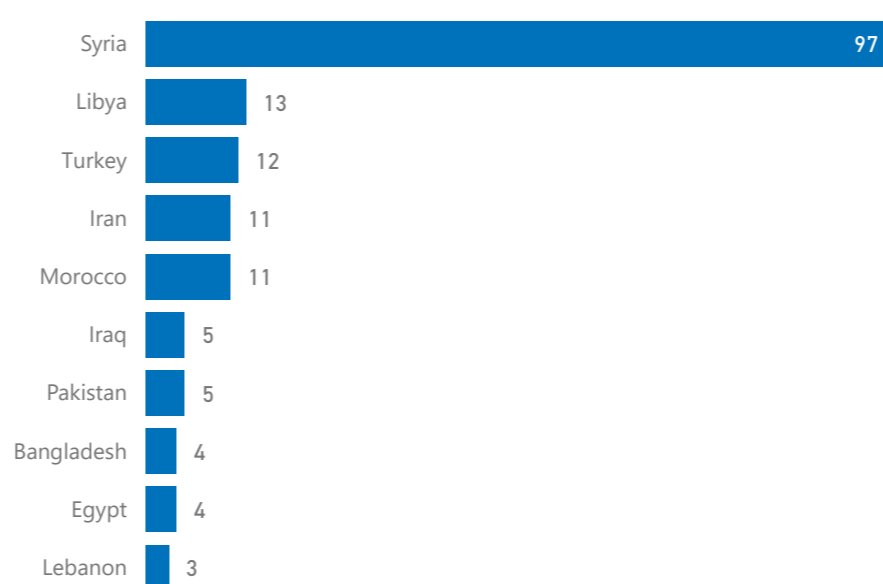


Monthly New Applications

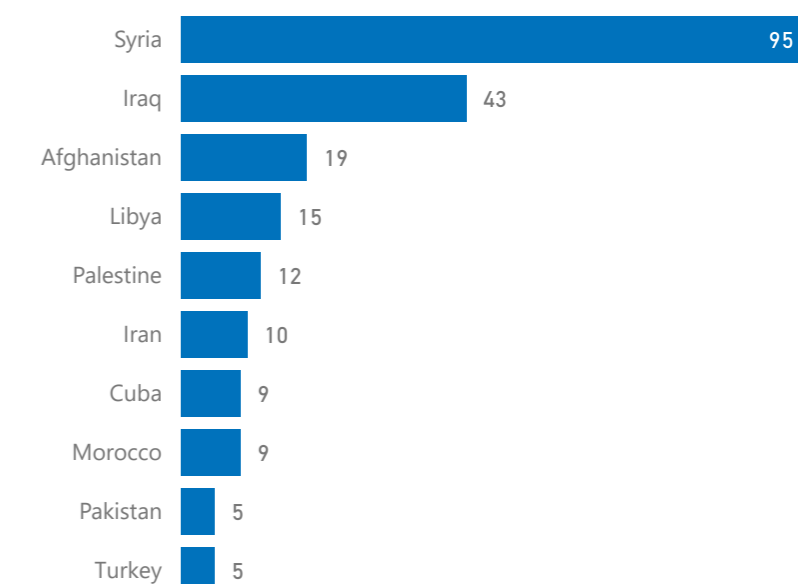
Monthly New Asylum Applications by Country of Asylum




Monthly New Asylum Applications by Country of Origin (Top 10)



Monthly Otherwise Closed Applications by Nationality (Top 10)

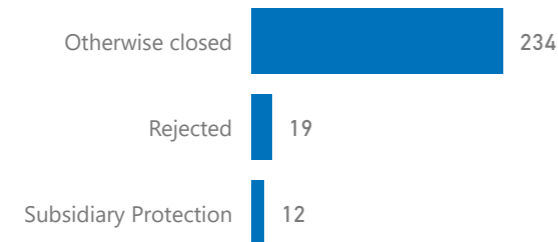


Monthly New Intentions to Seek Asylum by Reporting Country

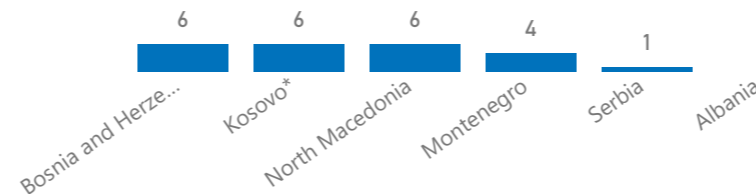


Monthly First Instance Decisions

Monthly Decisions by Type of Decision



Monthly Interviews by Country of Asylum



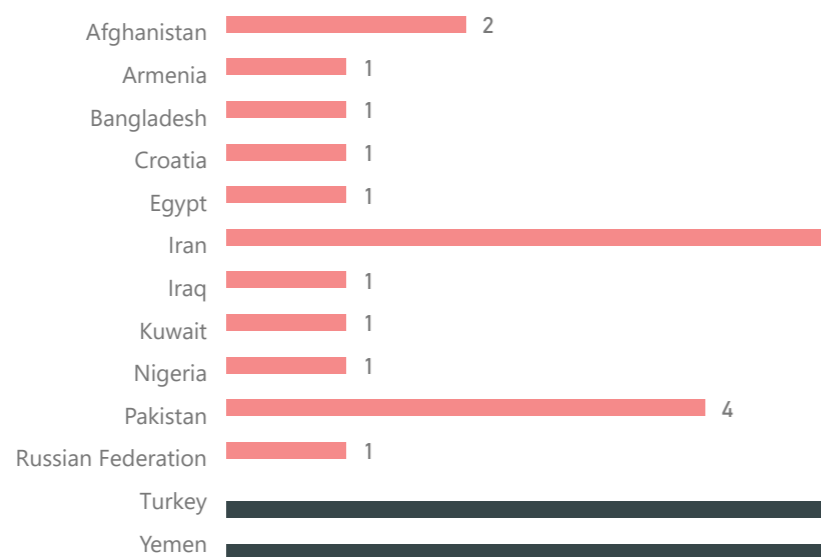
Average Length of Procedure (days) by Country

between application and decision

Kosovo*	116
Montenegro	144
Bosnia and Herzegovina	230

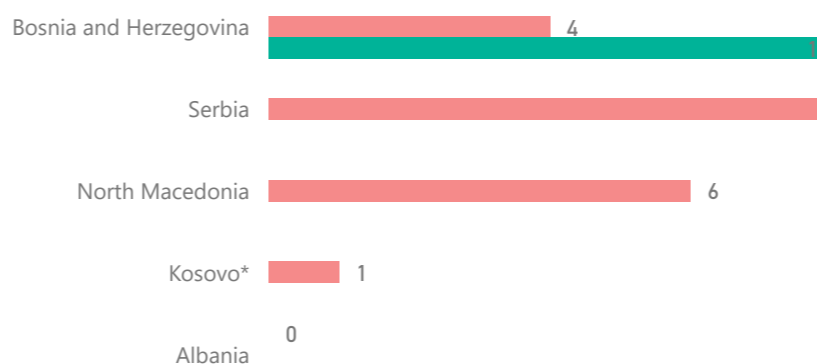
Monthly Type of Decisions by Nationality

Type of decision ● Rejected ● Subsidiary Protection

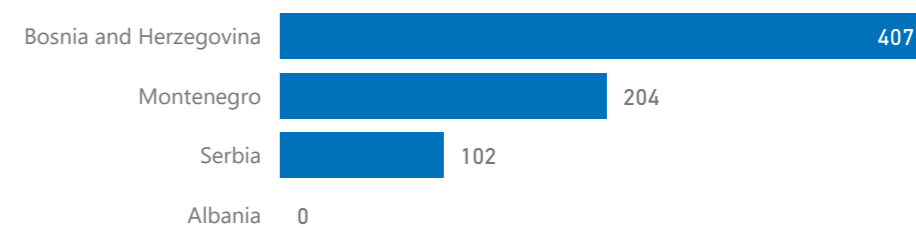


Monthly Decisions by Country of Asylum and Type of Decision

Type of decision ● N/A ● Rejected ● Subsidiary Protection



Total Pending Asylum Applications by Country of Asylum



Albania has not provided any pending cases information for August

Kosovo*: Designations of Kosovo* are without prejudice to positions on status, and are in line with the United Nations Security Council Resolution 1244 (1999).

Data source: SEE Regional Asylum Statistics and UNHCR data available at <https://popstats.unhcr.org>. For further information or any questions concerning this factsheet please contact: Gabriel MATHIEU, mathieu@unhcr.org

In most cases, data for this factsheet is provided by country level governmental institutions. Retroactive changes in data may occur.

July 2020
Key figures*

175
New Applications

17
Women

30
Children including:

8
Unaccompanied or separated child(ren)

713
Pending opened asylum applications

*disaggregated figures by age/gender are not always