Uganda - Refugee Statistics August 2020 - Nakivale

Total Population
133,192

Total Refugees
131,455

Total Households
39,193

Total Asylum-Seekers
1,737

Women and Children
76%
101,223

Female
50%
66,118

Elderly
2%
3,182

Youth 15-24
22%
28,647

Zones

Level3	HHs	Individuals
Base Camp	23,326	75,621
Rubondo	9,131	32,815
Juru	6,463	24,219
	125	125
Sweswe	5	10
Fizi	1	2

Age & Gender Breakdown

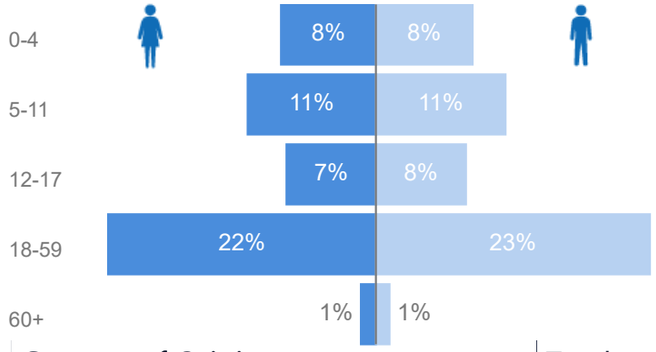

Country of Origin	Total
Democratic Republic of the Congo	68,152
Burundi	38,390
Somalia	13,773
Rwanda	9,948
Eritrea	1,737
Ethiopia	906
South Sudan	220

New Registration by Month

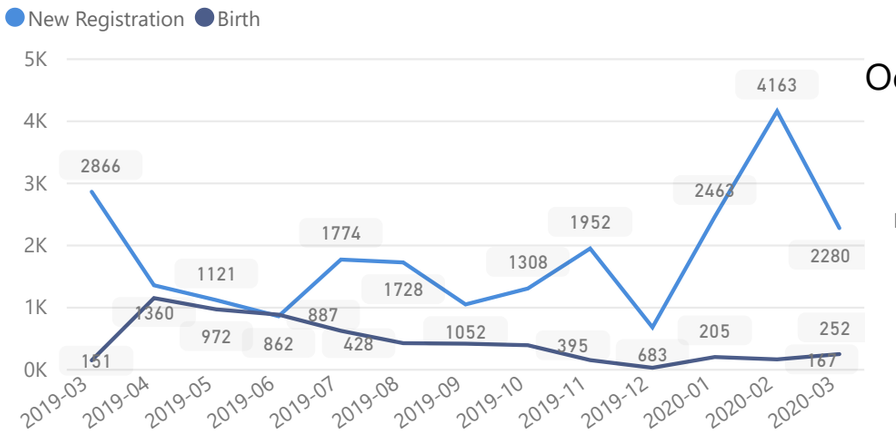

Occupation

* - Top 5

36.4% Have occupation

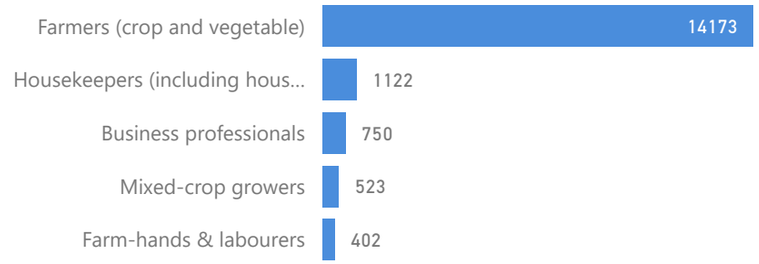

* Age is between 18 - 59 years for Occupation

Specific Needs - Top 7
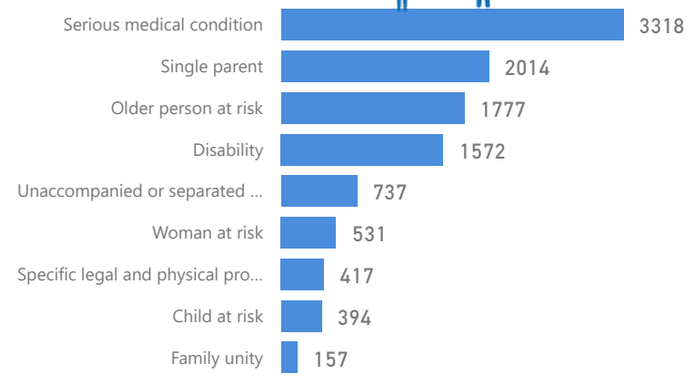
5,569 **3,477**