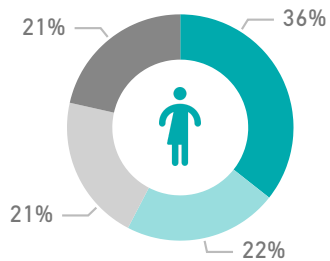
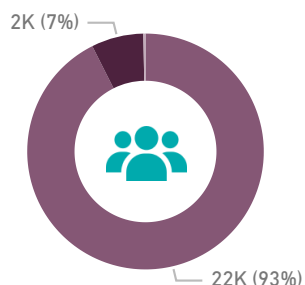


23,743

Personas alcanzadas

Por grupo poblacional

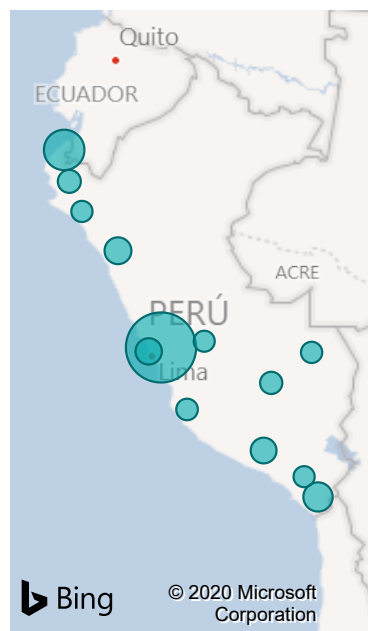
Por sexo y edad



● RyM Perm. ● CA ● RyM Tránsito

● Mujer 18+ ● Niña 0-17
● Niño 0-17 ● Hombre 18+

Personas alcanzadas por departamento

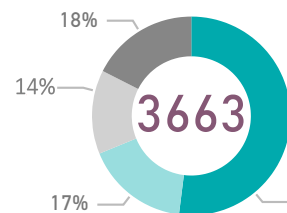


Lima	12,091
Tumbes	4,781
Tacna	2,009
La Libertad	1,417
Callao	1,296
Arequipa	1,158
Piura	476
Cusco	286
Ica	132
Madre De Dios	49
Lambayeque	38
Moquegua	9
Junin	1

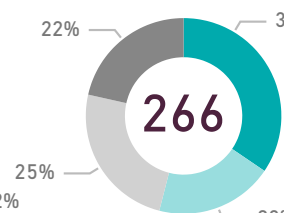
Respuesta Mensual



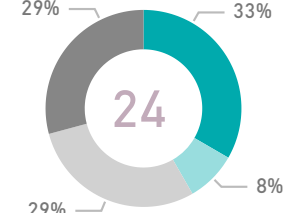
RyM en Permanencia



Comunidad de Acogida

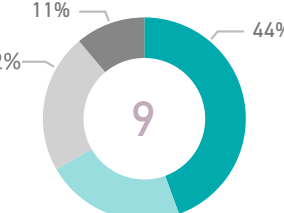
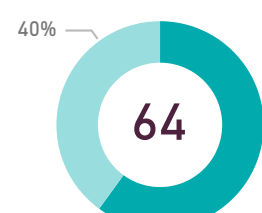
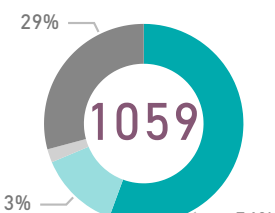


RyM en tránsito

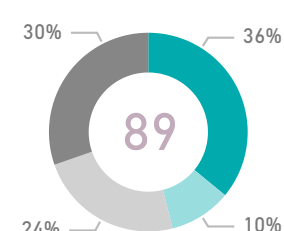
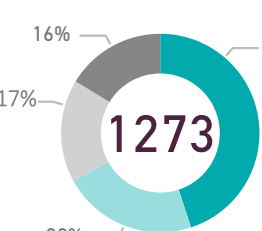
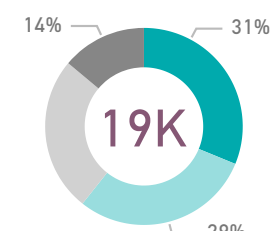


Total Avance

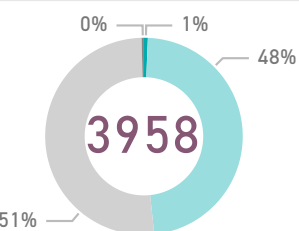
Prt. General	52 %
Prt. a la niñez	8 %
Trata y tráfico	11 %
VBG	2 %



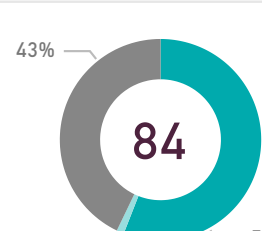
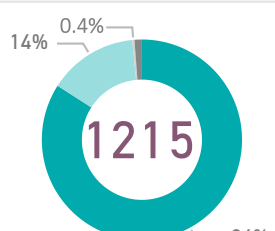
Salud	4 %
Nutrición	45 %



Albergue	10 %
NFI	63 %
WASH	9 %
Transporte	7 %
Seg. Alimentaria	56 %



Educación	11 %
-----------	------



Integración	3 %
-------------	-----

● Mujer 18+ ● Niña 0-17 ● Niño 0-17 ● Hombre 18+