DEMOCRATIC REPUBLIC OF THE CONGO
MONTHLY REFUGEE STATISTICS

UNHCR The UN Refugee Agency

Situation as of October 31, 2020

Total 525,552

Type	Age	0-4	5-11	12-17	18-59	60+	Total	%
Total Rural (out of camp)		76,277	105,658	62,557	132,567	9,164	**386,223**	73.5%
Total Camps/Sites		23,271	38,953	20,818	47,140	2,977	**133,159**	25.3%
Total Urban		631	1,493	1,120	2,752	174	**6,170**	1.2%
Grand Total		**100,179**	**146,104**	**84,495**	**182,459**	**12,315**	**525,552**	

Refugee Population in DRC

Country	Female	Male	Total	%
Angola	179	245	**424**	0.08%
Burundi*	25,159	23,665	**48,824**	9.29%
CAR**	92,083	80,151	**172,234**	32.77%
Rep.Congo	246	382	**628**	0.12%
Rwanda***	107,531	106,426	**213,957**	40.71%
S. Sudan****	47,760	41,641	**89,401**	17.01%
Sudan	9	22	**31**	0.01%
Uganda	8	5	**13**	0.002%
Somalia	7	7	**14**	0.003%
Other	13	13	**26**	0.00%
Total	**272,995**	**252,557**	**525,552**	

(*) The figure, 48,826 Burundian Refugees, includes new caseload (45,370) and old caseloads (3,454);
(**) As of 31 October 2020, the number of Central African refugees in the DRC remained the same as in September 2020 (172,234) due to the ongoing verification exercise started on 7 October. The figure will be updated at the end of the verification by the end of December 2020. .
(***) As of 31 October 2020, the number of Central African refugees in the DRC remained the same as in September 2020 (172,234) due to the ongoing verification exercise started on 7 October. The figure will be updated at the end of the verification by the end of December 2020.n done by the DRC Government in 2013-2014. During the Biometric verification exercise of Rwandan Refugees jointly conducted by CNR and UNHCR in 2015-2016 and 2018, a total of 75,709 individuals were biometrically enrolled;
(****) The figure, 89,401 South Sudanese includes the 62,095 personnes registered

Refugee Population by Province in DRC

Province	Main Location	Type	Female	Male	Total
Bas Uele	Ango & Bondo	Rural	22,519	17,697	**40,216**
Equateur	Disperced	Rural	143	213	**356**
Haut Katanga	Lubumbashi & Arounds	Urb. & Rur.	808	934	**1,742**
Haut Uele	Dungu, Doruma	Rural	22,233	19,297	**41,530**
Ituri	Aru & Ariwara	Rural	25,506	22,352	**47,858**
Kasai Oriental	Tshiala	Rural	2	6	**8**
Kinshasa	Kinshasa & outskirts	Urb. & Rur.	294	315	**609**
Kongo Central	Bas Fleuve, MbanzaNg. & Kimaza	Rural	356	540	**896**
Lomami	Luila &MweneDitu	Rural	430	456	**886**
Lualaba	Dilolo,Sandoa &Kolwez	Rural	590	596	**1,186**
Maniema	Pangi, Kailo&Lukolo	Rural	203	269	**472**
Nord Kivu	Lubero, Masisi, Rutshuru &Walikale	Urb. & Rur.	85,835	85,640	**171,475**
Nord Ubangi	Gbadolite, Inke, Bili	Rural	47,457	44,145	**91,602**
Sud Kivu	Mwenga, Kalehe, Fizi, Uvira, Bukavu & Idjwi	Urb. & Rur.	44,377	41,657	**86,034**
Sud Ubangi	Libenge &Zongo	Rural	21,979	18,156	**40,135**
Tanganyika	Kalemie	Rural	263	284	**547**
Total			**272,995**	**252,557**	**525,552**

Refugees Repatriated from DRC

To	2017	2018	2019	2020	Total
Burundi	77	180	101	878	**1,236**
CAR	1	9	3,137	149	**3,296**
Rep. Congo	3		3	5	**11**
Rwanda	18,075	3,053	2,136	655	**23,919**
South Sudan					**0**
Uganda					**0**
Other				2	**2**
Total	**18,156**	**3,242**	**5,377**	**1,689**	**28,464**

Type of population and location of refugee in DRC

Urban

Town	Female	Male	Total
Kinshasa	294	315	**609**
Lubumbashi	648	781	**1,429**
Goma	1,443	1,381	**2,824**
Bukavu	535	532	**1,067**
Likasi	5	4	**9**
Kipushi	117	115	**232**
Other	0	0	**0**
Total	**3,042**	**3,128**	**6,170**

Type of population

Nationality	Rural	Urban	Total
Angolan	330	94	**424**
Burundian	47,124	1,700	**48,824**
Centrafrican	171,960	274	**172,234**
Congolese (CoB	566	62	**628**
Rwandan	210,019	3,938	**213,957**
South Soudan	89,349	52	**89,401**
Other	34	50	**84**
Total	**519,382**	**6,170**	**525,552**

Refugee Population by Country of Origin

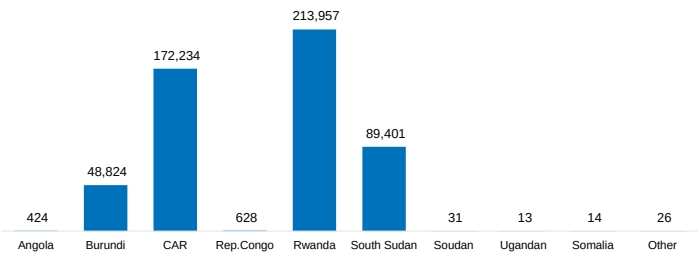

Refugee population trend in DRC (2016-2020)

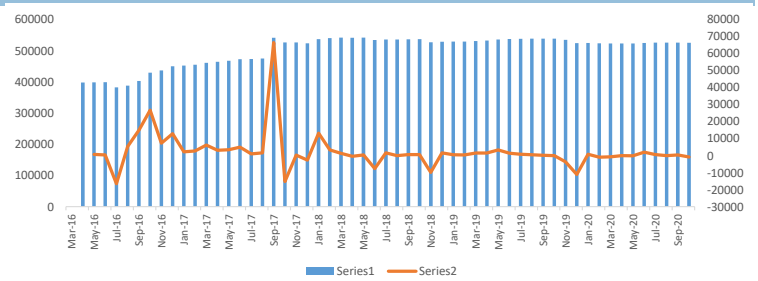

UNHCR Presence

UNHCR Offices in DRC: 1 Representation in Kinshasa, 5 Sub-offices (Aru, Gbadolite, Goma, Kalemie and Kananga), 5 Field offices (Baraka,Lubumbashi, Libenge, Bukavu and Tshikapa), and 7 Field Units (Bili, Beni, Bunia, Uvira, Zongo, Dungu et Aba)

Refugee Population Biometrically Enrolled (BIMS and Bioregistrator)

Enrolled with fingerprint and/or iris	**333,544**	**63.47%**

Age & Gender of refugee population

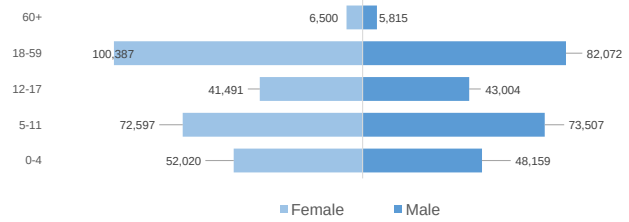

Source: UNHCR. For more information on refugee statistics in DRC, please contact: CODKIDRCIM@UNHCR.ORG