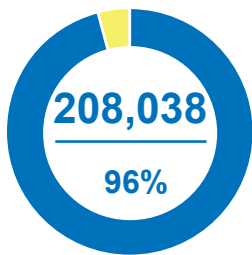




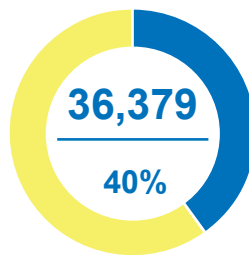
Overview

The response seeks to explore opportunities to transition from in-kind to cash-based assistance, to the extent possible. The injection of cash, through unconditional multi-purpose, and conditional cash-based interventions will have multiplier effects on food security, social cohesion, reduction of aid dependency, and productive engagement of the youth, among others. The established reference Minimum Expenditure Basket (MEB) tool will ultimately support the cost efficiency and cost effectiveness, and pave the way for coherent multi-purpose cash programming and delivery. It will be a critical source of information in determining the level of assistance to refugees (or its transfer value) and in establishing price lines for project design, in harmony with the objectives of a given programme, the vulnerability of the target group and gap analysis at a settlement level. Partners continue efforts to establish a common platform for cash transfers.

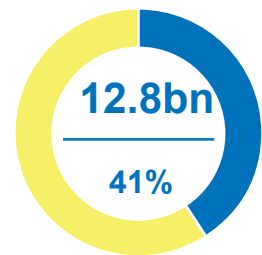
Key indicators



Households receiving any form of cash-based assistance*
Target: 217,000



Households receiving multi-purpose cash-based assistance
Target: 92,000



Amount of multipurpose cash and voucher assistance
Target: 31.5 billion UGX

Objective: Access to cash and voucher assistance for basic needs expanded

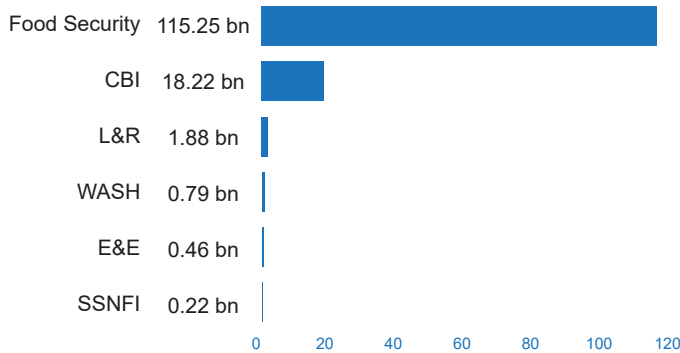
Indicator	Actual	Target/Standard ('20) (revised)	Actual against annual target
Households receiving any form of cash-based assistance			
- Congolese and other refugees	167,940	148,000	113%
- South Sudanese refugees	39,826	65,000	61%
- Burundian refugees	272	4,000	7%
Households receiving multi-purpose cash-based assistance			
- Congolese and other refugees	23,553	65,000	36%
- South Sudanese refugees	13,494	25,000	54%
- Burundian refugees	0	2,000	0%
Amount of multi-purpose cash and voucher assistance			
- Congolese and other refugees	5.8 bn	21.4 bn	27%
- South Sudanese refugees	7 bn	8.7 bn	80%
- Burundian refugees	0 bn	1.4 bn	0%

Objective: Financial inclusion and access to financial services promoted

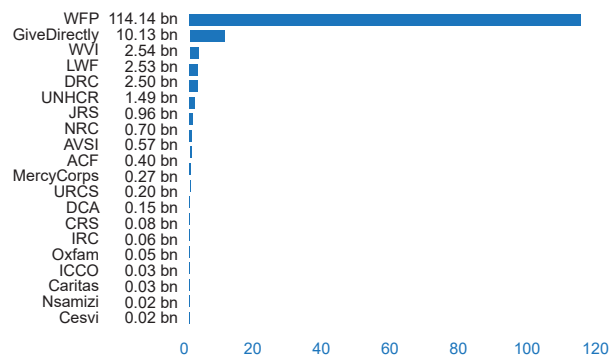
Indicator	Actual	Target/Standard ('20) (revised)	Actual against annual target
Individuals receiving financial literacy trainings			
- Congolese and other refugees	7,861	10,000	78%
- South Sudanese refugees	13,817	14,000	98%
- Burundian refugees	0	1,000	0%

Cross-sectoral analysis of all cash-based interventions (amounts in UGX)

Amount of cash transfers by sector (in billions)



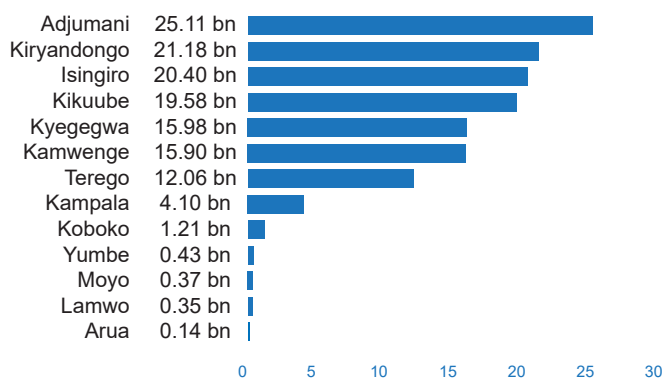
Amount of cash transfers by partner (in billions)



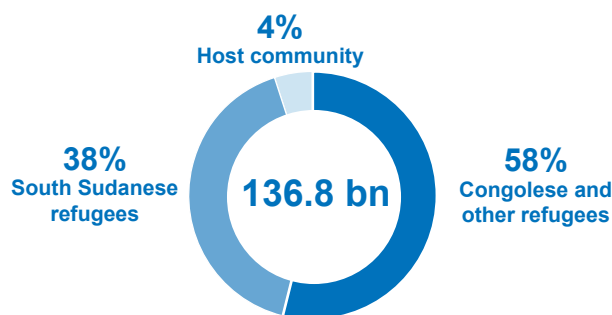
Note: for Livelihoods & Resilience the value of CBI interventions is only based on cash-for-work, as amounts for households who received productive assets through cash are not available. Host community interventions are included in all cases.

Amounts in USD were converted using the average UN exchange rate.

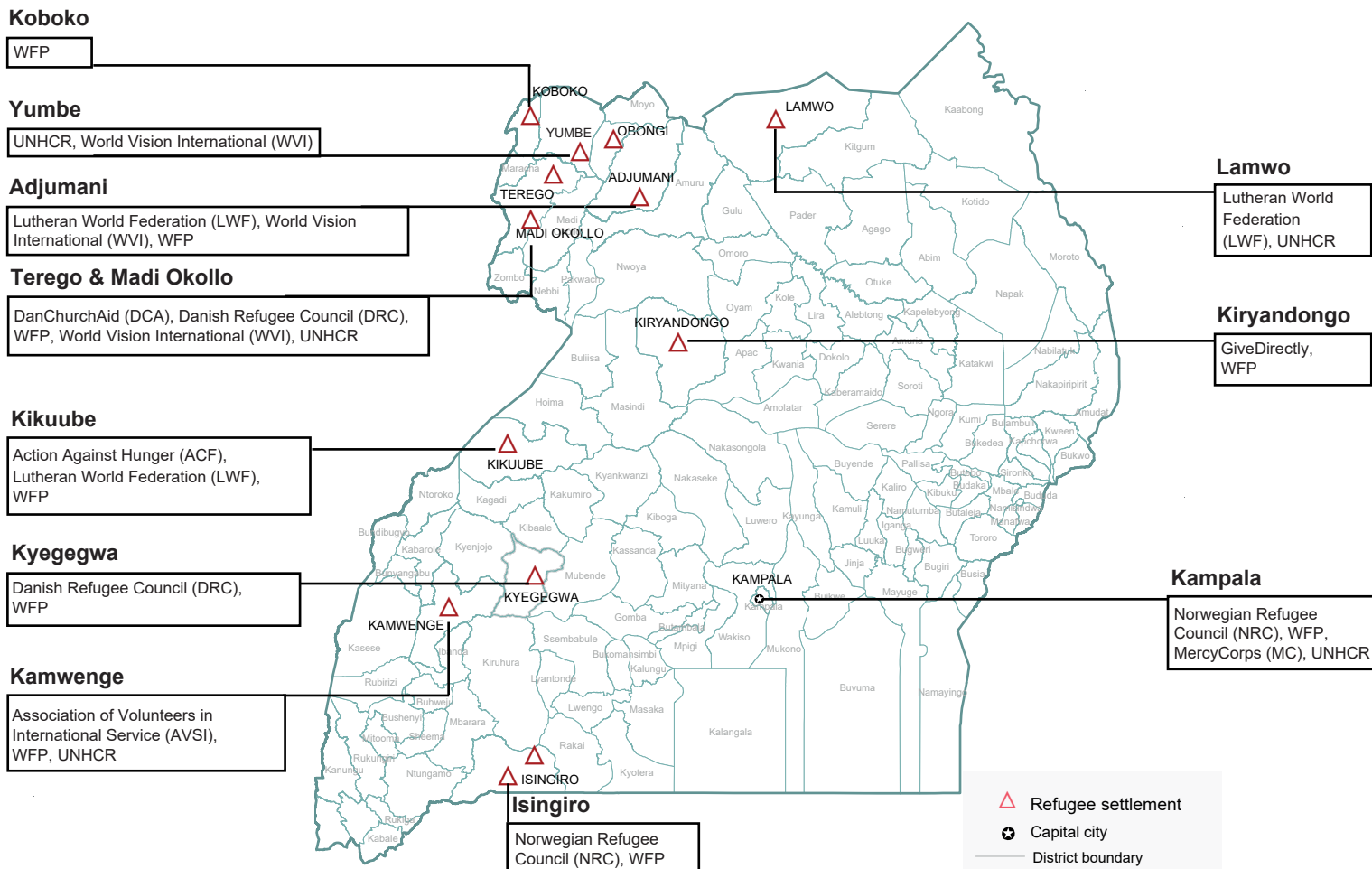
Amount of cash transfers by district (in billions)



Cash transfers by beneficiary type



Operational presence



The boundaries and names shown and the designations on this map do not imply official endorsement or acceptance by the United Nations