Turkey Livelihoods Sector Achievements

October 2020

Inter-Agency Coordination Turkey

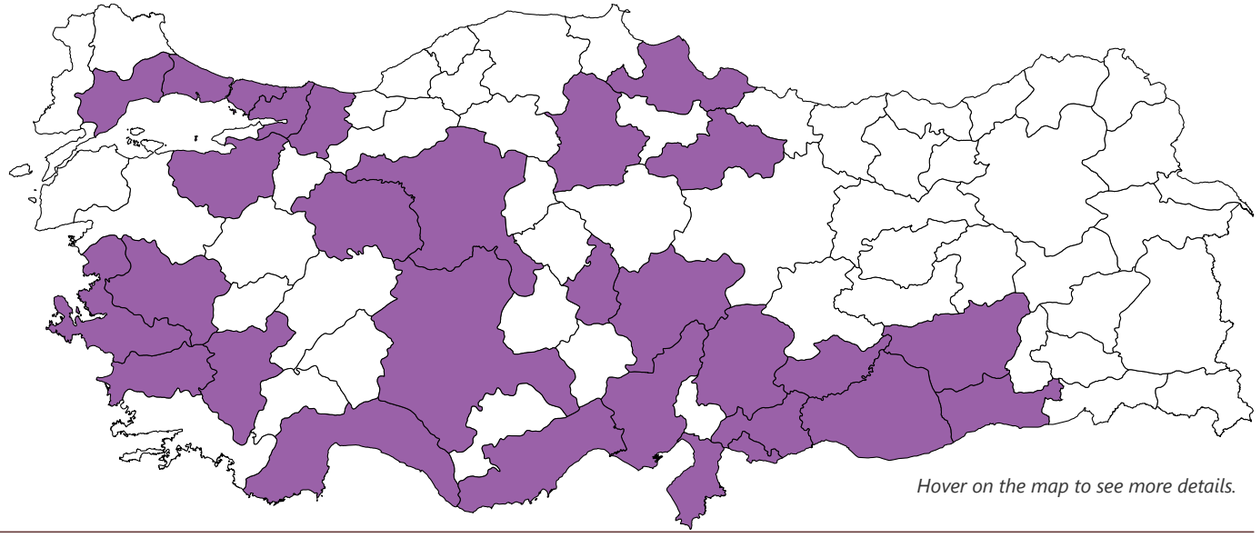

Hover on the map to see more details.

53,725

# of direct beneficiaries reached by the sector

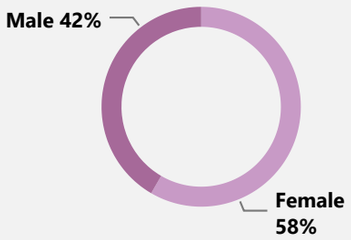

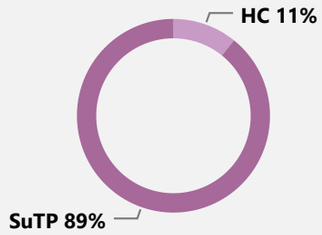

INCREASING ECONOMIC OPPORTUNITIES ACCESS TO ACTIVE LABOUR MARKET

767

# of individuals identified at risk benefiting from training and awareness raising

20% | 80%

37,020

# of individuals participated trainings (vocational, language, all types of livelihoods skills trainings)

23% | 77%

5,931

# of individuals increased income through job placement, self-employment and income opportunities

10% | 90%

PROVIOSON OF TECHNICAL AND FINANCIAL SUPPORT TO ENABLE JOB CREATION

55

# of start-ups/businesses started/developed including joint ventures and partnerships

99%

97

# of SMEs supported through business management trainings, financial/non-financial services

99%

535

# of individuals supported to establish new or expand existing businesses

STRENGTHENING THE CAPACITIES OF POLICY MAKERS AND SERVICE PROVIDERS

2

# of advocacy interventions on lab... regulations aimed at policy makers and service providers

100%

4,219

# of individuals assisted with counselling and business mentoring

14% | 86%

284

# of individuals benefitting from strengthened capacities of public institutions to access employment

99%

Implementing Agencies

Yuva... | WSA | WFP | WAL... | UNH... | UNDP | STL | MWL | MÜD... | IOM | ILO | habi... | DRC | Deni... | CIPE | CAR... | AVAZ | ASAM

Supporting Agencies

YUVA | WSA | WFP | UNWO... | UNHCR | UNDP | IOM | ILO | IDEMA | DRC | Concer... | CARE ... | CARE I... | ASAM

Sources: ActivityInfo **Feedback:** tunc.gunduz@undp.org, IMTurkey@unhcr.org

The number of beneficiaries reached is calculated by summing indicators selected by the sectors; there may be duplications.