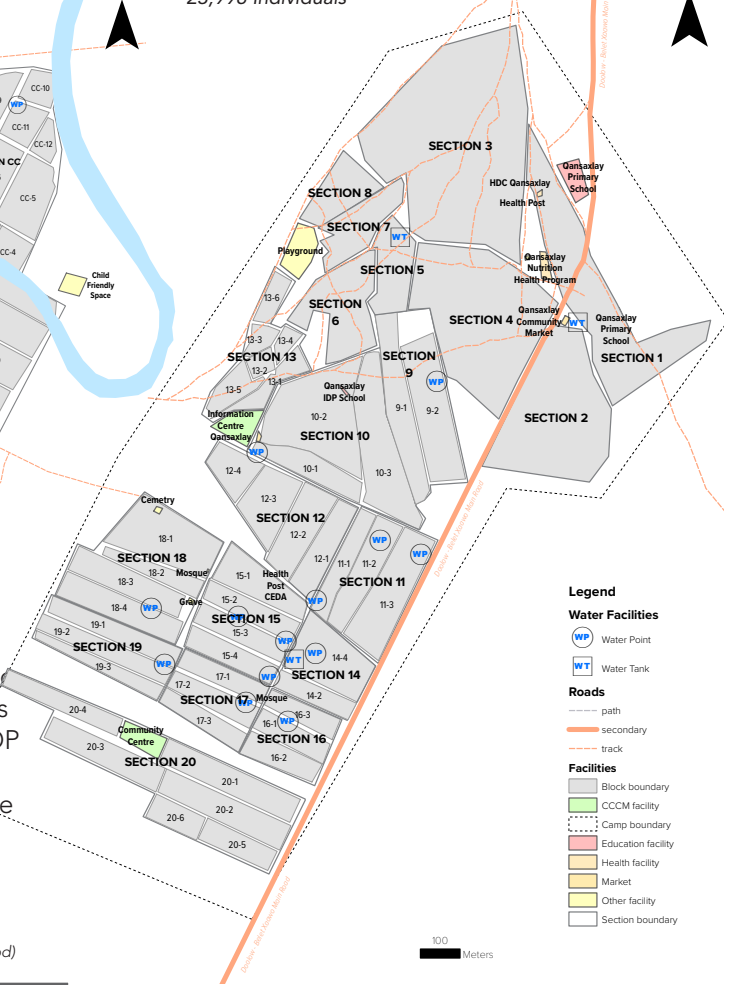


**KABASA IDP SITE**  
6,320 HH  
36,461 Individuals



**QANSAXLAY IDP SITE**  
4,000 HH  
23,998 Individuals

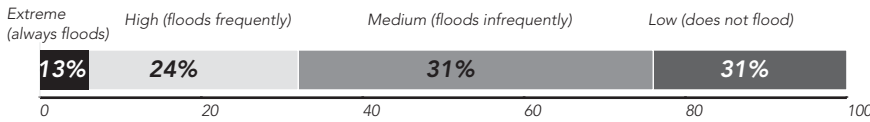


Download dataset - <https://bit.ly/2HRsood>

**Assessment overview**

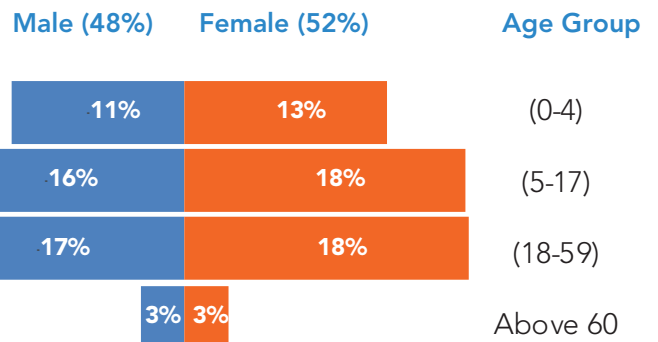
IOM carried out a site verification assessment in October 2020 to identify IDP population living within the sites. The operation was carried out at the sector/block level in Kabasa and Qansaxlay IDP sites. There are only 2 IDP sites in Doolow town hosting 10,320 Households or 60,459 individuals. Compared to the previous site verification carried out in September 2019, there has been an increase of 9,249 individuals in the two IDP sites.

**Flooding assessment (blocks)**



**Demographic data of IDPs living in Doolow**

- 2 Verified IDP Sites
- hosting 10,320 Households
- hosting 60,459 Individuals



**People living with disability**

Using the Washington Group Disability Questions, statistics of people living with disabilities were derived

**820 (1.4%)**  
people living with disability

- 299 have difficulty with seeing (even wearing glasses)
- 170 have difficulty with hearing (even using a hearing aid)
- 49 have difficulty with communicating and/or understanding (comprehending)
- 247 have difficulty with walking and/or climbing stairs
- 55 have difficulty with dressing and/or washing

For more information please contact the CCCM Cluster Coordination Team

**Benjamin Conner**  
<bconner@iom.int>

**Hassan Abdi Yarow**  
<yarowh@unhcr.org>