

2018-19-20 Key figures

4290

New Applications
in 2020

12K

New Applications
in 2019

10K

New Applications
in 2018

27

Recognized
Refugees in 2020

51

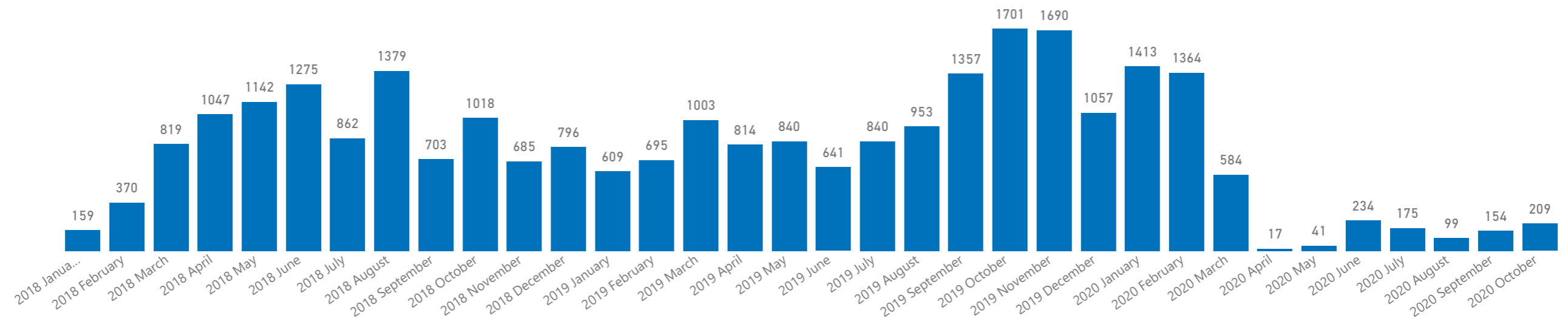
Recognized
Refugees in 2019

85

Recognized
Refugees in 2018

Monthly applications since 2018

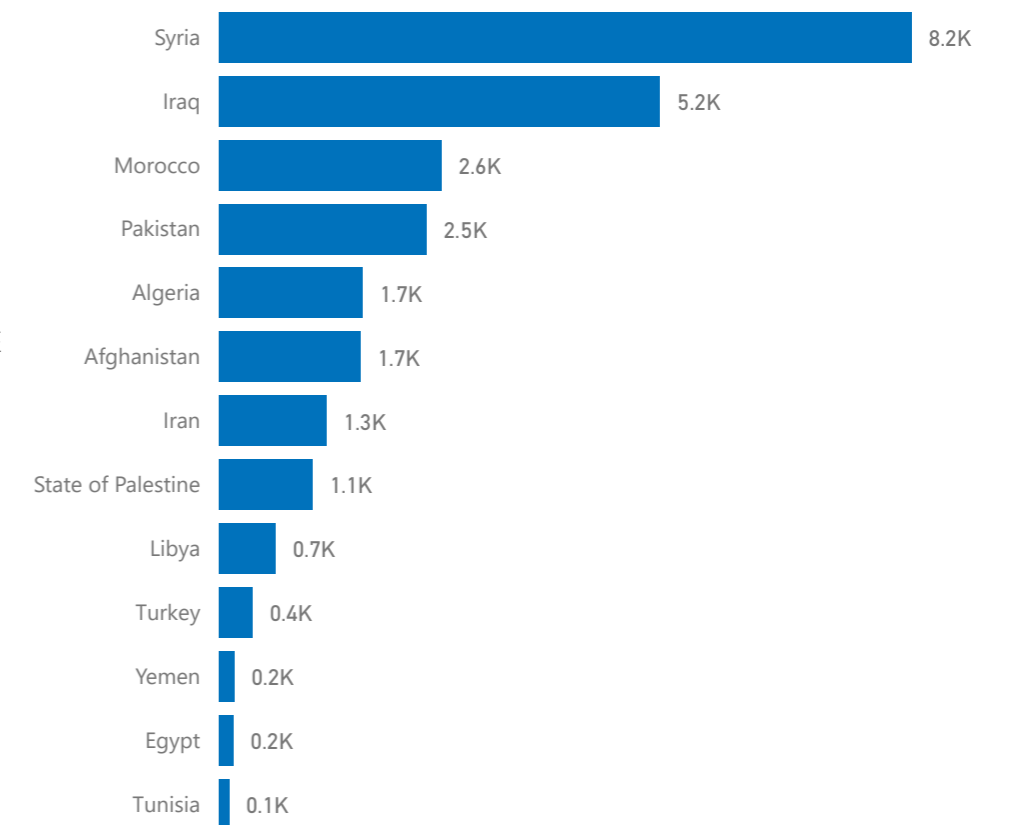
Applications by Year and Month



Summary of key trends observed

- In October, 5,611 persons in mixed movements arrived in the region, which is 26% lower than in September (7,532). October usually marks the decrease in the flow of mixed movements due to winter and harsh cold temperatures in the region.
- This month, 209 persons filed an asylum application (compared to 154 in September). Only 10 % of the expressed intentions to seek asylum were formalized into actual asylum claims.. Overall, since January 2020, 4,289 asylum applications have been lodged in the region.
- In October, 8 new positive first-instance decisions (6 refugee status and 2 subsidiary protection status) were handed. In 2020, 27 persons have been granted refugee status and 39 persons subsidiary protection status, while 146 applications were rejected. In addition, 2,314 submissions were closed after the applicants absconded the asylum procedure. In October, the authorities in the SEE region conducted 48 interviews (total of 237 for 2020). This year the average number of interviews conducted monthly is 26, which is lower in comparison with the 2019 average (34.5 per month).
- At the end of October, 785 decisions were still pending (5.6% more than in September (741)).
- In 2020, 12% (497) of all applications have been submitted by women and 21% (873) by children, including 124 unaccompanied and separated children (UASC) (14.2% of the children in total). The trends in October show an increase in the number of of single men in the mixed movements.

Applications since 2018 by country of origin



Kosovo*: Designations of Kosovo* are without prejudice to positions on status, and are in line with the United Nations Security Council Resolution 1244 (1999). Data source: SEE Regional Asylum Statistics and UNHCR data available at <https://popstats.unhcr.org>. For further information or any questions concerning this factsheet please contact: Gabriel MATHIEU, mathieu@unhcr.org. In most cases, data for this factsheet is provided by country level governmental institutions. Retroactive changes in data may occur.

1 - the figure has been revised



2020

Key figures

4290

New Applications of which:

124

Unaccompanied or separated children*

27

Recognized Refugees

39

Subsidiary Protection

146

Rejected

2314

Closed cases

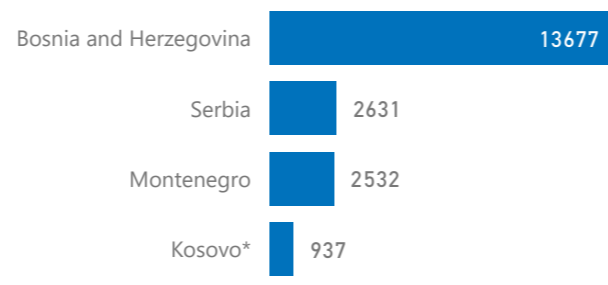
*disaggregated figures by age/gender are not always available

New Applications Regional Trends

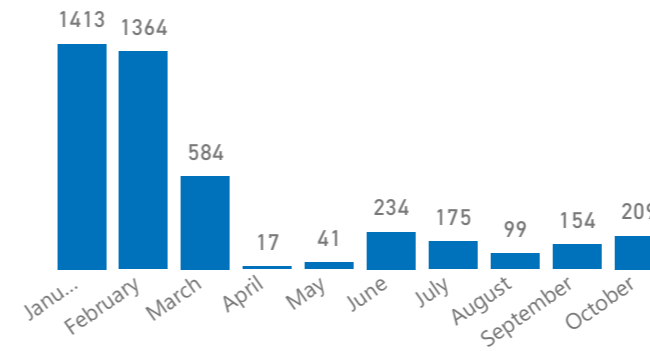
Total New Asylum Applications by Country of Asylum



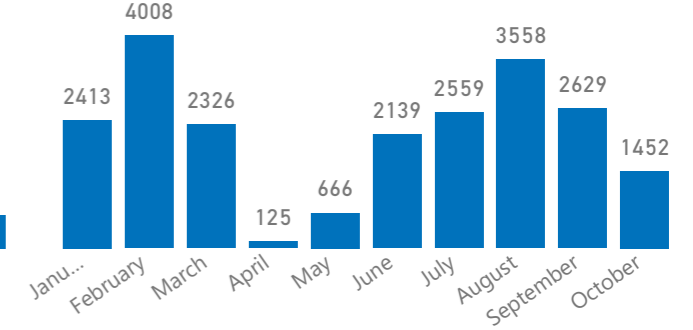
Total Asylum Intentions by Country of Asylum



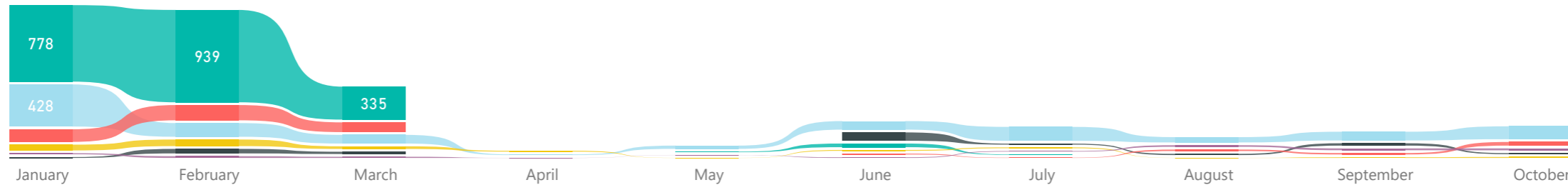
Total New Asylum Applications by Month



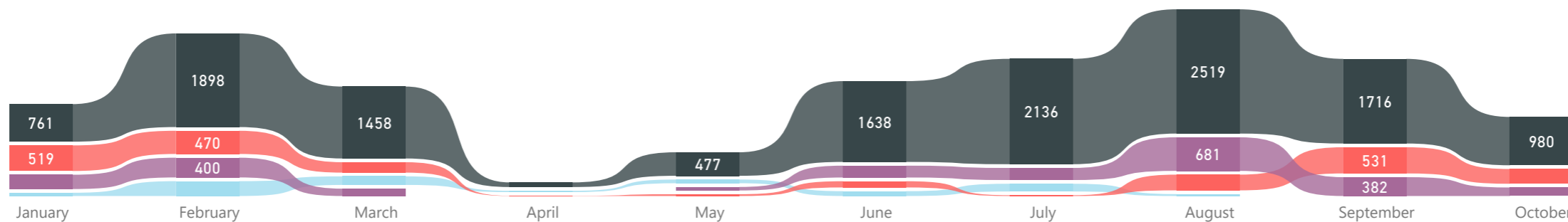
Total New Asylum Intentions by Month



New Asylum Applications by Month and Country of Asylum

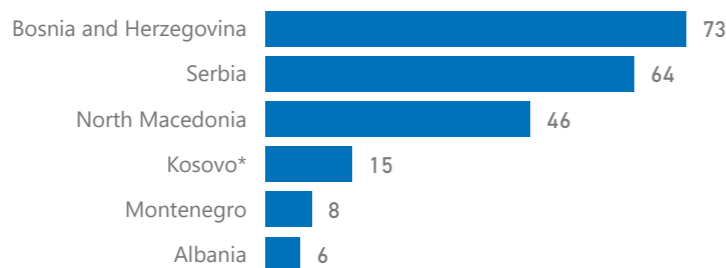


New Asylum Intentions by Month and Country of Asylum

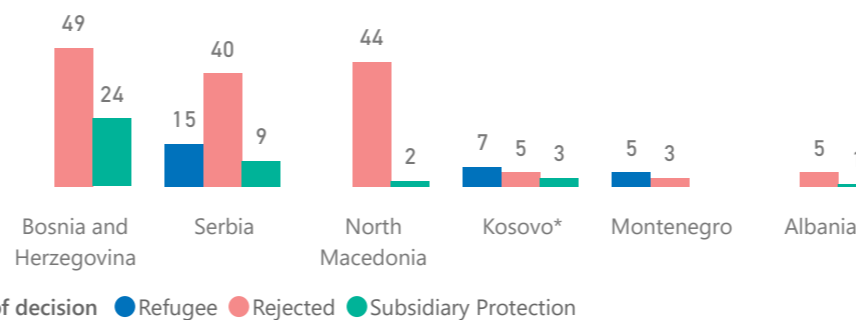


First Instance Decisions Trends

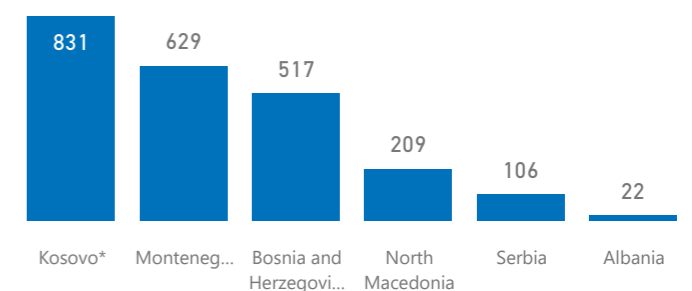
Total Decisions by Country of Asylum



First instance Decisions by Type and Country



Total Otherwise Closed Applications by Country



Kosovo*: Designations of Kosovo* are without prejudice to positions on status, and are in line with the United Nations Security Council Resolution 1244 (1999).

Data source: SEE Regional Asylum Statistics and UNHCR data available at <https://popstats.unhcr.org>. For further information or any questions concerning this factsheet please contact: Gabriel Mathieu, mathieu@unhcr.org

In most cases, data for this factsheet is provided by country level governmental institutions. Retroactive changes in data may occur.

October
2020
Key figures*

209
New Applications

14
Women

33
Children
including:

12
Unaccompanied
or separated
child(ren)

785
Pending opened
asylum
applications

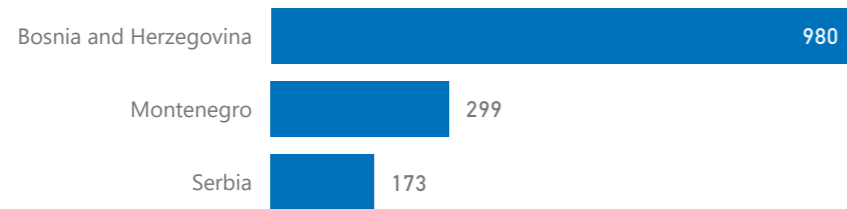
*disaggregated figures
by age/gender are not
always available

Monthly New Applications

Monthly New Asylum Applications by Country of Asylum

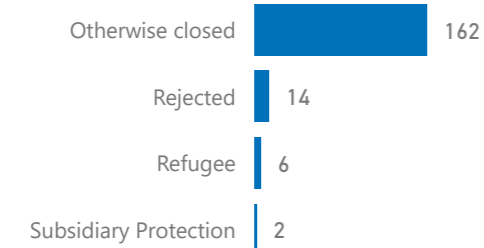


Monthly New Intentions to Seek Asylum by Reporting Country



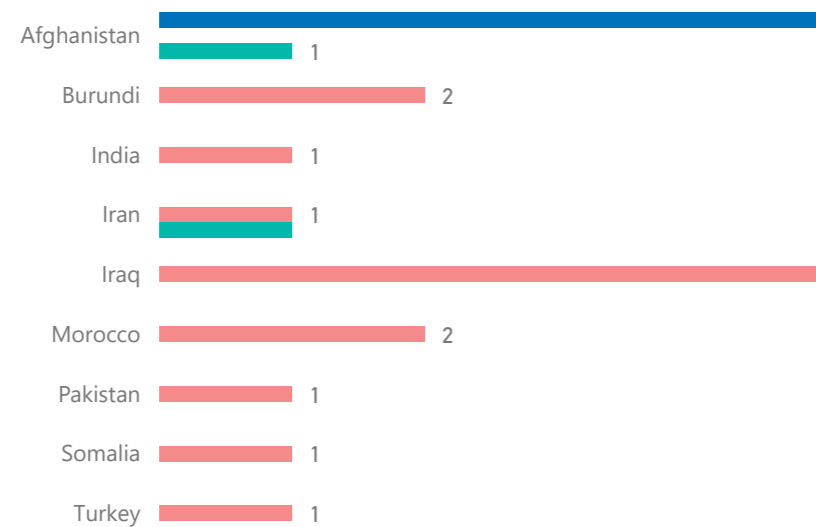
Monthly First Instance Decisions

Monthly Decisions by Type of Decision

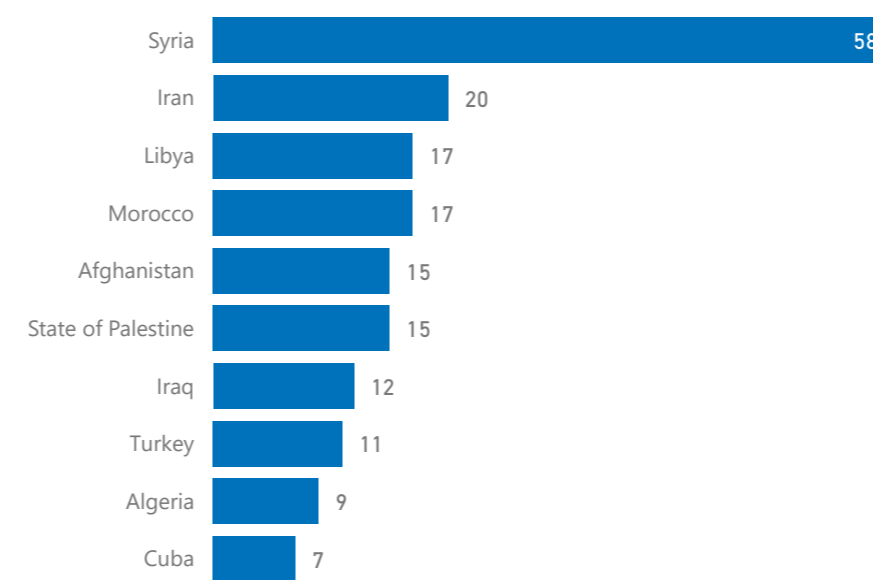


Monthly Type of Decisions by Nationality

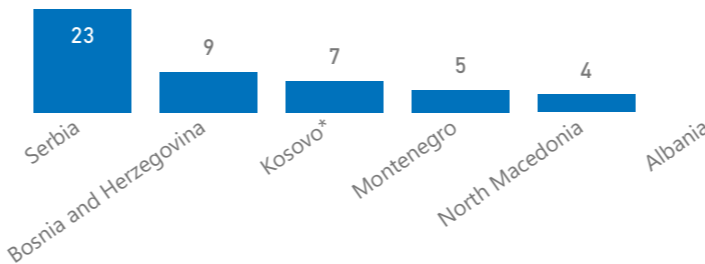
Type of decision ● Refugee ● Rejected ● Subsidiary Protection



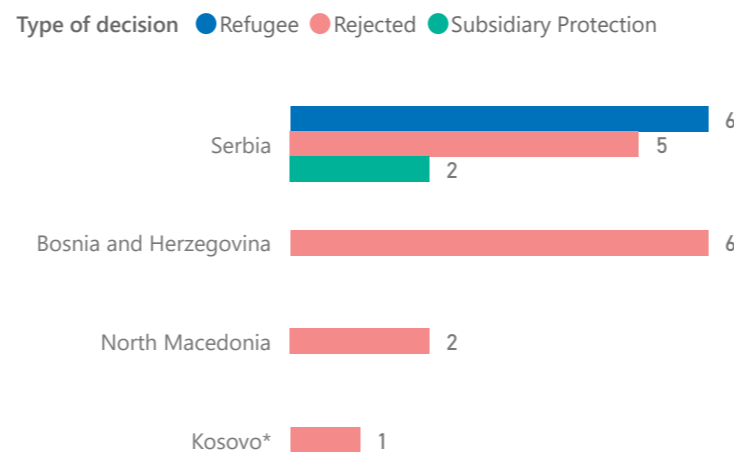
Monthly New Asylum Applications by Country of Origin (Top 10)



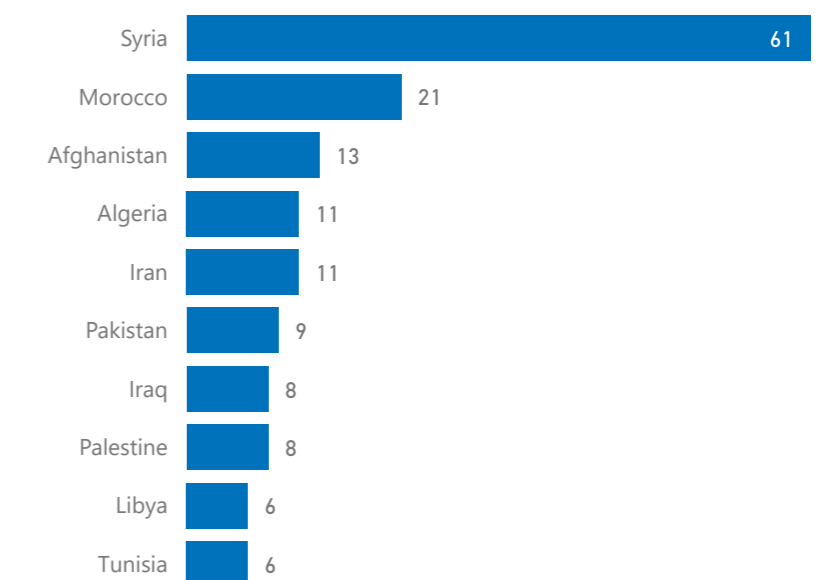
Monthly Interviews by Country of Asylum



Monthly Decisions by Country of Asylum and Type of Decision



Monthly Otherwise Closed Applications by Nationality (Top 10)

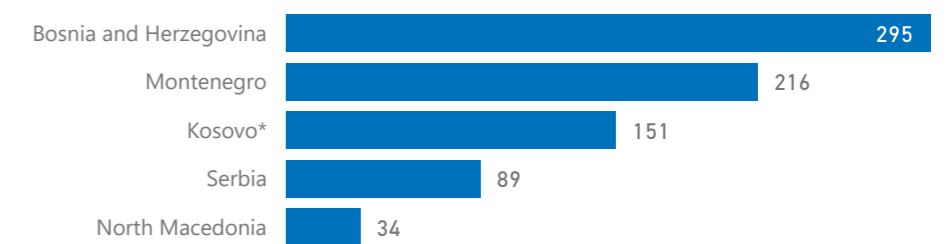


Average Length of Procedure (days) by Country

between application and decision

Kosovo*	180
Bosnia and Herzegovina	234
Montenegro	276

Total Pending Asylum Applications by Country of Asylum



Albania has not provided any pending cases information for August

Kosovo*: Designations of Kosovo* are without prejudice to positions on status, and are in line with the United Nations Security Council Resolution 1244 (1999).

Data source: SEE Regional Asylum Statistics and UNHCR data available at <https://popstats.unhcr.org>. For further information or any questions concerning this factsheet please contact: Gabriel MATHIEU, mathieu@unhcr.org

In most cases, data for this factsheet is provided by country level governmental institutions. Retroactive changes in data may occur.