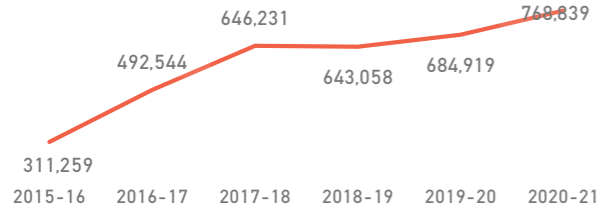


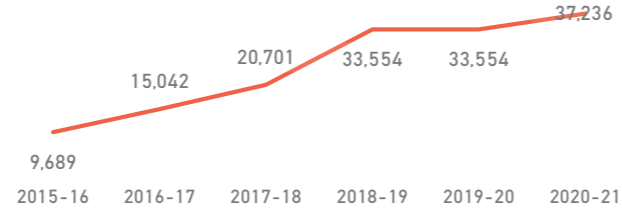


## STATISTICS OF EDUCATION OPPURTUNITIES PROVIDED TO SYRIAN STUDENTS UNDER TEMPORARY PROTECTION

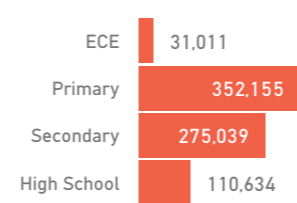
### Enrolment in Formal Education



### Enrolment in Higher Education



### Breakdown by Level



## OBJECTIVE 1: INCREASE ACCESS TO FORMAL, NON-FORMAL AND INFORMAL EDUCATION PROGRAMMES

# 58,204

# of children enrolled in all forms...  
early childhood education

97%

# 768,839

# of children enrolled in formal  
education

100%

# 12,926

# of children provided with  
accredited non-formal education

21% 79%

# 2,828

# of students receiving higher  
education scholarships

100%

# 6,673

# of adults enrolled in Turkish  
language programmes

91%

## OBJECTIVE 1: ADDRESSING ECONOMIC BARRIERS TO FACILITATE EDUCATIONAL PARTICIPATION

# 671,274

# of children benefiting from  
conditional cash transfer for  
education

100%

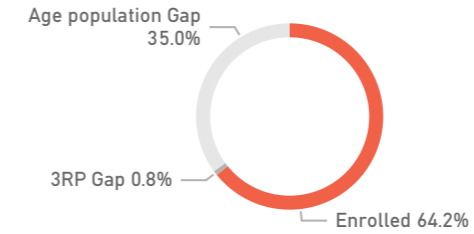
# 5,819

# of refugee children provided with  
transportation to school

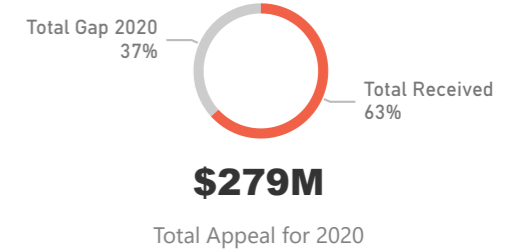
62% 38%

## SECTOR STATISTICS

### Gross Enrolment Rate for Formal Education



### Education 3RP Funding Figures



## OBJECTIVE 2: ENHANCE THE QUALITY OF EDUCATION OPPORTUNITIES

# 12,246

# of teachers and education  
personnel provided with incentives

98%

### SUPPORTING ACTIVITIES TO

### ENHANCE ACCESS TO EDUCATION AND IMPROVE EDUCATIONAL QUALITY

# 145,445

# of persons provided with  
information on education  
opportunities

Legend

● % of 3RP Progress ● % of Gap against 3RP Targets

Sources: MoNE, YOK, ActivityInfo, Education Sector