Child-Friendly Site Checklist:

Prioritizing Actions for Children in Open Accommodation Sites

Consolidated Progress Report

May-August 2019
Greece

Participating Sites: Alexandria, Andravida, Doliana, Drama, Elefsina, Filippiada, Kato Milia, Katsikas, Kavala, Koutsochero, Lagadikia, Lavrio, Malakasa, Nea Kavala,Oinofyta, Ritsona, Serres, Skaramagas, Thiva, Veria, Volos, Volvi

Funded by the Asylum, Migration and Integration Fund of the European Union

IOM UN MIGRATION

unicef

Child-Friendly Site Checklist: Prioritizing Actions for Children in Open Accommodation Sites

Child Protection Sub Working Group

Galit Wolfensohn, 27 November, 2019

unicef

AGENDA

1. OVERVIEW
2. CHECKLIST TOOL
3. NATIONAL ROLL OUT
4. RESULTS & NEXT STEPS

OVERVIEW

Project: "AMIF Emergency Assistance: Improving the Greek Reception System through Site Management Support and Targeted Interventions in Long-Term Accommodation Sites" UNICEF in partnership with IOM: Jan-December 2019

UNICEF "will provide technical support on child protection to actors across 26 open accommodation sites including:

- promoting protection standards,
- providing capacity building support,
- assist in harmonizing tools,
- facilitate the exchange of best practices related to child protection."

SMS project launched January 2019; February, UNICEF facilitated– *IOM, UNICEF, DRC, ASB, European Expression, Solidarity Now, TdH, GCR* – meeting of SMS and CP operational actors in sites *agreed to the idea of a Child Friendly Site and a Checklist Tool to support*

WHAT DO WE MEAN BY CHILD FRIENDLY SITE?

(INFORMED BY UNICEF'S GLOBAL WORK ON CHILD FRIENDLY CITIES)

A child-friendly site is one where every child and young person:

- ✓ Is protected from exploitation, violence and abuse
- ✓ Is healthy and cared for and has a fair chance in life
- ✓ Has access to quality essential social services including protection and inclusive and participatory education
- ✓ Has their voice, needs and priorities heard and considered in decisions that affect them
- ✓ Lives in a safe, secure and clean environment with access to green spaces
- ✓ Has opportunities to enjoy family, cultural and community life, as well as play and leisure
- ✓ Has opportunities to build their resilience and life skills and engage in activities that promote social integration
- ✓ Is valued, respected and treated fairly within their communities and by authorities

WHY A CHECKLIST?

- ✓ Promote standardized approach to child protection across sites (based on minimum standards UNICEF responsibility)
- ✓ Promote shared understanding of minimum standards needed to keep children safe
- ✓ Identify strengths and gaps for children in sites
- ✓ facilitate site-level discussion to prioritize follow up actions (who will do what by when)
- ✓ Identify solutions at local level & those actions needing external support
- ✓ Establish a base line and track progress
- ✓ help national actors identify common support needs across sites so they can target interventions efficiently and in a harmonized manner,
- ✓ help site-level & national actors track the evolution of child-friendly sites over time

THE CHECKLIST IS NOT….

- ✓The checklist is NOT a monitoring tool
- ✓The checklist is NOT designed to provide detailed program guidance
- ✓The checklist responses will NOT be used to judge or sanction sites

THE CHECKLIST IS….

- ✓The checklist IS a tool that can help generate discussion and promote a shared vision for child-friendly sites
- ✓The checklist IS a tool that can help site-level actors identify and agree on priority actions to improve conditions for refugee and migrant children
- ✓The checklist IS a tool to help site-level actors to communicate actions requiring external support

CHILD FRIENDLY CHECKLIST - 7 PILLARS

I. Safety and Security

II. Monitoring mechanisms

III. Protection from violence, exploitation and abuse

IV. Access to minimum package of services

V. Access to clean and green communal spaces

VI. Opportunities for community and child participation

VII. Resilience building and social inclusion

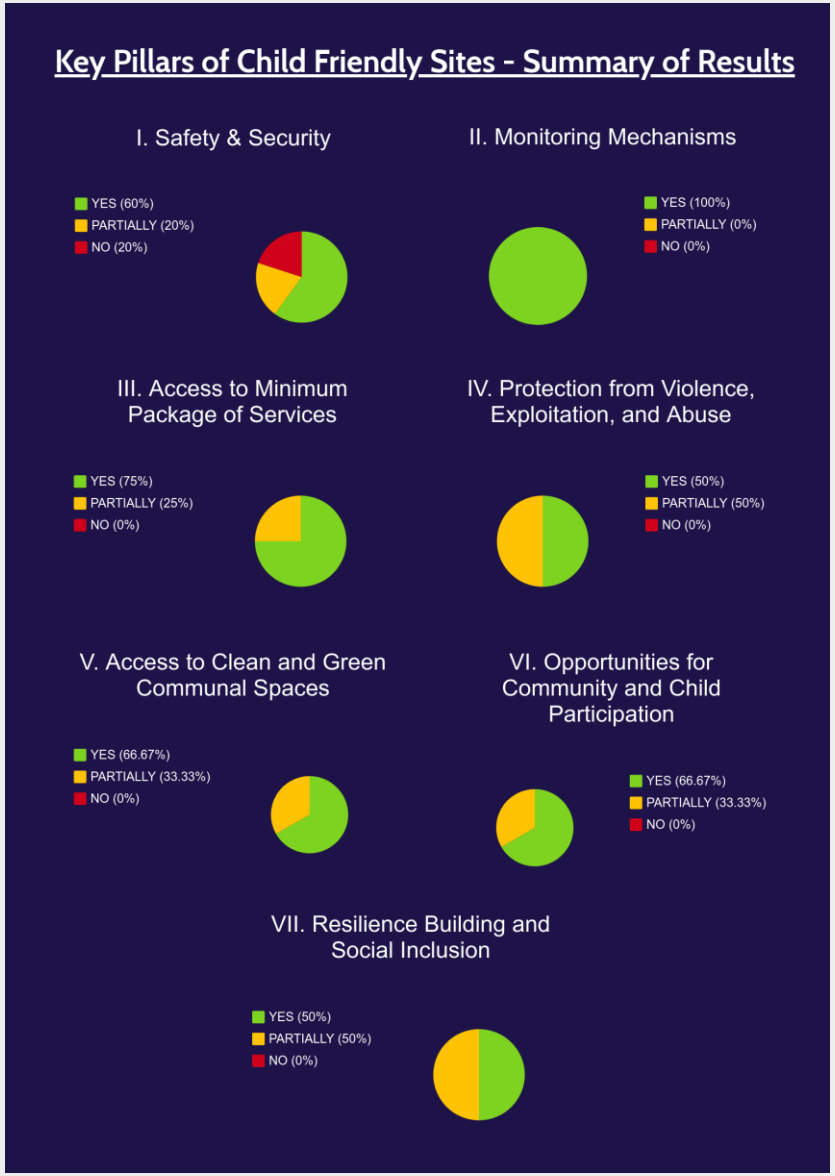

ANNEX 1

TOWARDS A CHILD-FRIENDLY SITE – CHECKLIST FOR PROFESSIONALS

General Information

Site Name/Location:
Focal Point (Name/Title/Actor/Contact Details):
Contributing actors (please list all actors who participated in checklist exercise):
Date of completion:

What actions need to be taken for sites to be child-friendly?

I. Are children safe and secure, including safe from physical dangers and hazards in the site?	Yes	No	Partially	Comments/Status
a. There is a **24/7 security presence** on site				
b. **Entry and exit to site is regulated** (e.g. check in, check out mechanisms; only people with appropriate permission can enter; etc.)				
c. There is an emergency preparedness and/or emergency evacuation plan on site and children and adults are aware of/have been trained on it				
d. **A safety mapping** is conducted on a regular basis with the involvement of the community (including children) and risks and hazards are responded to in a timely manner (e.g. safety mapping should visually capture local knowledge and social perceptions about risk and safety in the site, indicating places of significance and where community members feel safe. Often the process of making the map is just as important as the information the map contains				
e. Children and adults have **access to basic emergency response services 24/7** (e.g. including police, fire, ambulance) and an **emergency protocol** is in place (e.g. the protocol should outline steps to take in case of an emergency)				
f. **Physical hazards** and dangers in and around the sites are **regularly identified and timely action is taken** to remove them or to reduce risk. (E.g. Hazards may include debris, loose electrical wires, open sewage, holes, broken glass. For sites located near highways, measures put in place to reduce unsupervised children on the road and related risk of accident)				
g. Areas frequently used by women and children (including toilets, water points, health services, community services), are **well lit, safe and accessible** (E.g. lighting, locks on latrines, separated, clean based on hygiene standards, accessible for children with disabilities)				
h. **Accommodation** and other spaces for UAC, or other vulnerable children are **secure** (E.g. lighting, locks on doors, located near security personnel, entry permitted to authorized people etc.)				
i. **Information about site security** and management, and about any hazards/risks in the site, is provided to children and adults, including by clearly posting emergency phone numbers and names of security focal points				
j. **Local authorities (including police, civil protection, and the municipality) are informed** about security incidents, risks, or hazards in the site in a timely manner in line with of mandate and responsibilities				

II. Are mechanisms in place to regularly monitor the situation of children in the site?	Yes	No	Partially	Comments/Status
a. There is a **Protection and/or Child Rights Focal Point** assigned in the site management structure. (E.g. the focal point is responsible for: receiving concerns and responding to child protection issues identified in the site including referring child-protection concerns arising in the site to relevant actors; representing children's issues, ideas and concerns in site planning and decision-making; advocating for safe child-focused, accessible, services and activities)				
b. The rights and needs of children are a standing agenda item in the regular protection and/or broader site-level **coordination meetings**				
c. Children with **specific vulnerabilities are identified** in the site (E.g. This can include through population registration exercises, profiling of vulnerable children and families, protection vulnerability assessments, etc.).				
d. There is a **mechanism in place to identify and respond to protection and security concerns** in a timely manner (e.g. regular protection monitoring)				
e. Actors on site **share relevant information about children at risk with** the public prosecutors for minors, police or other **authorities as relevant**, in a timely manner and in line with the requirements of national legislation.				

CHECKLIST MEETINGS

Child-Friendly Checklist rolled out in **22 Sites** from **May-August 2019**

Site-level meetings held with key stakeholders to complete checklist & develop action plan: *SMS, protection & child protection, camp management, state authorities (including in some sites EODY, RIC, RECs, and OAED), volunteer organizations, and UN*

Results based on **self-assessment**

Consolidated report provides:

- overview of what **child-friendly measures are in place** per site
- site-level **action plans** to address priority gaps

SITE-LEVEL REPORTS

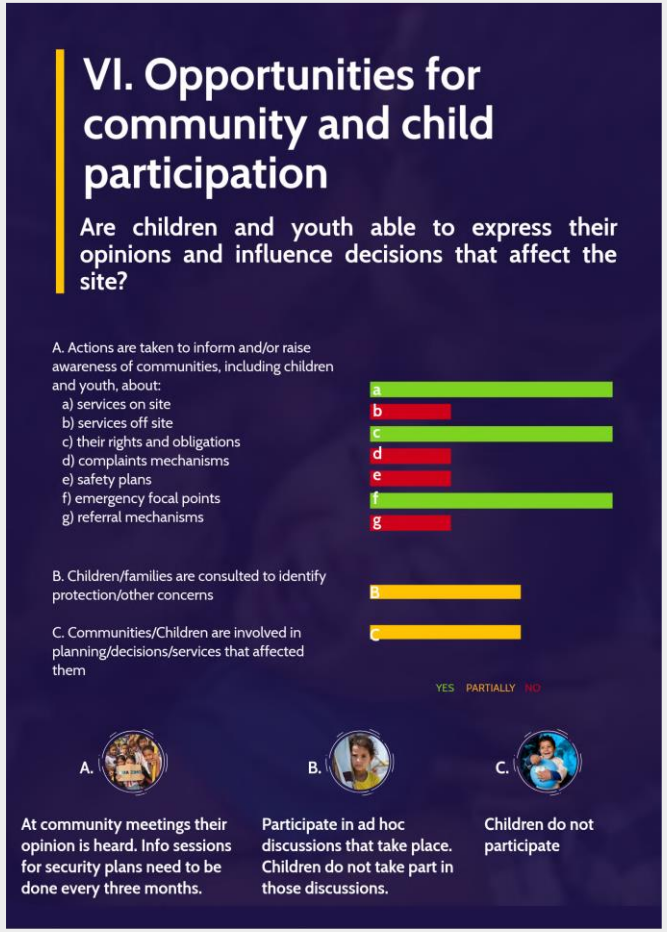

Child-Friendly Site - Priority Action Plan

[redacted]

Priority Action	Key Steps	Lead Actor	Timeline	Notes/Status & External Support Needs if any
1. Child related issues to be presented consistently in the Agenda of the Protection Meeting	A To be discussed with the actors in the next meeting B Feedback of the Checklist to the Protection Meeting	DRC, TdH	22nd of July	-
2 . Safety	A Share evacuation plan with all actors B Evacuation protocol/clarify roles and responsibilities of authorities (Navy, MoM etc) C Information sharing with the communities via info groups, leaflets, service mapping, posters	DRC	By end of September	-
3 Community participation	A Focus group discussion with children and adolescents	DRC cooperation with Tdh	By mid-September	-
4 Green spaces	A Repair the playground so that is made more secure for children's physical health			
5 Access to Services	A Service mapping displayed in visible places in the camp for PoCs to be able to be informed on where to go to ask for support	DRC	By end of September	-

CONSOLIDATED REPORT

- Majority sites reported mechanisms are in place to coordinate & monitor situation of children & that children have access to minimum package of services on or near sites

- Majority of sites reported mechanisms are partially in place to ensure safety & security and to protect children from violence and can be improved

- Variance among sites regarding: children's access to clean & green communal spaces, availability of community & child participation mechanisms & resilience building & social inclusion interventions.

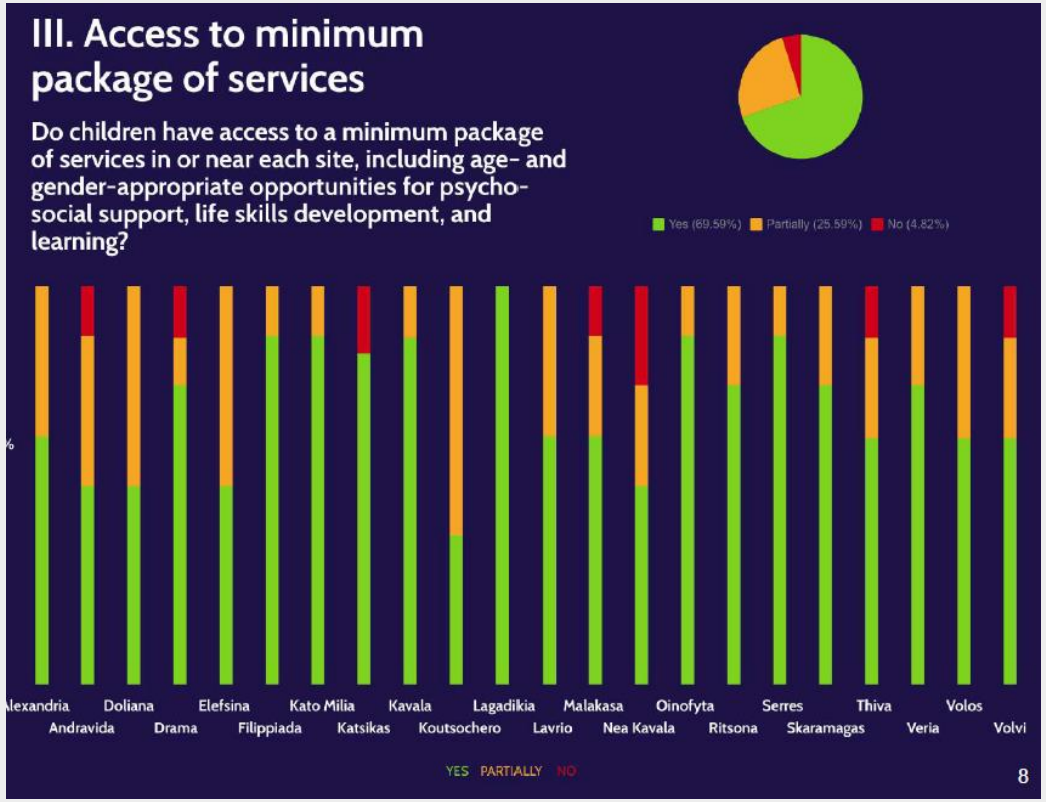

FREQUENCY OF PRIORITY ACTIONS

Percentage of all **priority actions** ranked in order of frequency:

- **34%** **Safety and Security**
- **26%** **Protection from violence, exploitation and abuse**
- **14%** **Access to minimum package of services**
- **12%** **Access to clean and green communal spaces**
- **11%** **Opportunities for community and child participation**
- **2%** **Resilience building and social inclusion**
- **1%** **Monitoring mechanisms**

I. SAFETY & SECURITY – JOINT ACTIONS

(Site level actions: security/safety, evacuation plans for PoCs and staff, signage)

Advocacy

- Enhance security presence
- Ensure evacuation planning for POCs
- Signage to reduce hazards (e.g. children walking to school)

Capacity building

- Safety audits (tools and training)

III. ACCESS TO MINIMUM PACKAGE OF SERVICES –JOINT ACTIONS

(Site level actions: transportation, CWC on services, PWSN, Health, interpreters, space)

Advocacy

- Access to public transportation
- Access to health services/pediatricians/AMKA
- Ensuring space for services (e.g. case management; counseling)

Assessments

- Child health needs assessment
- Accessibility needs assessment

IV. PROTECTION FROM VIOLENCE & ABUSE – JOINT ACTIONS

(Site level actions: Staff training on Child Safeguarding; PSEA; referral pathways; parenting sessions).

Capacity Building

- Training on Child Protection & Child Safeguarding
- Feedback and complaints mechanisms
- Referral pathways CWC materials on
- Interagency information sharing protocol template/ guidance
- Parenting sessions (tools, training, guides)

Assessments

- Document good practices on parenting sessions -

V. ACCESS TO CLEAN & GREEN COMMUNAL SPACES – JOINT ACTIONS

(Site level actions: Communal Spaces/Recreation, clean up, green spaces).

Advocacy

- Promote community projects (e.g. to renovate communal space; greening projects – link to skills building/employability/social cohesion)

Assessment:

- Map/identify sites with potential communal areas in or next to sites
- Document good practices on clean and green spaces

VI. COMMUNITY & CHILD PARTICIPATION - JOINT ACTIONS

(Site level actions: Community Participation – consultation focused)

Capacity building

- Participatory approaches to working with children & communities (trainings, guides, coaching).

Assessment

- Document and share good practices on youth groups, feedback mechanisms, community meetings

VII. RESILIENCE BUILDING & SOCIAL INCLUSION – JOINT ACTIONS

(Site level actions: CWC services off site; community participation)

Advocacy

- Promote engagement with local authorities to build links between actors on site and host community.

Capacity Building

- Provide guidance to site actors about resilience and social inclusion approaches including through training, facilitators guides.

Assessment

- Document and share good practices on self-organized initiatives

NEXT STEPS….

Nov-Dec 2019:

- ✓ Presentation to FP, SMS Committee,
- ✓ Follow up on Site level Action Plans

Jan-Feb 2020:

- ✓ Checklist Round Two: National Roll out

THANK YOU