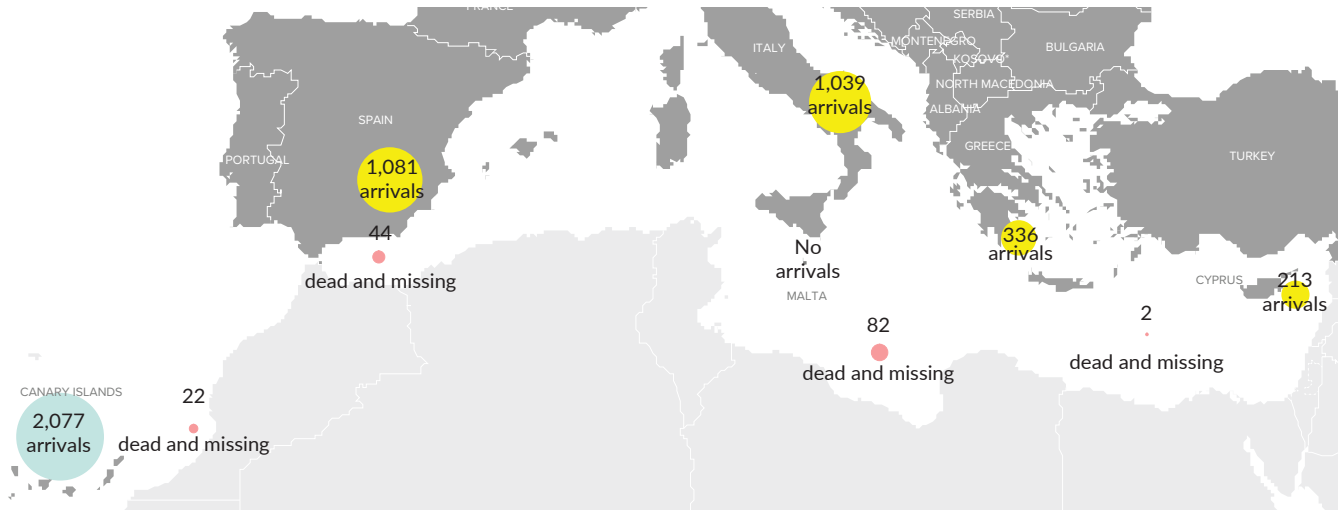


# EUROPE SITUATIONS: DATA AND TRENDS

## ARRIVALS AND DISPLACED POPULATIONS

### FIGURES as of 31 JANUARY 2021



Includes Serbia and Kosovo (S/RES/1244 [1999]). The boundaries and names shown, and the designations used on this map do not imply official endorsement or acceptance by the United Nations.

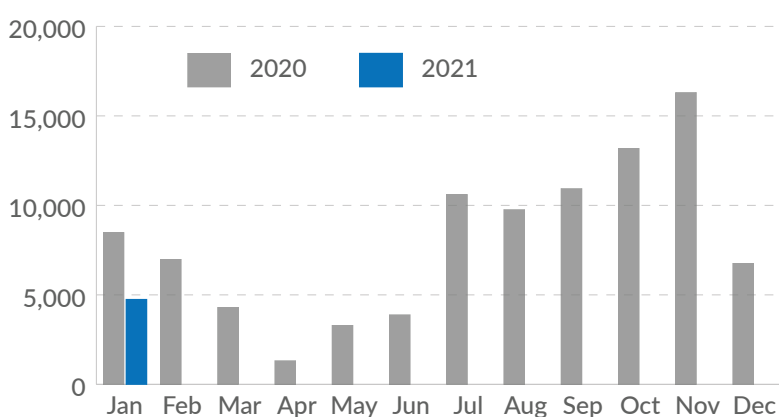
### CUMULATIVE FIGURES (1 JANUARY - 31 JANUARY 2021)

**4,746** estimated arrivals

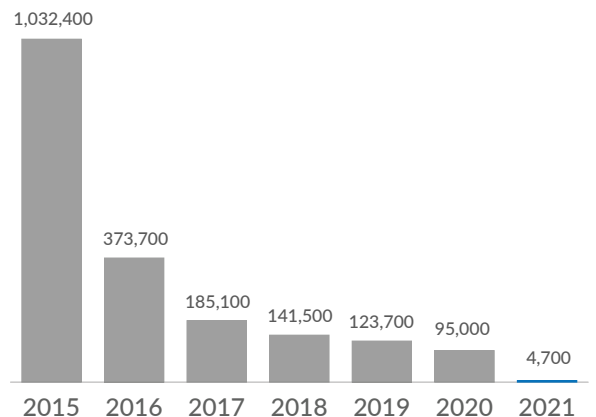
**150** estimated dead and missing<sup>1</sup>

CANARY ISLANDS ROUTE <sup>2</sup>	WESTERN MEDITERRANEAN ROUTE <sup>3</sup>	CENTRAL MEDITERRANEAN ROUTE <sup>4</sup>	EASTERN MEDITERRANEAN ROUTE <sup>5</sup>
2,077 arrivals	1,081 arrivals, of which	1,039 arrivals	549 arrivals, of which
no arrivals by land	166 by land	no arrivals by land	150 by land
22 dead and missing	44 dead and missing	82 dead and missing	2 dead and missing

Total Monthly Arrivals through the Mediterranean routes and the Canary Islands route



Yearly arrivals (rounded)



<sup>1</sup> Dead and missing figures refer to the Mediterranean and Canary Islands routes. Information is compiled from a variety of sources, the quality and reliability of which can vary. While every effort has been made to ensure that all statistical information is verified, figures on dead and missing at sea represent an estimate. Triangulation of information and sources is performed on a continuous basis. Therefore amendments in figures may occur, including retroactively. In November 2020, the estimates of dead and missing along the Canary Islands route have been revised downward as new information has become available.

<sup>2</sup> Includes sea arrivals in Canary Islands (Spain) via the Atlantic Ocean.

<sup>3</sup> Includes sea and land arrivals in Spain via the Western Mediterranean route.

<sup>4</sup> Includes sea arrivals in Italy and Malta.

<sup>5</sup> Includes sea and land arrivals in Greece and sea arrivals in Cyprus.

## ARRIVALS TO EUROPE

**44%**

Estimated decrease in arrivals in Europe via the **Mediterranean** and **Canary Islands** routes in January 2021 vs. January 2020

In January 2021, some 4,700 refugees and migrants arrived in Europe via the Mediterranean and the Canary Islands routes, a 44% decrease compared to January 2020. Spain received 67% of all arrivals in Europe this month, through both the Canary Islands route and the Western Mediterranean route.

Despite recording the highest number of arrivals in Europe in January 2021, Spain received 31% fewer arrivals compared to the same period last year. This month, over 2,000 people arrived in the Canary Islands (representing 64% of all arrivals to Spain), despite the winter weather and after a long and especially dangerous journey by sea.

Just over 1,000 refugees and migrants arrived in Italy by sea, a 22% decrease compared to January 2020, with most having departed from Libya. Most arrivals from Libya had been rescued by NGOs, in contrast to recent months when most had been rescued by Italian authorities after reaching Italian waters. Eritreans, Guineans and Ivorians were the primary nationality groups arriving in Italy this month. Many Eritreans who met with UNHCR staff upon disembarkation in Italy reported harrowing

experiences during their time in Libya.

Some 340 refugees and migrants arrived in Greece this month by both land and sea routes, a significant decrease compared to the almost 4,000 who arrived in January 2020. The lower numbers of arrivals in recent months continue in a context of frequent reports of alleged pushbacks at Greece's land and sea borders.

**i** For more information please visit <https://data2.unhcr.org/en/situations/mediterranean>

## SOUTH EASTERN EUROPE<sup>6</sup>

In January 2021, 1,467 persons arrived in or transited through the subregion as part of mixed movements, a 9% decrease compared to December 2020 (1,701) and a 60% decrease compared to January 2020 (3,639).

This month, 113 persons submitted an asylum application across all countries in the subregion, a 37% decrease compared to December 2020. Of these, 26% were Syrians, 18% Moroccans, 16% Afghans, 8% Iranians and 5.3% Pakistanis. Some 18% of asylum applications were lodged by children, most of whom (54%) are unaccompanied or separated.

Twenty-one asylum interviews were conducted across the subregion in January 2021. No positive first-instance decisions (refugee status or subsidiary protection status) were issued, while 11 applications were rejected and 115 were closed as the applicants were no longer present in the country of application.

**i** For more information please visit <http://data2.unhcr.org/en/situations/southeasterneurope>

## OTHER SITUATIONS

### Turkey

Refugees<sup>7</sup> **3.6 million**  
Asylum-seekers<sup>7</sup> **328,000**

% of Syrians among the refugees **92%**

**i** For more information, please see the [UNHCR Turkey Operational Update January 2021](#)

### Ukraine

Internally displaced persons<sup>8</sup> **734,000**  
Refugees<sup>9</sup> **2,200**  
Asylum-seekers<sup>10</sup> **2,700**  
Stateless persons<sup>11</sup> **35,700**  
Other persons of concern<sup>12</sup> **1.62 million**

**i** For more information, please see the [UNHCR Ukraine Operational Update January 2021](#)

<sup>6</sup> Includes Albania, Bosnia and Herzegovina, Montenegro, North Macedonia, Serbia and Kosovo (S/RES/1244 [1999]).

<sup>7</sup> UNHCR - [2020 MID-YEAR TRENDS](#).

<sup>8</sup> Residing more permanently in government-controlled areas (GCA). OCHA - [2021 Humanitarian Needs Overview - Ukraine](#), February 2021.

<sup>9</sup> Refugees, including persons with complementary protection, UNHCR, State Migration Service of Ukraine as of 30 June 2020.

<sup>10</sup> UNHCR as of 31 January 2021.

<sup>11</sup> UNHCR, State Migration Service of Ukraine as of 30 June 2020.

<sup>12</sup> Estimated number of vulnerable, conflict-affected persons living along the 'contact line' in government-controlled areas (GCA) and non-government controlled areas (NGCA), Protection Cluster, UNHCR - December 2020.