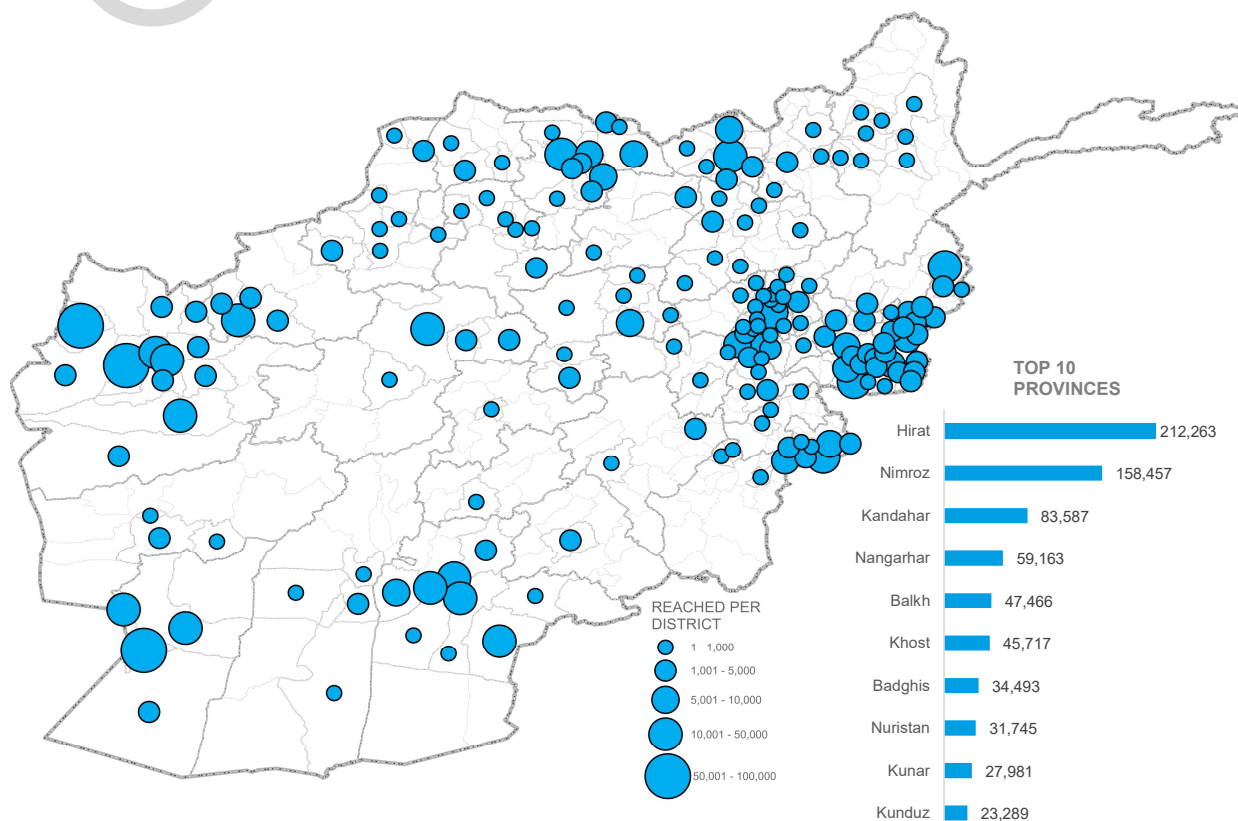




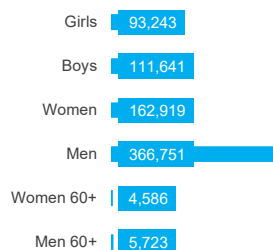
744,863
PEOPLE REACHED

Individuals reached with specialized protection services including child protection, gender-based violence, housing, land and property, and mine action, and with general protection services

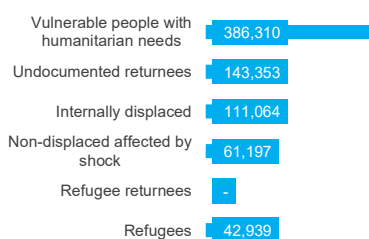


AGE AND GENDER

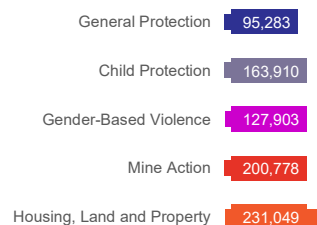
35% of beneficiaries are women and girls, 28% are children



POPULATION GROUPS



SECTORS



REPORTING PARTNERS

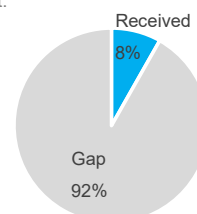
AAA, AAR, ADWSO, AREA, ASCHIANA, ATC, AWEC, CARE, CARITAS-G, CHA, CIC, CRDSA, CWW, DAFA, DDG, DRC, HADAAF, HALO Trust, HealthNet TPO, HELP-DE, HI, HRDA, HRRAC, HTAC, IMC, INTERSOS, IOM, IPSO, IRW, JCSSO, MCPA, MDC, NCA, NRC, OHW, OMAR, OXFAM, RI, SCI, SHPOUL, SOUND, TDH, UN-HABITAT, UNHCR, UNICEF, VOPOFA, WASSA, WC-C, WC-UK, WVI, ZOA.

Protection IMU afgkaimu@unhcr.org

26 April 2021

FUNDING

Overall Requirement:
USD 114.6 M



Source: FTS, Cluster

KEY INDICATORS



GENERAL PROTECTION

of people who were provided with direct and referral assistance



TARGET	REACHED	GAP
300,000	17%	83%

of people benefiting from Community-Based Protection initiatives



2,000,000	1%	99%
-----------	----	-----

of people reached through protection monitoring



600,000	3%	97%
---------	----	-----



CHILD PROTECTION

of children and their caregivers reached with center, mobile and home based activities to improve their mental health and psychosocial well-being following program completion




400,000	13%	87%
---------	-----	-----

of girls and boys who have suffered from grave child rights violations (including former CAAC & children in detention) benefited from social and economic reintegration and life-skill assistance



5,000	13%	87%
-------	-----	-----

of girls and boys at risk, including unaccompanied and separated children, and child survivors of SGBV identified, documented, and received case management services



15,000	3%	97%
--------	----	-----

of people who have been reached by information on COVID-19 and the danger and consequences of hazardous child labor, child marriage, trafficking and other negative coping mechanisms

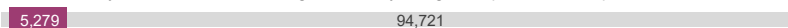


700,000	14%	86%
---------	-----	-----



GENDER-BASED VIOLENCE

of community members mobilized through community dialogues to prevent and respond to GBV



100,000	5%	95%
---------	----	-----

of at-risk IDP, returnee and non-displaced conflict or natural-disaster-affected persons receiving multi-sectoral GBV services (psycho-social, legal, safety, health & case management)



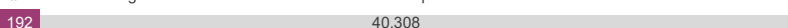
694,933	0.3%	100%
---------	------	------

of women and girls in need reached with dignity kits



493,910	1%	99%
---------	----	-----

of women and girls reached with livelihood and leadership interventions



40,500	0.5%	100%
--------	------	------



MINE ACTION

of direct beneficiaries from the removal of known explosive hazards



289,395	26%	74%
---------	-----	-----

of vulnerable people receiving Explosive Ordnance Risk Education (EORE)



950,261	24%	76%
---------	-----	-----

of conflict-affected people benefitting from Explosive Ordnance Disposal and survey activities



362,848	13%	87%
---------	-----	-----



HOUSING, LAND AND PROPERTY

of individuals receiving information on HLP and LCD rights



183,750	77%	23%
---------	-----	-----

of individuals receiving counselling and/or legal assistance on HLP and LCD rights



47,844	24%	76%
--------	-----	-----

of government, humanitarian and other partners receiving training and/or technical support on HLP



2,750	21%	79%
-------	-----	-----