DEMOCRATIC REPUBLIC OF THE CONGO
Profile of Refugees and Asylum Seekers

(as of 31 May 2021)

536,169
Total number of refugees and asylum seekers
48% Males | 52% Females

520,962
Total number of refugees
48% Males | 52% Females

15,207
Total number of asylum seekers
46% Males | 54% Females

312
Refugee population increase for the month
44% Males | 56% Females

364,742
Total individuals enroled on BIMS
31% Registered with progress only | 69% Registered with fingerprint and/or iris

Refugee Population Monthly Trends py Country of Origin (last 3 month)

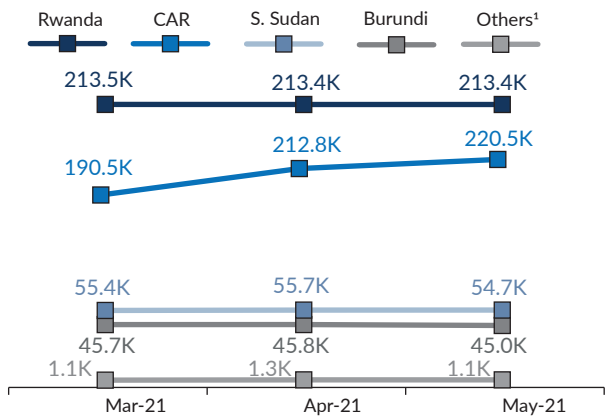

Major Countries of Origin | As of May 2021

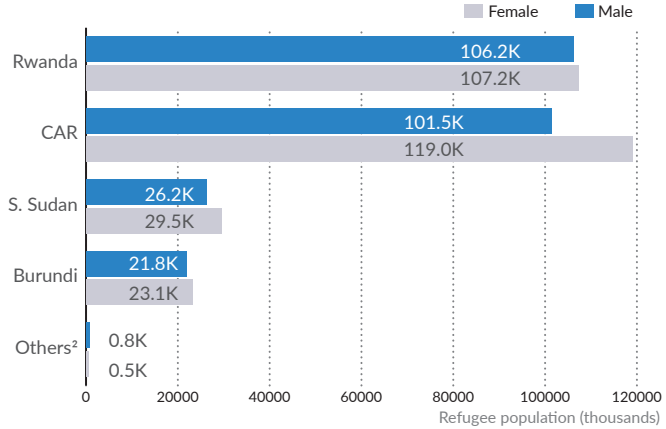

Age and Gender | Total Registered Population

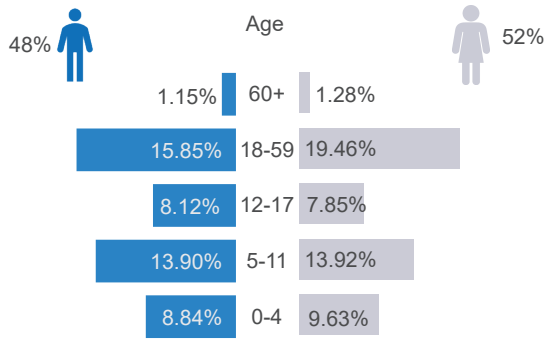

Provinces of Location in DRC | As of May 2021

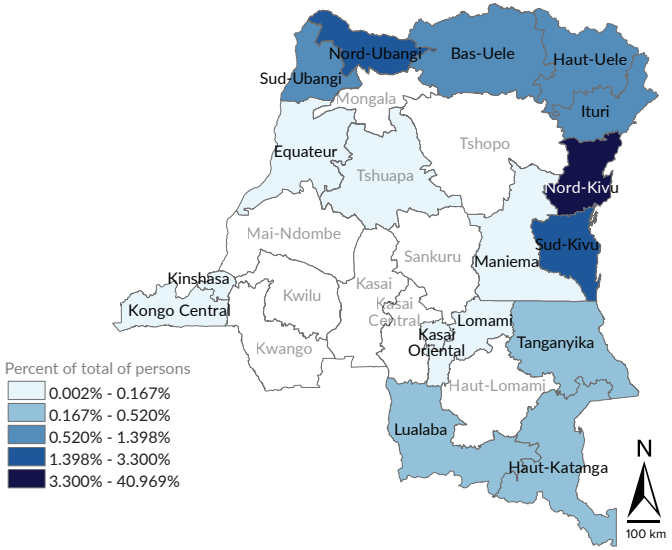

The boundaries and names shown and the designations used on this map do not imply official endorsement or acceptance by the United Nations.

Refugee Population by Province in DRC | As of May 2021

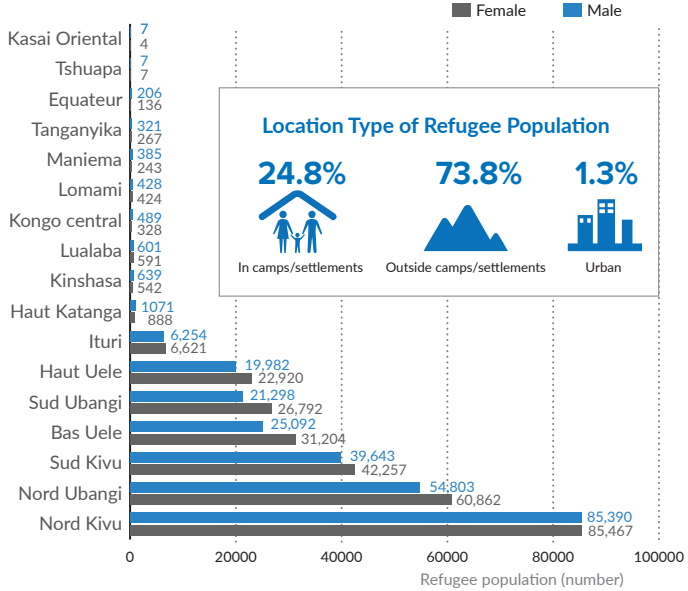

Refugees Repatriated from DRC | Since Year 2018

To Country of origin	2018	2019	2020	2021	Total
Burundi	180	101	1943	2680	4904
CAR	9	3137	2061		5207
Rep. Congo		3	5		8
Rwanda	3053	2136	922	478	6589
Total	**3242**	**5377**	**4931**	**3158**	**16708**

Trend in Repatriation from the DRC | Since Year 2018

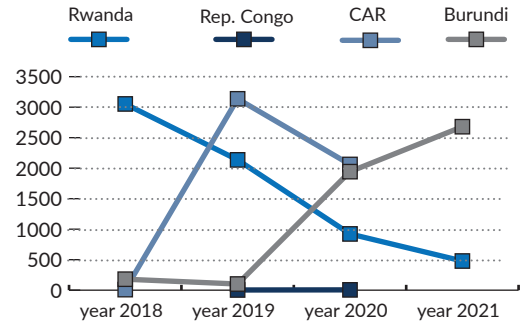

¹Central African Republic

²Others include Republic of Congo, Angola, Sudan, Somalia, Uganda, Ivory Coast, Eritrea, Syria, Liberia, Chad, etc.

Creation date: 31 May 2021 Sources: UNHCR Feedback: - Registration : ahawo@unhcr.org , - Information Management: codkidrcim@unhcr.org