Registered Persons of Concern Refugees and Asylum Seekers in Jordan - IRQ

UNHCR The UN Refugee Agency

Updated date: 8/1/2021

Active Registered Persons Of Concern **66,670**

66,670	100.0%	
0	0.0%	
8,370	12.6%	
39,726	59.6%	
18,574	27.9%	

Age and Gender

Gender	0-4	5-11	12-17	18-35	36-59	60+
Male	701	4,763	4,234	10,945	9,914	3,847
Female	694	4,328	3,854	9,557	9,310	4,523
Total	**1,395**	**9,091**	**8,088**	**20,502**	**19,224**	**8,370**
	2.1%	13.6%	12.1%	30.8%	28.8%	12.6%

Biometric Statistics

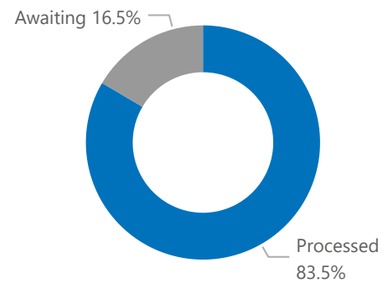

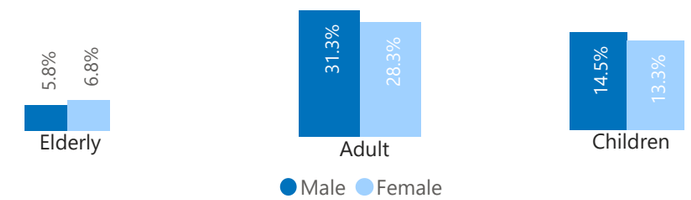

Origin Country

IRQ	66,670	100.0%

Specific Needs

Serious medical condition	10,819	1.4%
Disability	3,702	0.5%
Specific legal and physical protection needs	2,229	0.3%
Woman at risk	2,035	0.3%
Child at risk	1,838	0.2%
Single parent	1,175	0.2%
Older person at risk	984	0.1%
Unaccompanied or separated child	79	0.0%

** An individual can have mre than one specific need*

Individuals with Specific Needs	16,180	2.1%

Year of Arrival

Pre 2011	13,662	21.8%
2011	2,333	3.7%
2012	2,514	4.0%
2013	4,571	7.3%
2014	15,731	25.1%
2015	7,582	12.1%
2016	8,277	13.2%
2017	5,540	8.8%
2018	2,499	4.0%
2019	36	0.1%
2020	11	0.0%
2021	0	0.0%

babies who are represented under the registration trend.

Registration Trend

Pre - 2011	133,236	9.8%
2011	7,770	0.6%
2012	4,088	0.3%
2013	5,396	0.4%
2014	21,537	1.6%
2015	9,870	0.7%
2016	10,563	0.8%
2017	7,070	0.5%
2018	3,220	0.2%
2019	431	0.0%
2020	127	0.0%
2021	168	0.0%

Registration Trend Quarterly

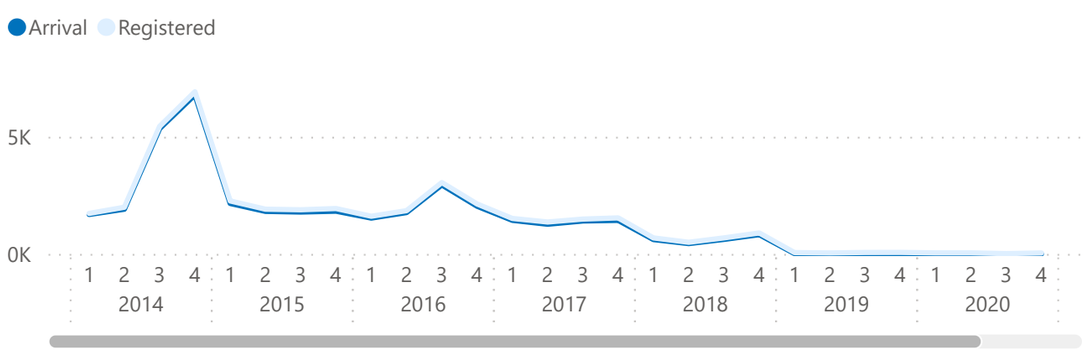

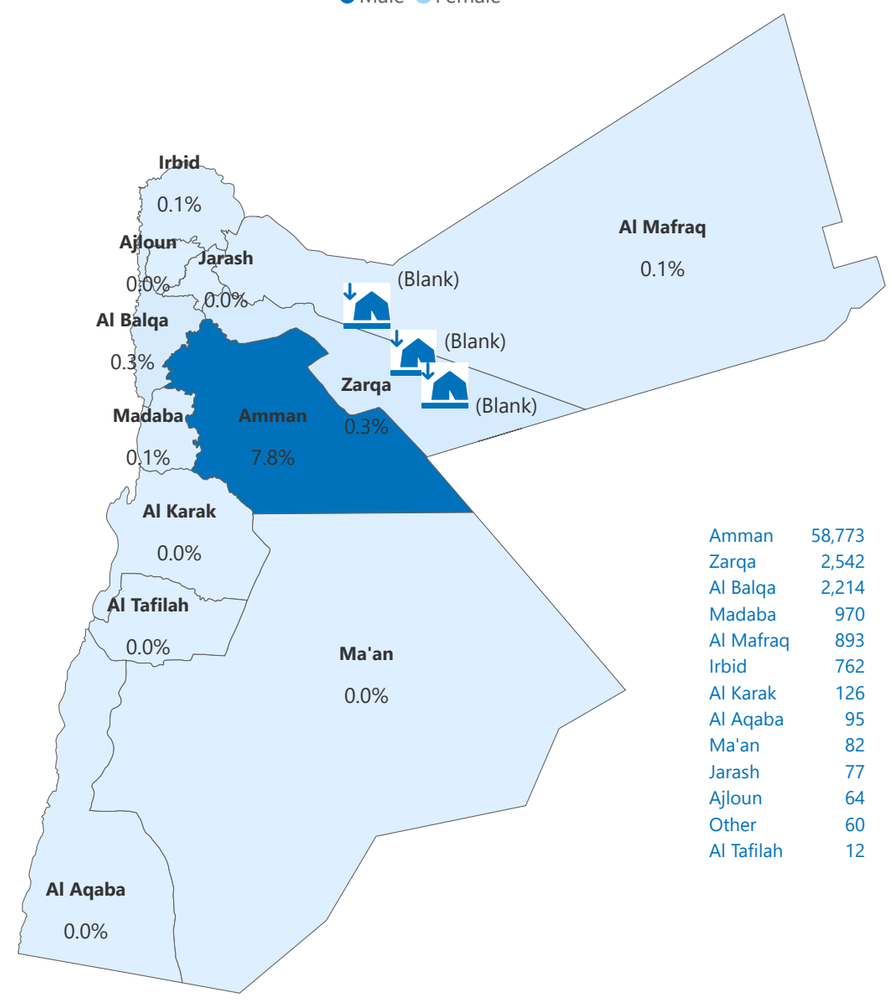

Amman	58,773
Zarqa	2,542
Al Balqa	2,214
Madaba	970
Al Mafraq	893
Irbid	762
Al Karak	126
Al Aqaba	95
Ma'an	82
Jarash	77
Ajloun	64
Other	60
Al Tafilah	12

Prepared by Data Analysis Group | Jordan