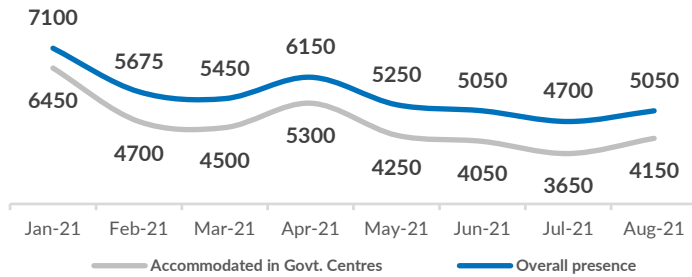


Serbia

AUGUST 2021

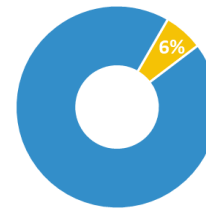
Asylum-seekers and migrants - presence and shelter



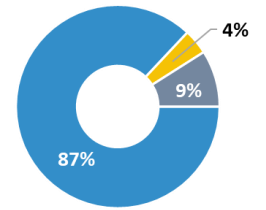
*To see Site Profiles, please click on the above map

Newly arrivals in government centers – August:	7,101	↑
Newly arrivals in government centers – July:	5,762	
Total interviewed cases – August:	1,552	↑
Total interviewed cases – July:	1,014	
Total of unaccompanied children among interviewed – August:	98	↓
Total of unaccompanied children among interviewed – July:	114	
Total occupancy of government centers – end August:	4,139	↑
Total occupancy of government centers – end July:	3,648	
Total presence of refugees/migrants – end August:	5,051	↑
Total presence of refugees/migrants – end July:	4,701	

UASC among interviewed August 2021



Interviewed by Gender August 2021

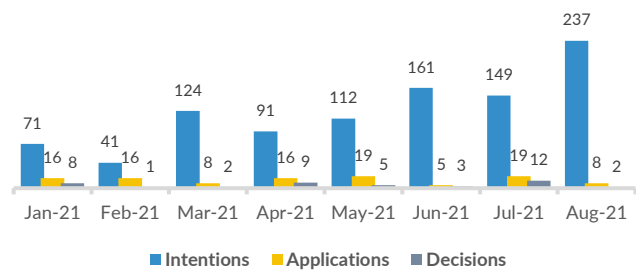


■ UASC ■ Other ■ Men ■ Women ■ Children

Asylum processing

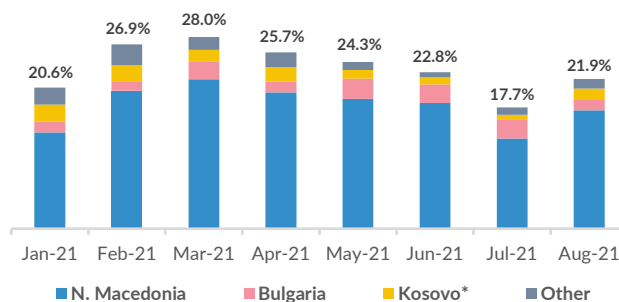
Intentions to seek asylum – August:	237	↑
Intentions to seek asylum – July:	149	
Applications for asylum submitted – August:	8	↓
Applications for asylum submitted – July:	19	
Substantive decisions - August:	2	↓
Substantive decisions - July:	12	
Positive decisions - August:	0	↓
Positive decisions - July:	4	

Asylum intentions/applications/decisions

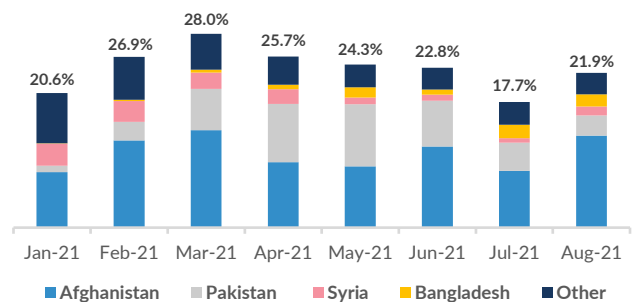


Observed new arrivals - demographics and country of transit

Percentage of interviewed by country of transit



Percentage of interviewed by country of origin

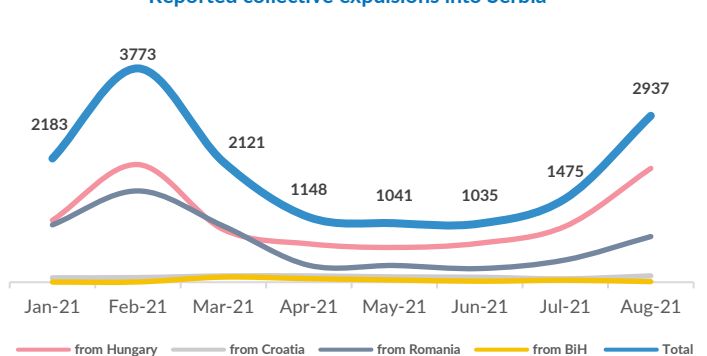


* All references to Kosovo should be understood to be in compliance with Security Council resolution 1244 (1999) and without prejudice to the status of Kosovo

Reported pushbacks into Serbia

Collective expulsions from Hungary - August:	2,009 ↑
Collective expulsions from Hungary - July:	987 ↑
Collective expulsion from Croatia - August:	112 ↑
Collective expulsions from Croatia - July:	60 ↑
Collective expulsions from Romania - August:	806 ↑
Collective expulsions from Romania - July:	393 ↑
Collective expulsions from BiH - August:	10 ↓
Collective expulsions from BiH - July:	35 ↓

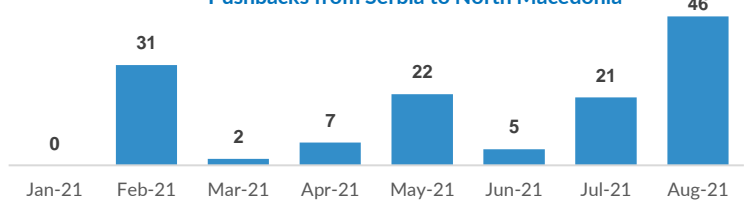
Reported collective expulsions into Serbia



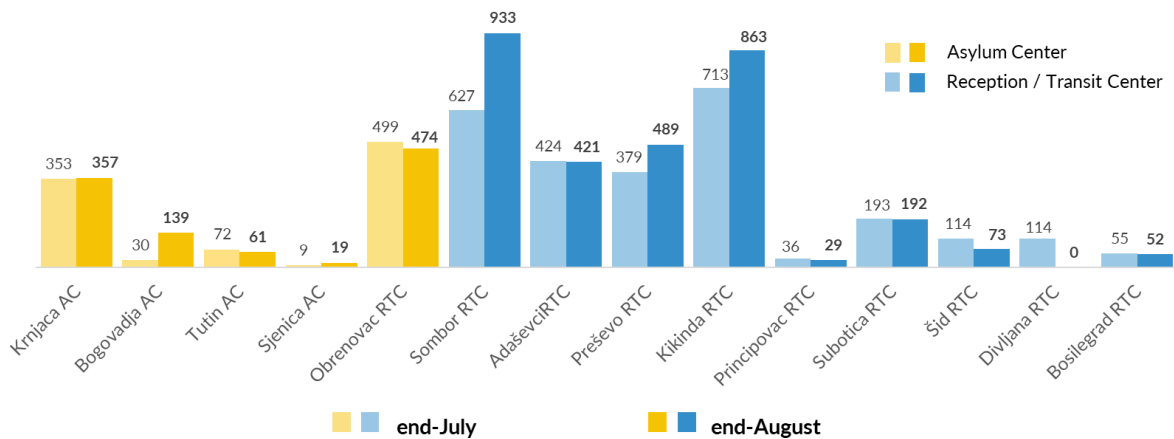
Reported pushbacks from Serbia to North Macedonia

Pushbacks to N. Macedonia - August:	46 ↑
Pushbacks to N. Macedonia - July:	21 ↑

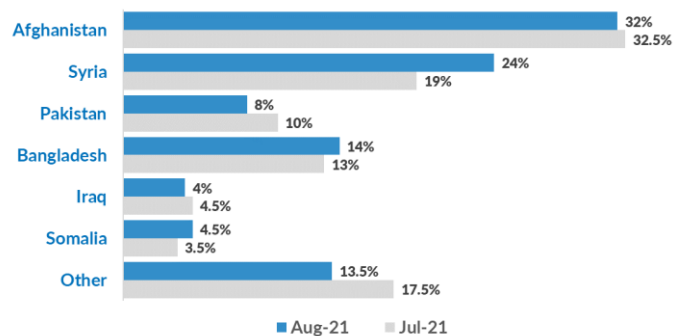
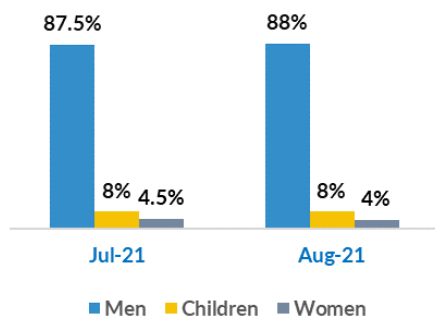
Pushbacks from Serbia to North Macedonia



Occupancy of Asylum and Reception/Transit Centers



Profile of asylum-seekers/migrants



Asylum statistics are provided by the Ministry of Interior and government centres statistics by SCRM.

Other information is based on findings of UNHCR staff and partners. If you use this content, please refer to UNHCR as source.