Inter-Agency Coordination Lebanon

BASIC ASSISTANCE WORKING GROUP

26 JANUARY 2021

AGENDA

1) Sector Updates:
   a) Access during lockdown- Update
   b) Regular Assistance
   c) Socio-economic indicators
   d) LOUISE operational updates
2) Targeting updates
   a) Final targeting scores analysis
   b) Targeting updates and next steps
3) AOB

BA Critical Activities

- Card Distribution
    - Primary means for receiving cash assistance
    - Door to door and on-site distributions
    - Importance of any decision to be clearly communicated to local authorities
- Cash assistance
    - Is considered a life saving activity
    - Need for clear steps and guidance on how recipients should gain access
- In-Person ATM Monitoring
    - Critical in key ATMs during large loading periods
- In kind assistance (storm and emergency response)

Inter-Agency Coordination Lebanon

1) Sector Updates:

Regular Assistance

Regular Assistance- December 2020 (Activity Info)

101,672 vulnerable households received monthly multi-purpose cash:

91,773 SYR HHs (UNHCR, WFP, UNICEF, LRC, SCI, NRC, Hilfswerk Austria Intr)

8,568 PRS HHs (UNRWA)

1,419 LEB HHs (UNICEF, LRC, SCI, Hilfswerk Austria Intr.)

4, 280 HHs supported through UNICEFs Integrated Child Wellbeing Program
320 HHs assisted with temporary cash assistance (COVID-19) (SCI, B&Z, TdH-L)

45,361 SYR HHs Winter Cash Assistance (UNHCR, LRC)
1,125 LEB HHs Winter Cash Assistance (Caritas, PCPM, LRC, SCI)

Total Assistance disbursed value in USD $ 22,980,293

Inter-Agency Coordination Lebanon

1) Sector Updates:

Economic Indicators

Exchange rate

Black Market Exchange Rate LBP/USD
Used as a proxy for purchasing power of cash beneficiaries

Official Rate: 1,500
Official Syndicate Rate: 3,850-3,900
Bank Rate: 3,900

Socio-economic Indicators

Consumer Price Index

Yearly Change from November 2019 to November 2020: **133%**

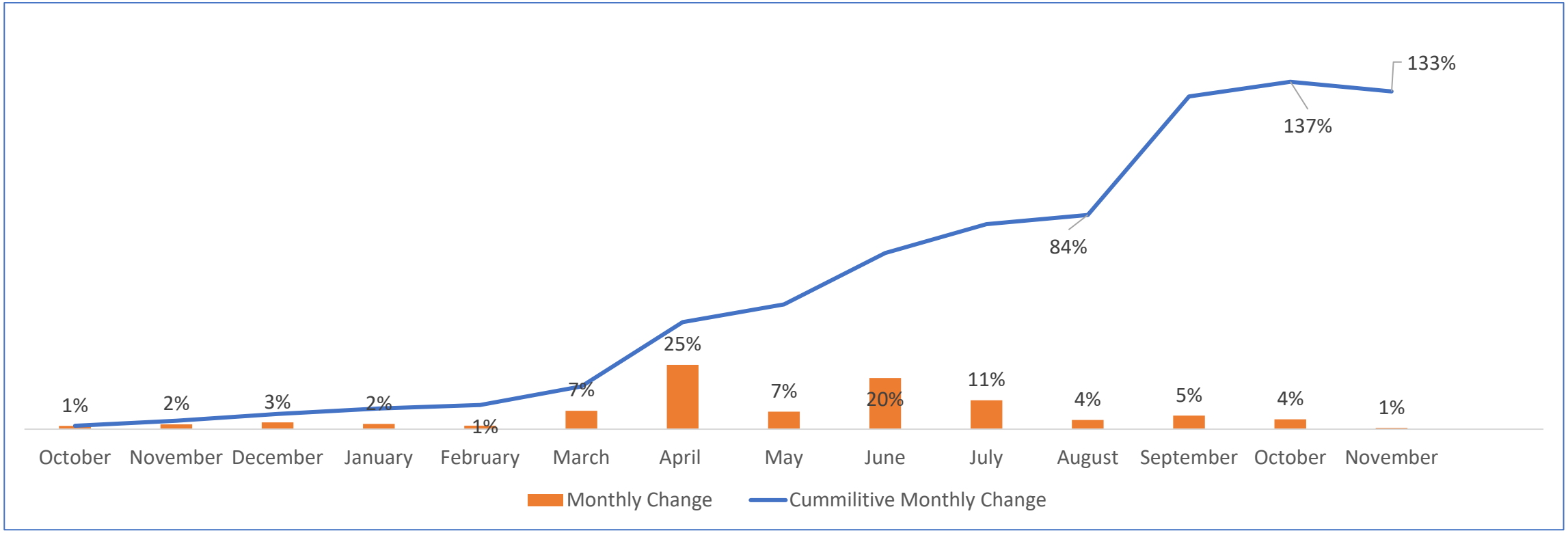

http://www.cas.gov.lb/index.php/93-english/statistics-by-topics/economic-statistics-en/185-cpi-en-2

LOUISE
LEBANON ONE UNIFIED INTER-ORGANISATIONAL SYSTEM FOR E-CARDS

LOUISE Programmatic Updates & Mitigation Measures

January 2021

Mitigation Measures to Safeguard LOUISE Operations

LOUISE Preferential Exchange Rate:

- 3,900 LBP/USD in January 2021
- Preferential exchange rate to increase to 6,240 LBP/USD in February 2021

Staggering of Upload Schedules for January 2021:

- Akkar and Bekaa: loading over 7 days
- T5, South and BML: loading over 4 days
- No uploads planned for weekends (to account for limited replenishment over weekends)
- Over 90% of uploads in January completed before lockdown period; remaining upload notification SMSs likely to be sent after strict lockdown measures are lifted.

ATM Monitoring:

- Regular monitoring by UNHCR/WFP/UNICEF field teams prior to lockdown measures.
- Issues with ATM overcrowding in January for the Bekaa prior to lockdown mitigated with the FSP and field teams.
- ATM monitoring activities suspended during full lockdown.

Installation of New ATMs by BLF:

- ATM installed in El Tlayle (Kwechra, Akkar) in December 2020, bringing the number of installed BLF in 2020 to a total of 12.
- ATMs in the pipeline: Al Menieh (north region)

Concentration of Redemption at BLF ATMs
As of December 2020

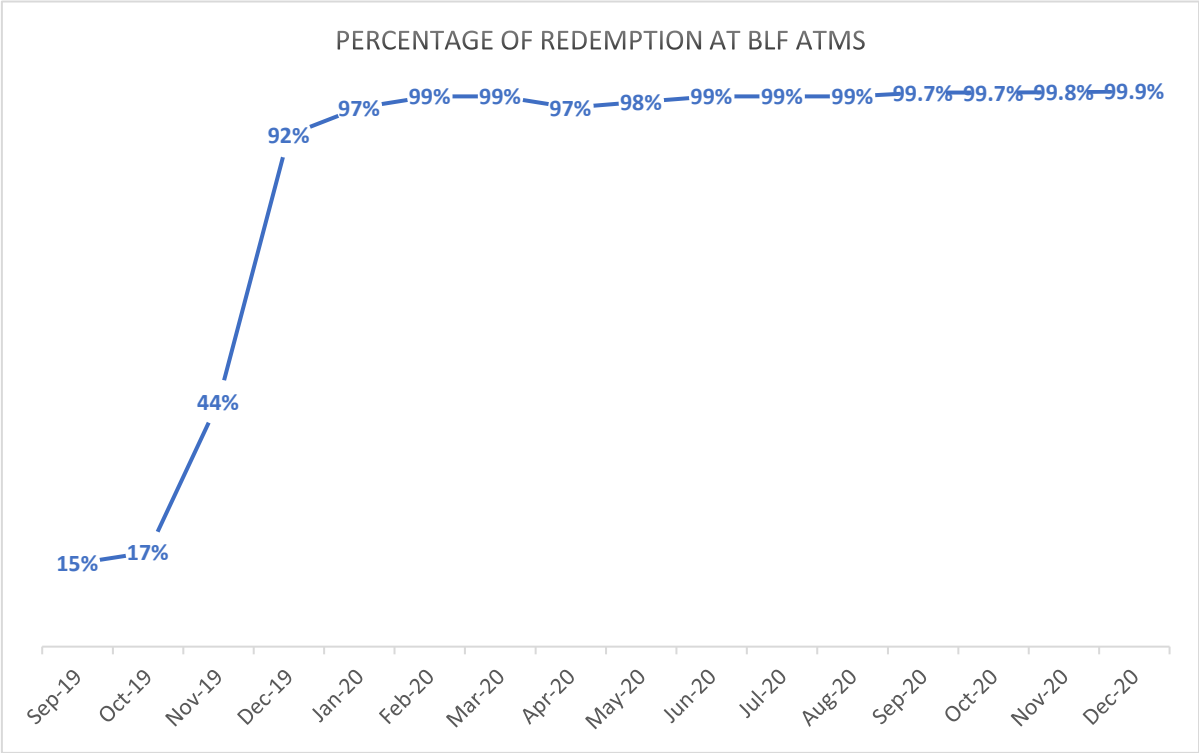

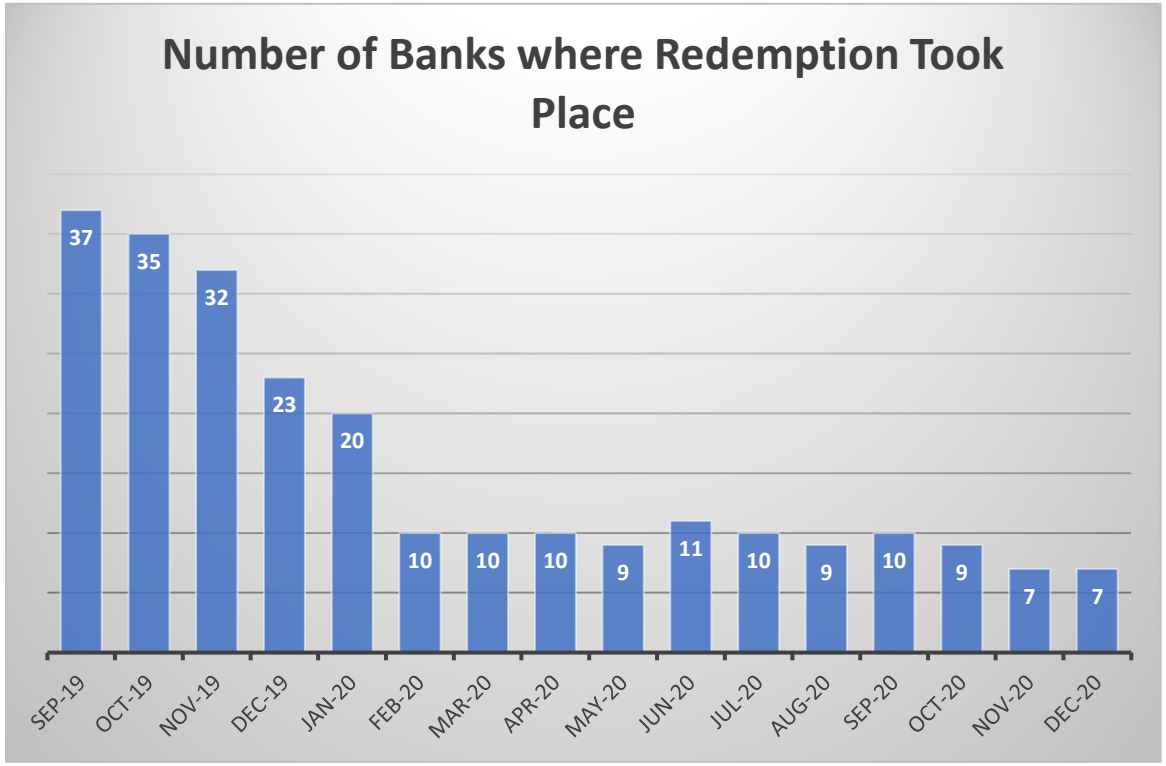

Redemption rates for the month of December 2020 stood at 96%.

LOUISE Programmatic Updates

II. Progress with Programs rolled out through the LOUISE platform:

1. UNHCR Winterization Assistance: (November 2020 – January 2021)

- *90% of UNHCR winterization assistance rolled out as of January 2021-final winterization payment following latest validation and card distribution postponed until after the strict lockdown measures are lifted.*

2. UNICEF Year-end one-off social grant for Lebanese and non-Lebanese: December 2020

- *Disbursement completed in December 2020, targeting around 48,000 Syrian children, and 33,000 Lebanese children with a one-off grant of 460,000 LBP/child (capped at 3 children/household).*

3. Terre Des Hommes-L: MCAP assistance to approximately 200 households (September 2020-January 2021)

- *Project responding to protection shocks experienced by the most vulnerable children and families due to COVID-19 and socio-economic crises*
- *Final payment to beneficiaries completed in January 2021.*

4. Shield Association: Two Cash for Work projects in response to COVID-19 outbreak.

- *First CfW project in the Marjaoun, Bent Jbeil and Nabatieh areas (July 2020-December 2020), completed in December.*
- *Second project in the Hasbaya region (forest management)-(June 2020-May 2021)-total of 133 workers.*
    - *Distribution of cards delayed until after the lockdown.*

5. UNICEF Reaching School Program will be relaunched in February 2021, in addition to supporting an additional 15,000 children with one-off assistance in February 2021.

LOUISE Programmatic Updates

(Transfer Values Update)

1. **Food Component Transfer Value:** 100,000 LBP/individual as of November 2020.

Further increase of food component to 120,000 LBP/individual planned for next cycle; February 2021.

2. **MCAP/MPC Transfer Value:** remains at 400,000 LBP/HH since July 2020.

Potential increase of MCAP/MPC assistance in new cycle under discussion.

3. **UNICEF (Integrated Child Well-being Program-potential increase in transfer value in February 2021)**

Program	January-March 2020	Apr-20	May-20	Jun-20	Jul-20	Aug-20	Sep-20	Oct-20	Nov-20	Dec-20	Jan-21
	Monthly Entitlement Amount (in LL)/HH	Updated Monthly Entitlement (in LL)/HH	Updated Monthly Entitlement (in LL)/HH	Updated Monthly Entitlement (in LL)/HH	Updated Monthly Entitlement (in LL)/HH	Updated Monthly Entitlement (in LL)/HH	Updated Monthly Entitlement (in LL)/HH	Updated Monthly Entitlement (in LL)/HH	Updated Monthly Entitlement (in LL)/HH	Updated Monthly Entitlement (in LL)/HH	Updated Monthly Entitlement (in LL)/HH
WFP CFF Assistance	40,500/individual	50,000/individual	50,000/individual	60,000/indvidual	70,000/individual	70,000/individual	70,000/individual	70,000/individual	100,000/individual	100,000/individual	100,000/individual
WFP MPC Assistance	260,250	260,250	320,000	320,000	400,000	400,000	400,000	400,000	400,000	400,000	400,000
MPC Food Component	40,500/individual	50,000/individual	50,000/individual	60,000/indvidual	70,000/individual	70,000/individual	70,000/individual	70,000/individual	100,000/individual	100,000/individual	100,000/individual
WFP E-card Food Voucher Program	40,500/individual	50,000/individual	50,000/individual	60,000/indvidual	70,000/individual	70,000/individual	70,000/individual	100,000/individual	100,000/individual	100,000/individual	100,000/individual
WFP RON cash for Food Assistance	40,500/individual	50,000/individual	50,000/individual	60,000/indvidual	70,000/individual	70,000/individual	70,000/individual	70,000/individual	100,000/individual	100,000/individual	100,000/individual
UNHCR MCAP Assistance	262,500	262,500	320,000	320,000	400,000	400,000	400,000	400,000	400,000	400,000	400,000
UNHCR MCAP Assistance (RON)	262,500	262,500	320,000	320,000	400,000	400,000	400,000	400,000	400,000	400,000	400,000
UNHCR Winterization Assistance									954,000 LBP	954,000 LBP	954,000 LBP
UNICEF Reaching School Program	56,250	56,250	56,250	56,250	NA	NA	NA	NA	NA	NA	NA
UNICEF Integrated Child Wellbeng Program (ICWG)*	120,000	160,000	240,000	240,000	240,000	240,000	240,000	240,000	240,000	240,000	240,000
UNICEF Year-end One-Off Social Grant										460,000 LBP/child	460,000 LBP/child

* Transfer Value per Child not household

LOUISE Programmatic Updates
(Number of Households Targeted as of January 2021)

Program	January-March 2020	Apr-20	May-20	Jun-20	Jul-20	Aug-20	Sep-20	Oct-20	Nov-20	Dec-20	Jan-21
	Number of Households Reached	Number of Households Reached	Number of Households Reached	Number of Households Reached	Number of Households Reached	Number of Households Reached	Number of Households Reached	Number of Households Reached	Number of Households Reached	Number of Households Reached	Number of Households Reached
UNHCR MCAP Assistance	33,000	33,000	33,000	49,800	49,800	55,577	55,577	55,577	55,577	55,577	55,577
WFP CFF Assistance	33,000	33,000	33,000	37,600	40,168	47,580	49,370	49,384	49,384	49,384	49,384
WFP MPC Assistance (includes Food transfer value)	23,650	23,650	23,650	34,910	34,910	37,457	38,213	38,255	38,255	38,255	38,255
WFP Food E-card Assistance	54,500	54,500	54,500	55,830	55,922**	57,147**	57,139**	57,317	57,317	57,317	57,317
WFP RON cash for Food Assistance	3,030	3,030	3,030	3,030	2,253	2,253	2,253	2,253	2,253	2,253	2,253
UNHCR MCAP Assistance (RON)	1,500	1,500	1,500	1,641	1,641	2,037	2,037	2,037	2,037	2,037	2,037
UNHCR Winterization Assistance									113,986	44,644	41,000
UNICEF Reaching School Program	31,836	32,348	32,790	33,018	-	-	-	-	-	-	-
UNICEF Integrated Child Wellbeng Program (ICWG)	3,817	3,722	3,851	3,807	4,871	3,865	3,918	4,276	4,419	4,419	3,516
UNICEF Year-end One-Off Social Grant										44,774	-

**Total expanded beneficiaries for the food e-card has remained the same to account for the former e-card beneficiaries that have been moved to CFF and MPC assistance
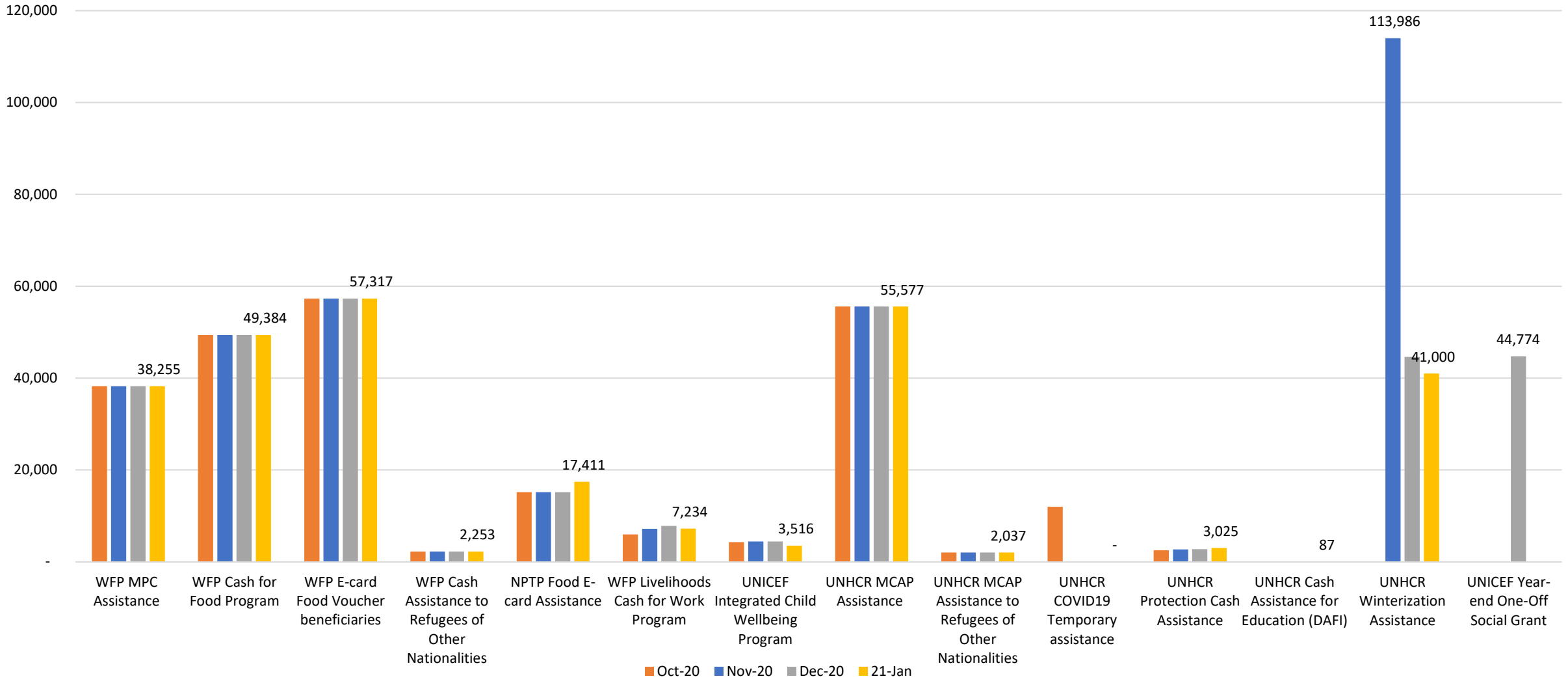
LOUISE Programmatic Updates
(Number of Households Targeted as of January 2021)