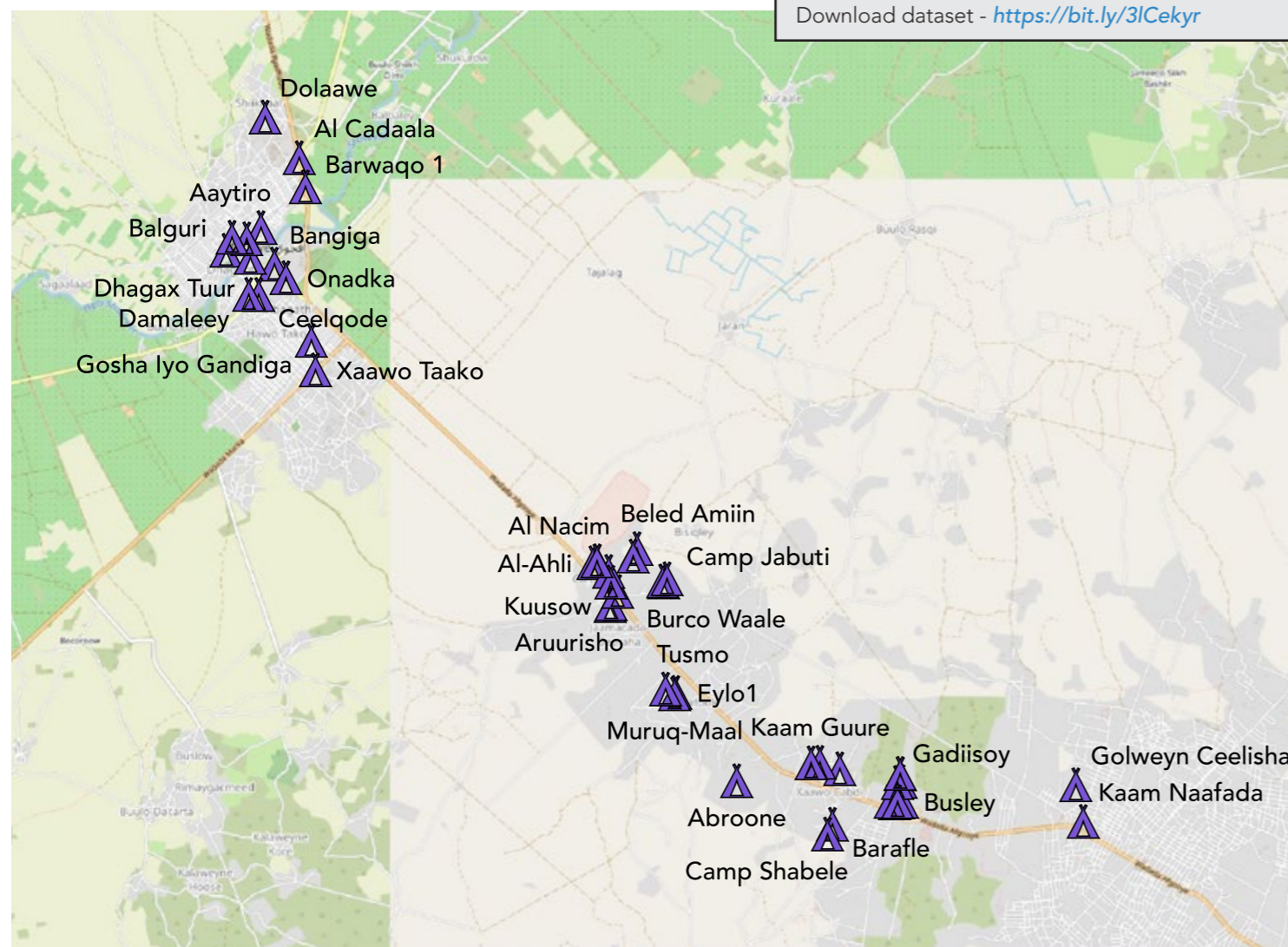


Download dataset - <https://bit.ly/3lCekyr>

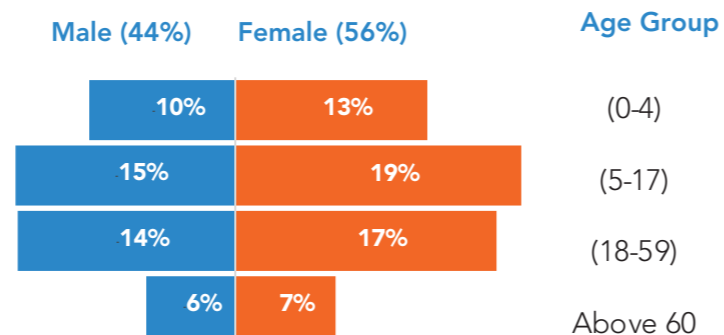
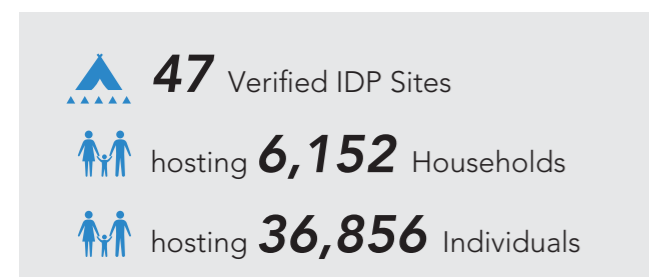


Map of verified IDP sites in Afgooye - September 2021

Assessment overview

An IDP site verification exercise was conducted in Afgooye in September 2021. The operation was led by the CCCM Partner IRDO. 47 IDP sites were identified hosting 6,152 households or 36,856 individuals. Compared to the last site verification conducted in December 2020, there was an increase of 1,395 Households or 25,680 individuals. The number of IDP sites decreased by 3.

Demographic data of IDPs living in Afgooye



People living with disability

Using the Washington Group disability questions, statistics of people living with disabilities were derived

872 (2.4%)
people living with disability

- 251 (49% Female)** have difficulty with seeing (even wearing glasses)
- 129 (50% Female)** have difficulty with hearing (even using a hearing aid)
- 114 (44% Female)** have difficulty with communicating and/or understanding
- 222 (54% Female)** have difficulty with walking and/or climbing stairs
- 73 (51% Female)** have difficulty with dressing and/or washing

Eviction Risk Mapping

IDP sites were assessed based on their risk of eviction. Several factors were put into consideration such as IDP site tenure, type of agreements in place and whether an eviction notice has been issued recently.

None of IDP sites have been classified as having extreme and high risk of eviction

- 57%** of sites are communal authorized occupancy
- 100%** of sites have no agreement in place
- 100%** of sites have been issued with eviction notice within the last 3 months

Flood Risk Mapping

IDP sites were assessed based on their risk of flooding.

100% IDP sites have been classified as extreme (always floods) and high (floods frequently)

