UNHCR
The UN Refugee Agency

REPUBLIQUE CENTRAFRICAINE

REFUGIES ET DEMANDEURS D'ASILE: DASHBOARD

AU 30 SEPTEMBRE 2021

CHIFFRES CLES

TOTAL réfugiés & DA	9.517
Total Ménages	3.320
Total réfugiés	9.220
Total demandeurs d'asile	297

Rural	Camp	Urbain
1.785	5.469	2.263
19%	57%	24%

Hommes	Femme	Garcons	Filles	Personnes âgées
19%	23%	27%	27%	4%
1.847	2.177	2.559	2.576	358

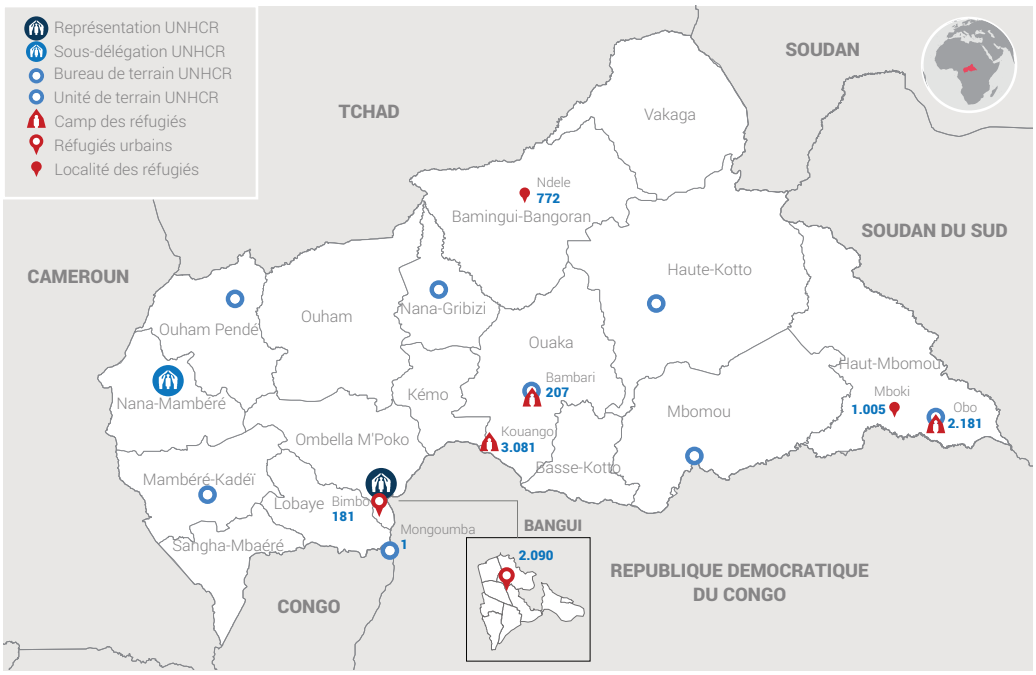

REFUGIES URBAINS ET RURAUX

AGE ET SEXE

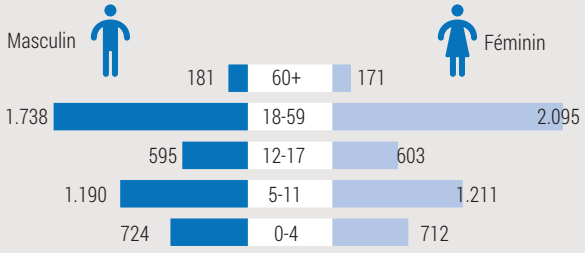

NOMBRE PAR LOCALITE

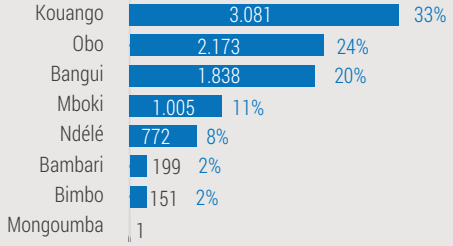

PRINCIPALES NATIONALITES

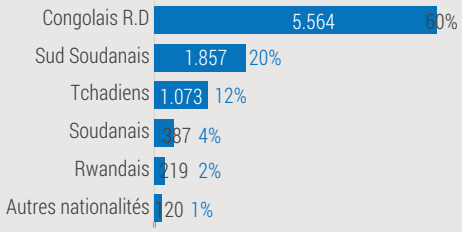

ETHNIES MAJORITAIRES

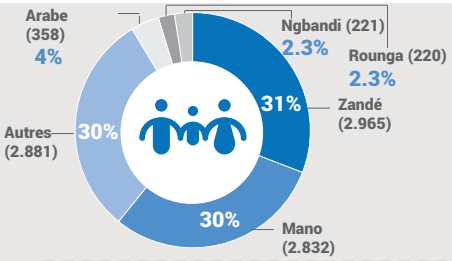

NOUVEAUX ENREGISTREMENTS 2021

BESOINS SPECIFIQUES

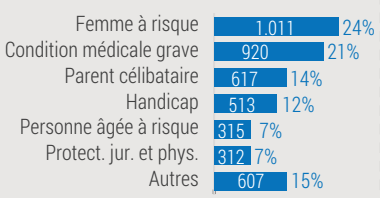

PERSONNES INVALIDES



ENFANTS EN AGE SCOLAIRE (3 - 17 ANS)

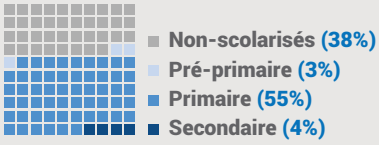

FEMMES/FILLES EN AGE DE PROCREER (12 - 45 ans)

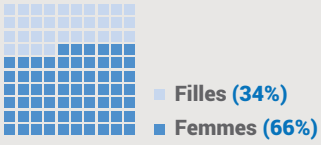

CATEGORIES DE CHIEFS DE MENAGE

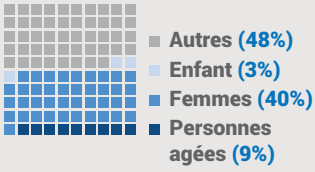

POPULATION REFUGIEE ET DEMANDEURS D'ASILE (arrivés durant l'année)

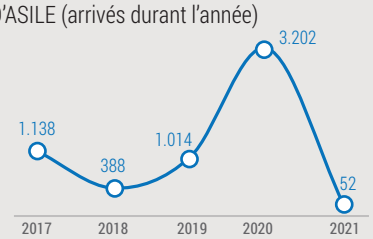

DEMANDEURS D'ASILE

AGE ET SEXE

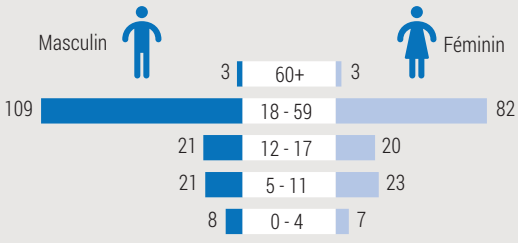

NOMBRE PAR LOCALITE

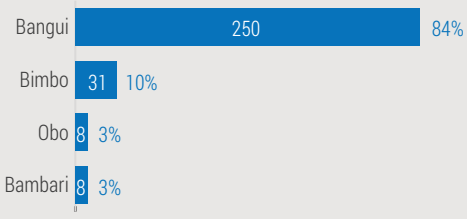

PRINCIPALES NATIONALITES

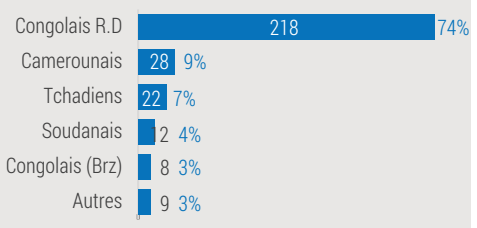

The boundaries and names shown and the designations used on this map do not imply official endorsement or acceptance by the United Nations

Date de mise à jour: 21 octobre 2021 **Sources: UNHCR** **contact: herwig@unhcr.org** **Plus d'information: http://data2.unhcr.org**