



Key figures

-  **66**
Implementing Partner
-  **59**
Programme/ Technical Partner
-  **60**
Distinct Activities
-  **34**
Camps

Implementing Partner breakdown

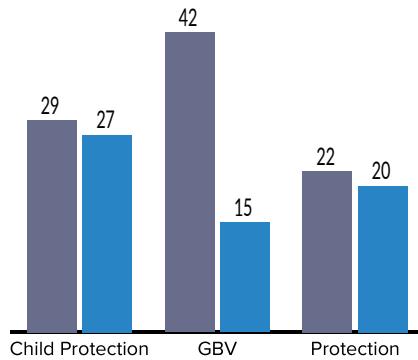
- 18**
International partners
- 45**
National partners
- 3**
UN

- Activity Status**
- 22,235**
Total Activity
 - 14,785**
Ongoing activities
 - 37**
Planned activities (with secured funding)
 - 8**
Planned activities (with unsecured funding)
 - 7,394**
Completed activities
 - 11**
Cancelled

Information in this report is based on protection partner 5W reporting as of October 2021
Creation date: 15 November 2021

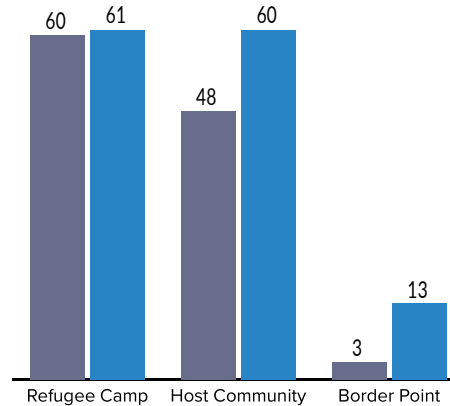
of distinct activities and partners per sub-sector

■ # of Distinct activities
■ # of Implementing partners

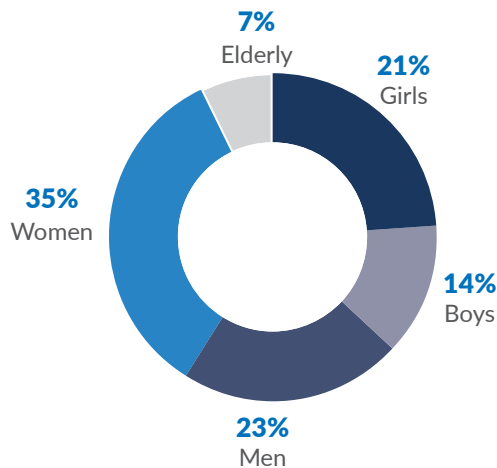


of distinct activities and partners per site

■ # of Distinct activities
■ # of Implementing partners

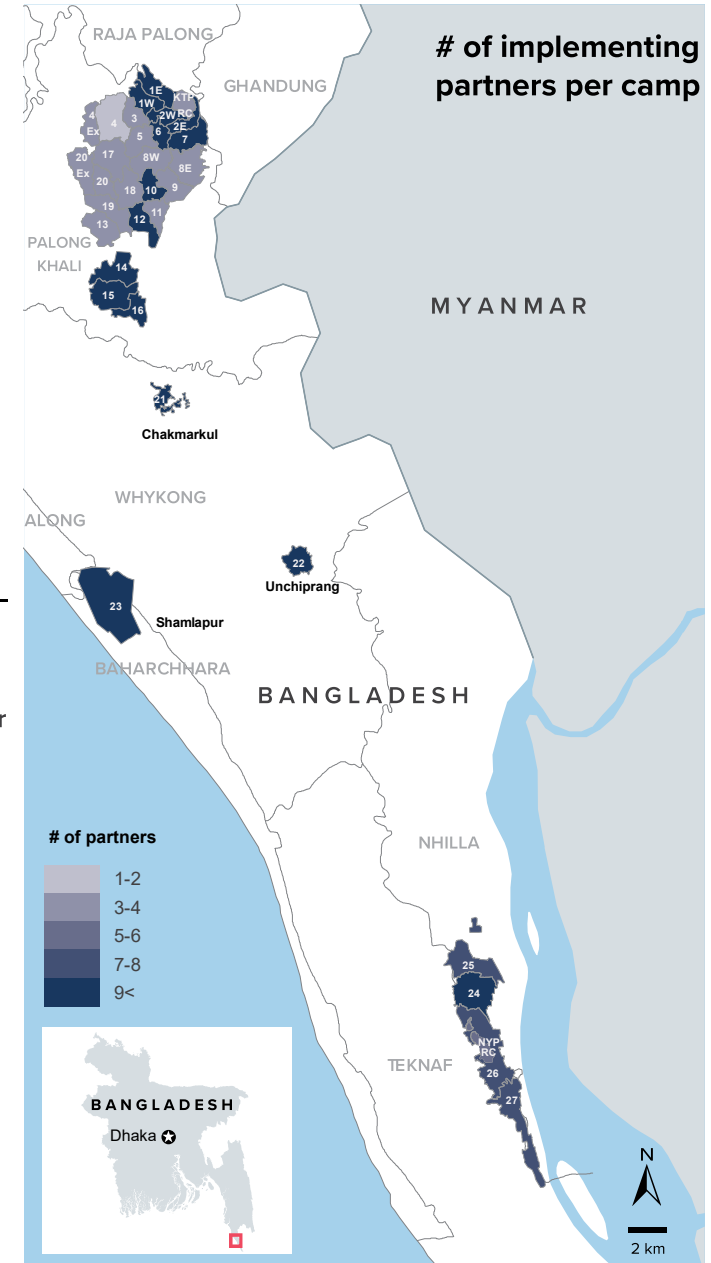
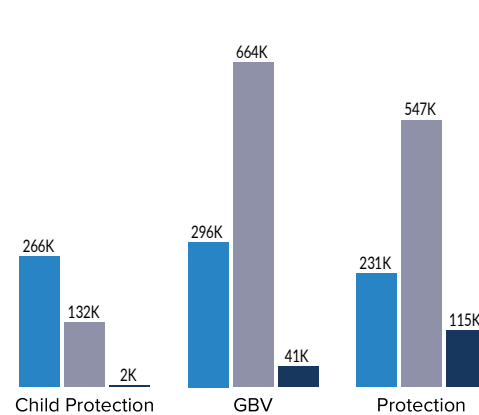


Age of beneficiaries



Breakdown of beneficiaries per sub-sector

■ Children ■ Adults ■ Elderly



The boundaries and names shown and the designations used on this map do not imply official endorsement or acceptance by the United Nations.