ETHIOPIA SITUATION
Refugees, asylum-seekers and IDPs
as of 30 November 2021

KEY POPULATION STATISTICS

5.20M
TOTAL REFUGEES, ASYLUM-SEEKERS AND IDPs

140,019
ETHIOPIAN REFUGEES AND ASYLUM-SEEKERS IN NEIGBOURING COUNTRIES

65,343
OCT 20 TO NOV 21 BREAKDOWN

2,063*
NEW ARRIVALS IN NOV 21

* Figures as reported by UNHCR country operations

4.24M
INTERNALLY DISPLACED PERSONS IN ETHIOPIA

817,060
REFUGEES AND ASYLUM-SEEKERS HOSTED IN ETHIOPIA

BY AGE AND GENDER*

Children (below 18 yrs)	33%
Women and Children	60%
Adults (18-59 yrs)	61%
Elderly (above 60 yrs)	6%

* Percentages from UNHCR's 2020 Annual Statistics Report

BY COUNTRY OF ASYLUM

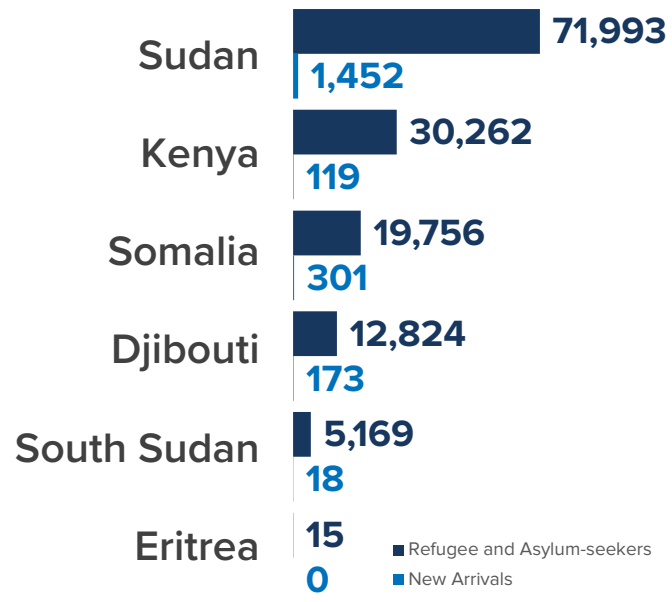

ETHIOPIAN PoCs DISPLACEMENT TRENDS Oct 20 to Nov 21

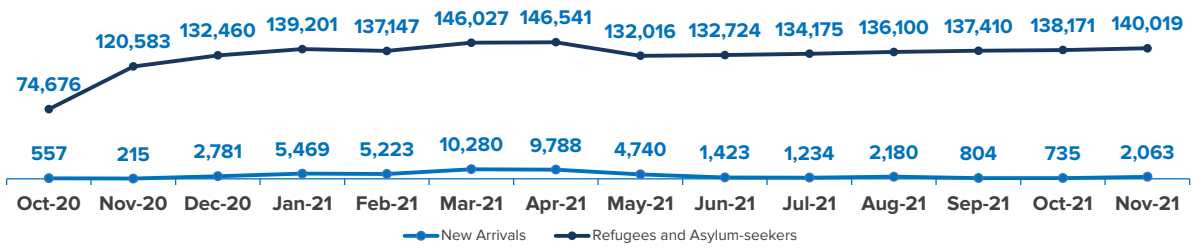

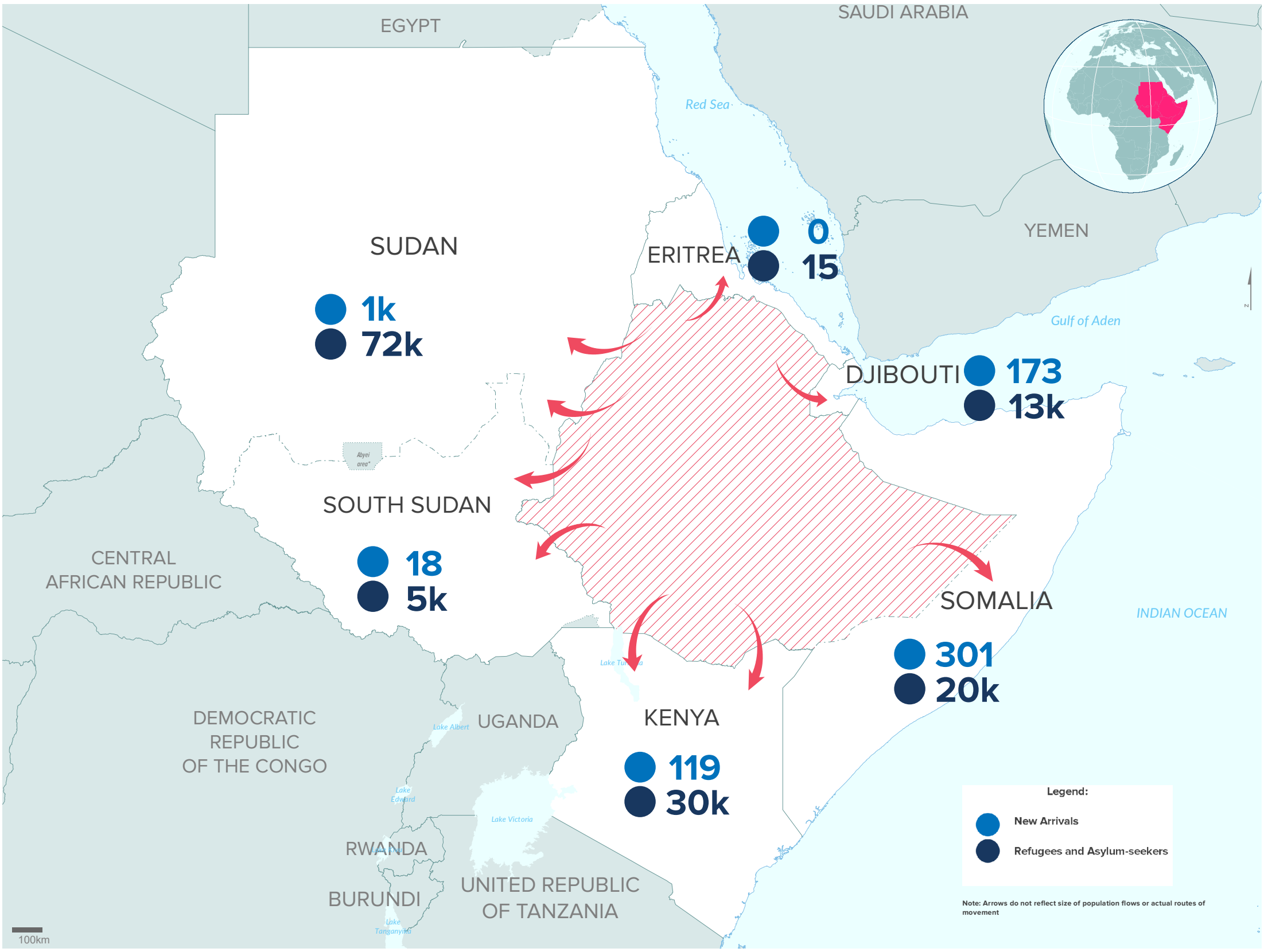

The boundaries and names shown and the designations used on this map do not imply official endorsement or acceptance by the United Nations. Final boundaries between the Republic of Sudan and the Republic of South Sudan and Somalia and Ethiopia have not yet been determined. Final status of the Abyei area is not yet determined.

Creation date: 23 Dec 2021 **Sources:** Geographic data: UNCS. Population statistics: UNHCR Monthly Statistical Reports 30 November 2021 or latest available. Statistics should be considered provisional and subject to change.

Author: UNHCR Regional Bureau for East and Horn of Africa and Great Lakes **Feedback:** gitari@unhcr.org