Tanzania Refugee Population Update

as of 31 October 2021

UNHCR The UN Refugee Agency

Key Figures

246,745* Population of Concern

- **83.5%** 205,942 Living in camps
- **7.7%** 18,950 Living in settlements
- **8.7%** 21,507 Living in villages
- **0.1%** 196 Living in urban area

Camp-based population by country of origin

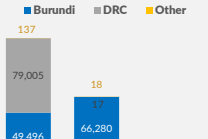

- **89%** 219,171 Refugees
- **11%** 27,574 Asylum-seekers

Country of origin

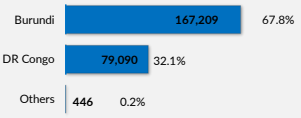

* Population of concern to UNHCR does not include the 162,000 former Burundian refugees (1972) granted citizenship by the Government of Tanzania.

Age and Gender

- **0-17** 55% Children
- **60+** 3% Older People

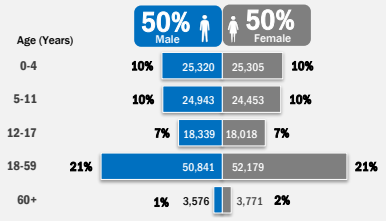

Durable Solutions

Voluntary return of Burundian refugees, 2017-2021

- Total Return **138,745**
- 0-17 Children **57%**
- Women & children **79%**
- 50% Female
- 50% Male

Local integration

162,000 former Burundian refugees (1972) granted citizenship by the Government of Tanzania.

Resettlement departures by country of origin, 2015-2021

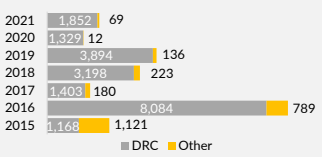

Camp population trend: November 2020 to October 2021

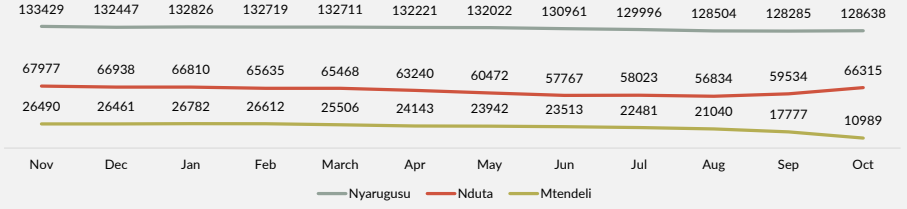

Births vs Deaths

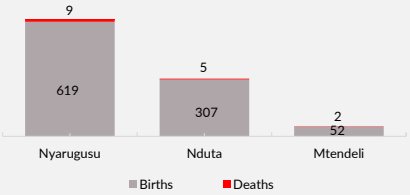

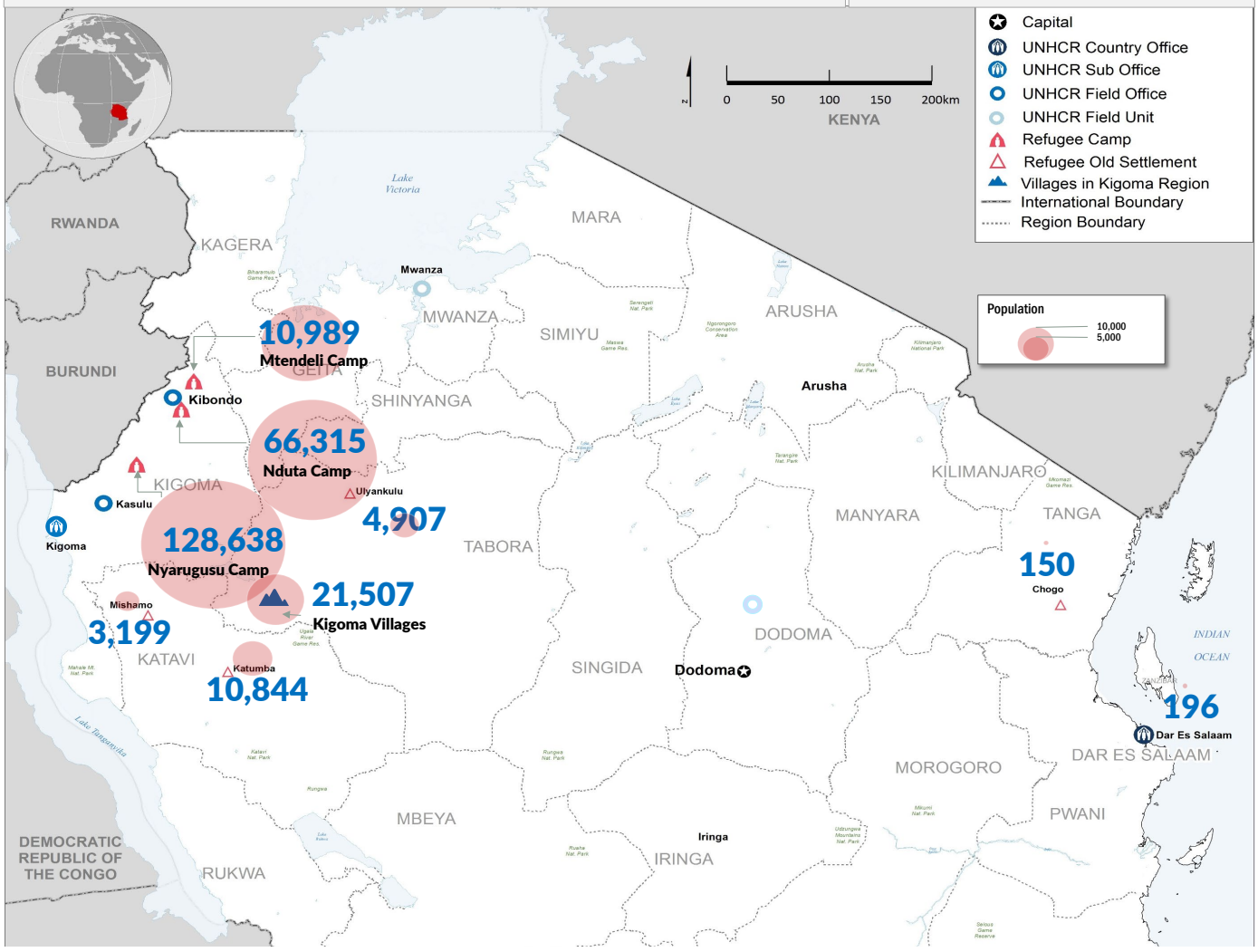

The boundaries and names shown and the designations used on this map do not imply official endorsement or acceptance by the United Nations. Sources: Boundaries: UNCS; Background: USGS; Data: Government of Tanzania, UNHCR.

For more information, please contact: MALLYA@unhcr.org or visit: https://data2.unhcr.org/en/situations/burundi/location