

Somalia

1 - 31 December 2021

In December, 96,000 new internal displacements were monitored by the UNHCR-led Protection and Returns Monitoring Network (PRMN). Drivers include conflict and insecurity (3,000), drought related (90,000), flood (0), and 3,000 displaced due to other triggers.



30,066

Refugees & Asylum-Seekers

At the end of December 2021, there were 30,066 refugees and asylum-seekers registered in Somalia, mainly from Ethiopia (15,994 asylum seekers and 4,400 refugees) and Yemen (8,341 refugees and asylum seekers). The remaining 1,331 persons of concerns were from other countries including Syria (1,056), Tanzania (135) and other countries (140).

Region	Ethiopia	Yemen	Other
Woq. Galbeed	10,053	3,918	1,000
Bari	5,648	1,482	27
Nugaal	2,730	221	18
Mudug	1,278	31	20
Togdheer	188	107	34
Sanaag	131	18	4
Awdal	50	156	8
Banadir	7	2,294	202
Sool			
Middle Shabelle			
Lower Shabelle	78		
Other	231	114	18
TOTAL	20,394	8,341	1,331

Banadir (46,000) received the highest number of displaced persons followed by Lower Juba (22,000), while Bay (5,000), and Gedo (4,000) regions also received relatively high numbers.



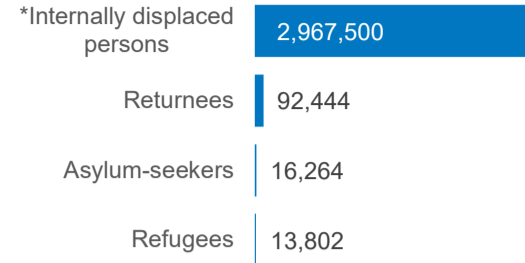
92,444

Refugee Returnees (2014 - 2021)

Since December 2014, 92,444 Somali refugees have voluntarily returned to Somalia with UNHCR assistance from different countries of asylum including Kenya, Yemen, Djibouti, Libya, Sudan and Eritrea. In addition, some 46,740 Somalis were monitored as arriving from Yemen since March 2015.

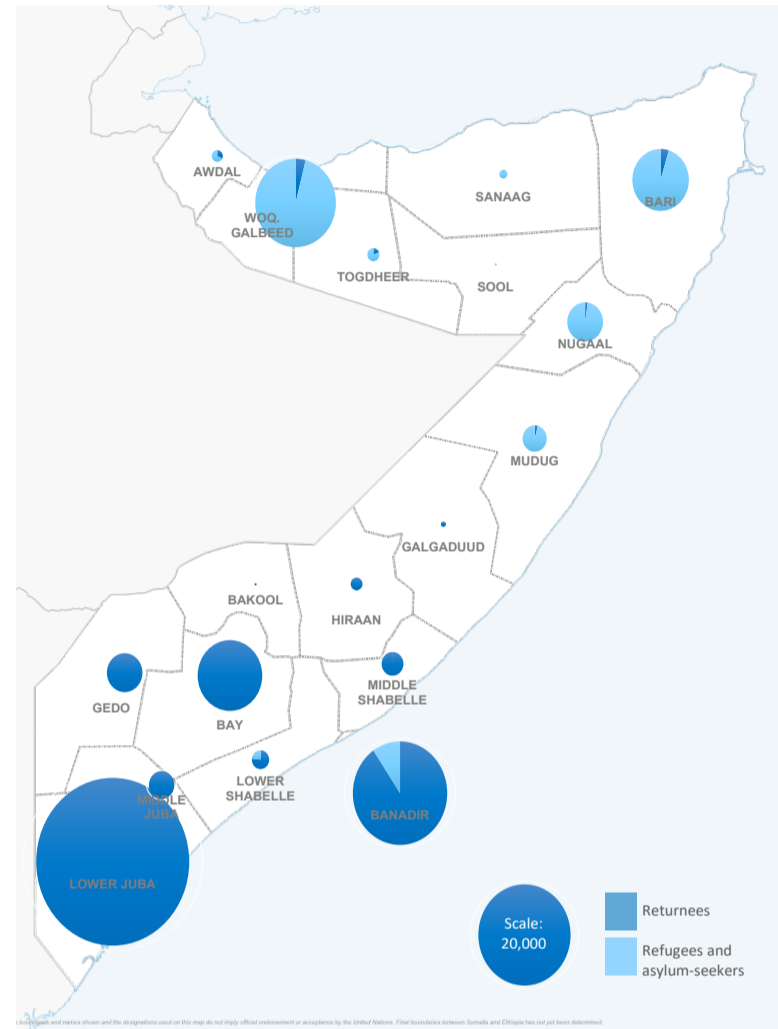
Region	Kenya	Yemen	Other
Lower Juba	54,486	529	125
Banadir	15,717	2,713	829
Bay	9,657	162	22
Gedo	2,927	42	42
Middle Juba	1,513	9	1
Middle Shabelle	813	302	25
Lower Shabelle	129	500	1
Hiraan	47	285	22
Woq. Galbeed	27	303	259
Nugaal	20	17	16
Galgaduud	15	55	3
Other	114	499	218
TOTAL	85,465	5,416	1,563

Population of concern

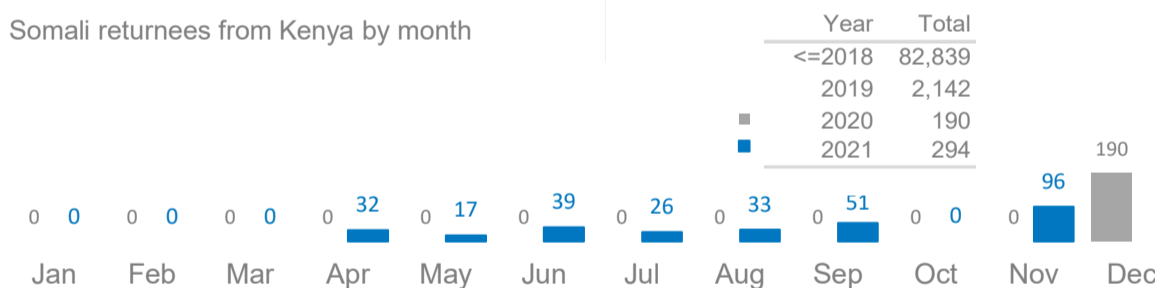


*Estimated internally displaced persons as of November 2020 (Source: Information Management Working Group)

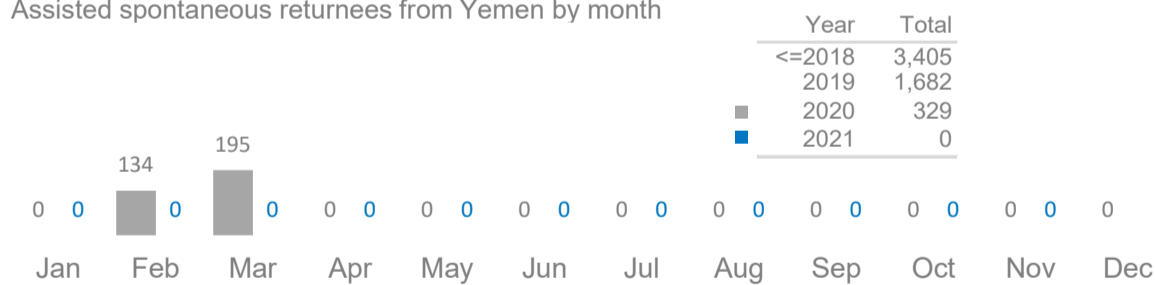
Returnees, refugee and asylum seekers map



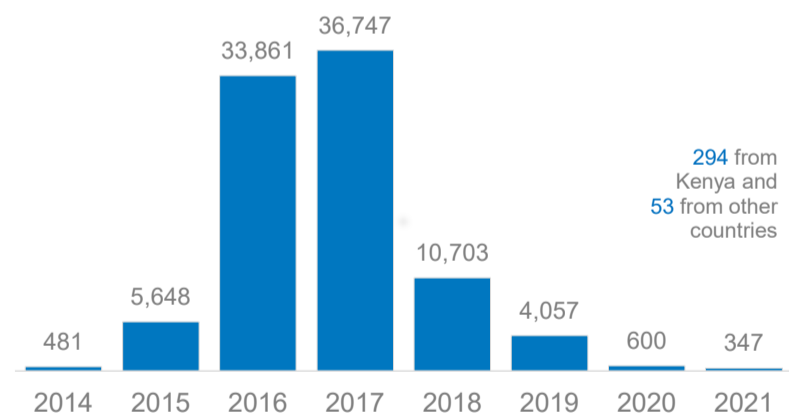
Somali returnees from Kenya by month



Assisted spontaneous returnees from Yemen by month



Number of returnees (with assistance from UNHCR) since 2014

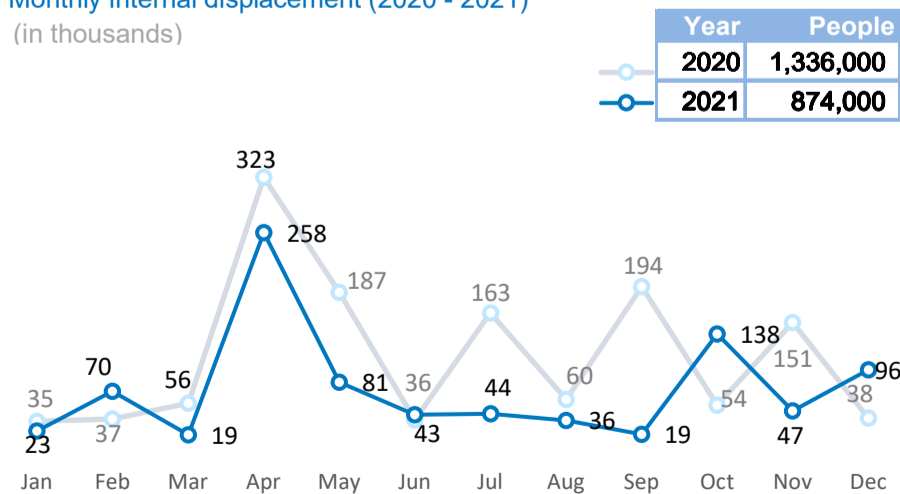


Somalia Internal DISPLACEMENT

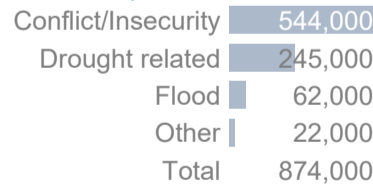
Displacements monitored by UNHCR Protection and Return Monitoring Network (PRMN)

Monthly internal displacement (2020 - 2021)

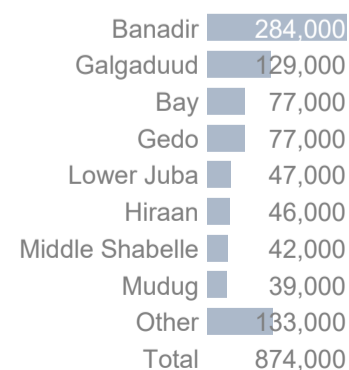
(in thousands)



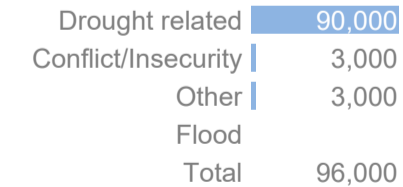
2021 displacement reasons



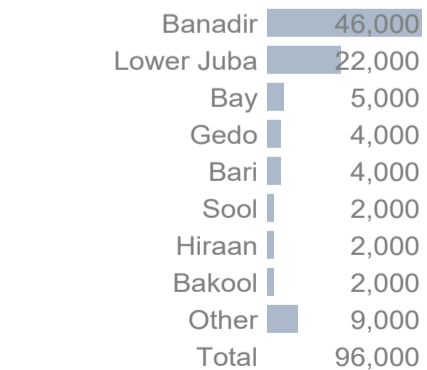
2021 top arrival regions



December 2021 displacement reasons

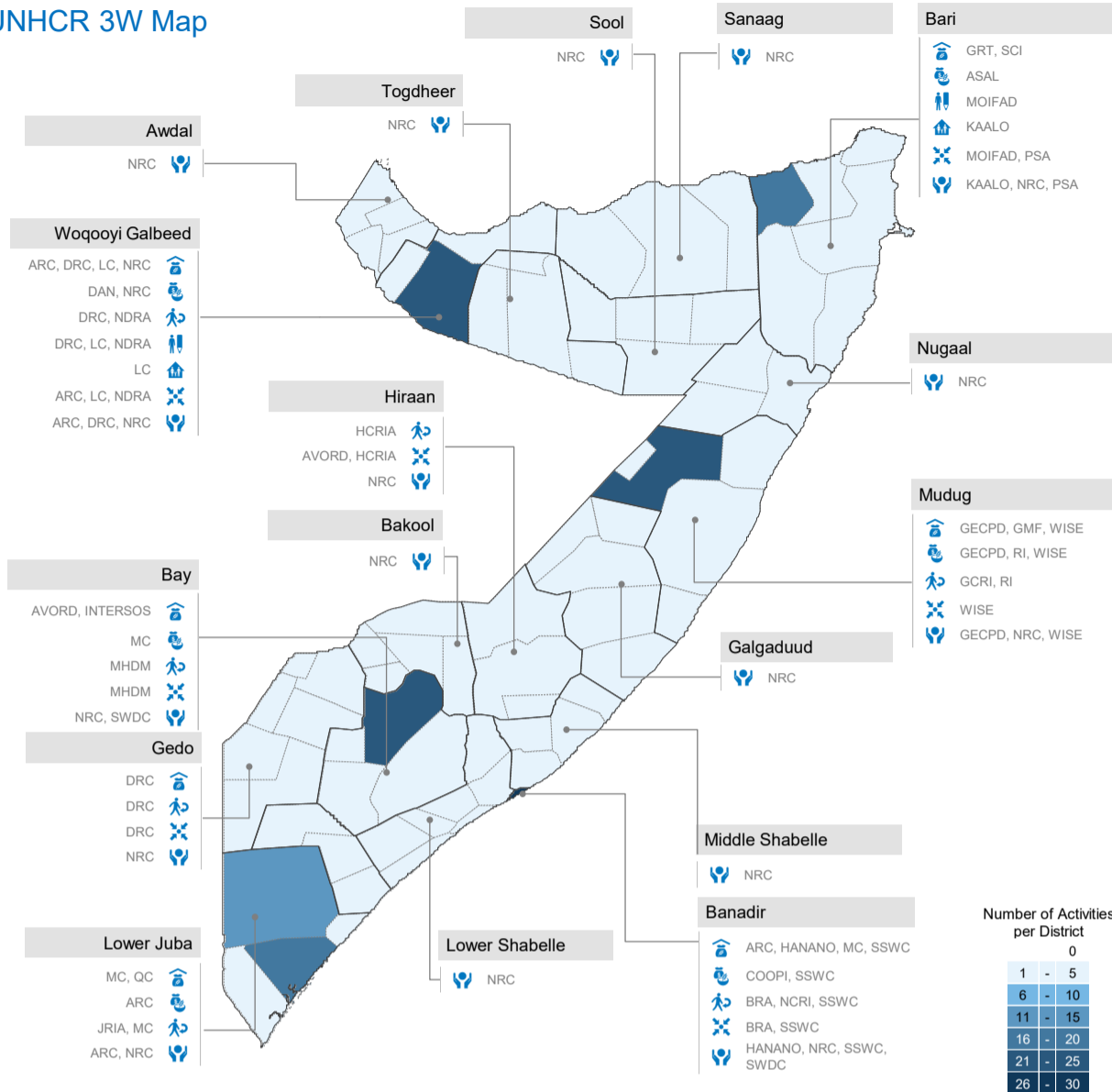


December 2021 top arrival regions



Somalia

UNHCR 3W Map



Number of activities by region and category

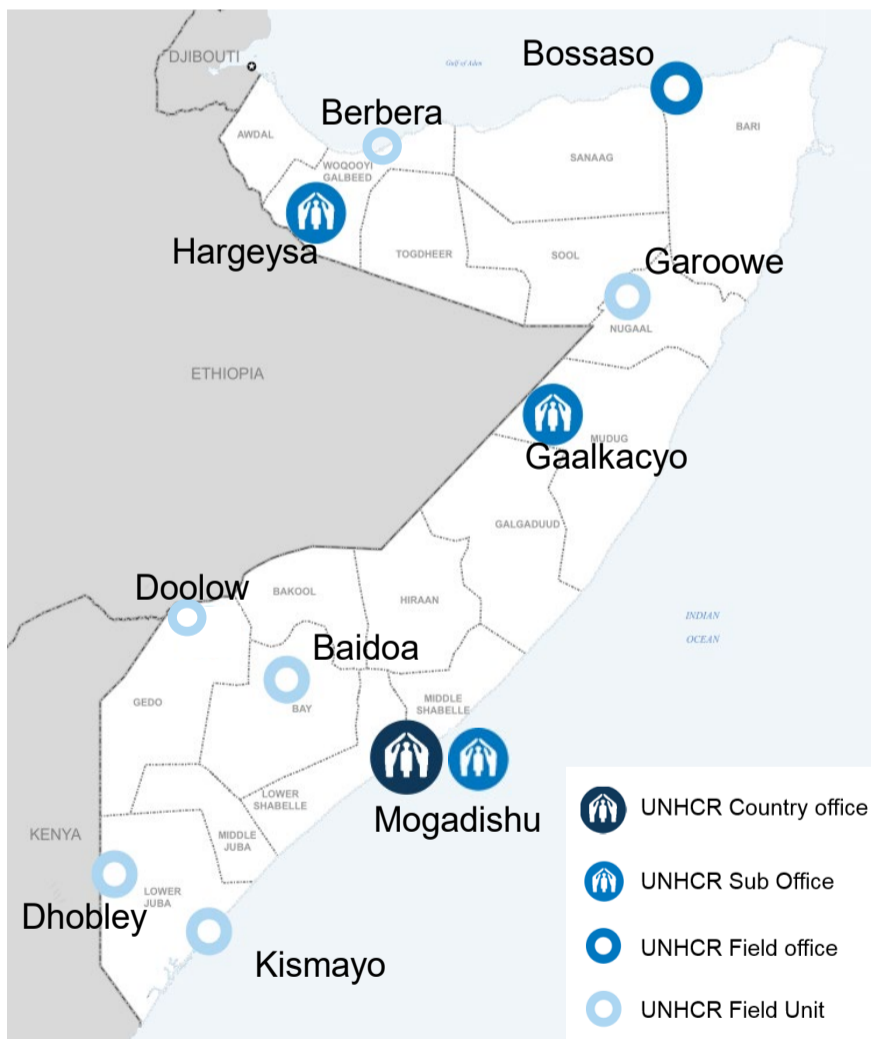
Region	Basic Needs and Essential Services	Leadership, Coordination and Partnerships	Favourable Protection Environment	Fair Protection Processes and Documentation	Durable Solutions	Security from Violence and Exploitation	Community Empowerment, Self Reliance and Self Management	Logistics and Operations Support	Total
Awdal									4
Bakool									5
Banadir	10	3	3						9
Bari	6	2	1	4	1				8
Bay	8	3	3						12
Galgaduud									5
Gedo	2			2					6
Hiraan				1					3
Middle Juba									3
Lower Juba	11	1	6						19
Mudug	5	3	4	1					11
Nugaal									3
Sanaag									4
Middle Shabelle									4
Lower Shabelle									7
Sool									4
Togdheer									4
Woqooyi Galbeed	6	3	5	2	3	1			6

Category	Sub-category
BASIC NEEDS AND ESSENTIAL SERVICES	Water, Transport, Cash Grants, Core Relief Items, Education, Health
LEADERSHIP, COORDINATION AND PARTNERSHIPS	Cluster Coordination - Protection, Shelter, CCCM
FAVOURABLE PROTECTION ENVIRONMENT	Facility Rehabilitation, Equipment, Peaceful Coexistence
FAIR PROTECTION PROCESSES AND DOCUMENTATION	Registration, Profiling, Civil Documentation
DURABLE SOLUTIONS	Return Assistance, Transit Center, Counseling
SECURITY FROM VIOLENCE AND EXPLOITATION	Legal Protection, SGBV Prevention & Response, Material Assistance, PRMN
COMMUNITY EMPOWERMENT, SELF RELIANCE AND SELF MANAGEMENT	Cash Grants, Employment, Business, Vocational Training
LOGISTICS AND OPERATIONS SUPPORT	PDM, Warehouse Management, Transport

UNHCR Presence

Staff
118 National Staff
46 International Staff
29 Affiliate Workforce

Offices
1 Country Office in Mogadishu
3 Sub-Offices in Gaalkacyo, Hargeysa and Mogadishu
1 Field Office in Bossaso
6 Field Units in Baidoa, Dhobley, Garoowe, Kismayo, Berbera and Doolow
1 Support Office in Nairobi



Contact
Magatte Guisse, Representative, Somalia
guisse@unhcr.org, Cell: +252 611 634 665

Links

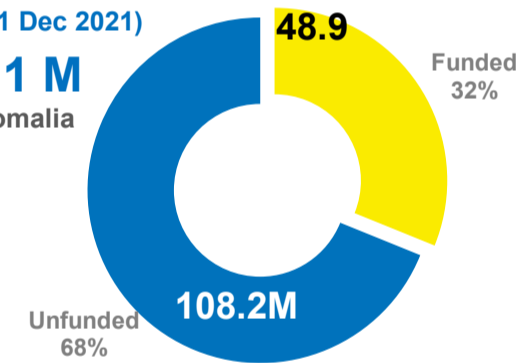
[Somalia: Global Focus](#) - [Somalia: Information sharing portal](#) - [UNHCR Somalia](#) - [@UNHCRSom](#) - [Facebook: UNHCR Somalia](#) - [Somalia internal displacement](#)

UNHCR is grateful for the generous contributions of donors who have directly contributed to the UNHCR Somalia operation in 2021



Funding (as of 31 Dec 2021)

USD 157.1 M
requested for Somalia



UNEARMARKED CONTRIBUTIONS | USD

Norway 80 million | Sweden 75.4 million | Private donors Spain 62.6 million | United Kingdom 40.4 million | Netherlands 36.1 million | Denmark 34.6 million | Private donors Republic of Korea 31.9 million | Private donors Japan 27.7 million | Germany 26 million | Japan 23.4 million | France 20.2 million | Switzerland 16.4 million | Private donors Italy 15.7 million | Private donors Sweden 14.4 million | Ireland 12.5 million | Belgium 11.9 million | Italy 10.7 million

Algeria | Armenia | Australia | Austria | Bulgaria | Canada | Costa Rica | Cyprus | Estonia | Finland | Holy See | Iceland | Liechtenstein | Luxembourg | Malta | Monaco | Montenegro | Morocco | New Zealand | Peru | Philippines | Portugal | Republic of Korea | Russian Federation | Saudi Arabia | Singapore | South Africa | Thailand | Turkey | Uruguay | Private donors

OTHER SOFTLY EARMARKED CONTRIBUTIONS | USD

United States of America 33 million | Germany 29.7 million | Private donors Australia 8.7 million | Canada 5.6 million | Private donors Germany 3.2 million | Private donors Korea 2.1 million

France | Japan | Luxembourg | Norway | Spain | Private donors