Registered Persons of Concern Refugees and Asylum Seekers in Jordan - SYR

UNHCR The UN Refugee Agency

Updated date: 1/16/2022

Active Registered Persons Of Concern **673,238**

	541,742	80.5%
	131496	19.5%
	27,705	4.1%
	316,231	47.0%
	329,302	48.9%

Age and Gender

Gender	0-4	5-11	12-17	18-35	36-59	60+
Male	46,976	70,587	51,229	97,625	58,392	11,475
Female	44,965	66,877	48,668	96,045	64,169	16,230
Total	**91,941**	**137,464**	**99,897**	**193,670**	**122,561**	**27,705**
	13.7%	20.4%	14.8%	28.8%	18.2%	4.1%

Biometric Statistics

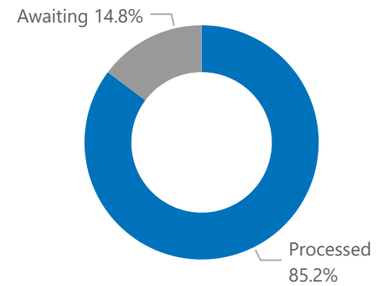



Origin Country

SYR	673,238	100.0%

Specific Needs

Serious medical condition	76,783	10.1%
Specific legal and physical protection needs	33,710	4.4%
Child at risk	27,920	3.7%
Single parent	15,844	2.1%
Woman at risk	11,458	1.5%
Older person at risk	6,183	0.8%
Unaccompanied or separated child	2,051	0.3%

** Specific need Disability is under validation*

** An individual can have more than one specific need*

Individuals with Specific Needs	144,174	19.0%

Year of Arrival

Pre 2011	10,163	1.9%
2011	20,886	4.0%
2012	145,835	27.8%
2013	241,815	46.1%
2014	58,057	11.1%
2015	13,631	2.6%
2016	24,072	4.6%
2017	2,901	0.6%
2018	2,519	0.5%
2019	2,240	0.4%
2020	1,843	0.4%
2021	197	0.0%
2022	0	0.0%

** The new arrivals excludes newborn babies who are represented under the registration trend.*

Registration Trend

Pre - 2011	1,425	0.1%
2011	2,361	0.2%
2012	130,061	9.5%
2013	667,432	48.5%
2014	121,370	8.8%
2015	41,019	3.0%
2016	53,612	3.9%
2017	28,676	2.1%
2018	27,527	2.0%
2019	22,282	1.6%
2020	13,273	1.0%
2021	23,147	1.7%
2022	586	0.0%

Registration Trend Quarterly

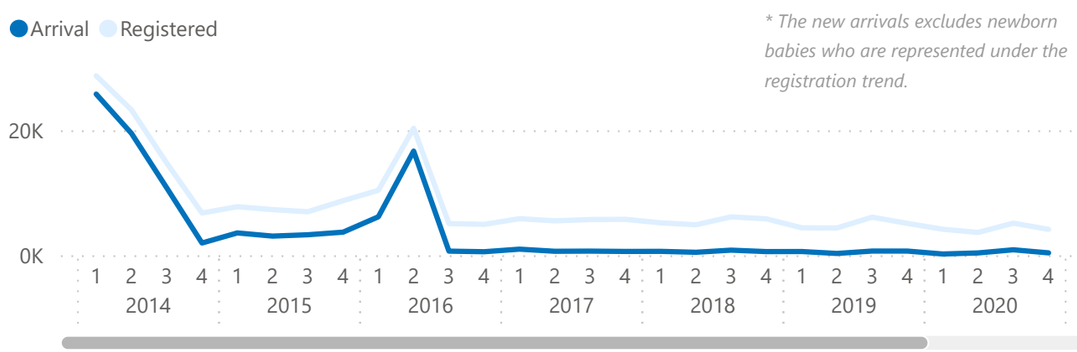

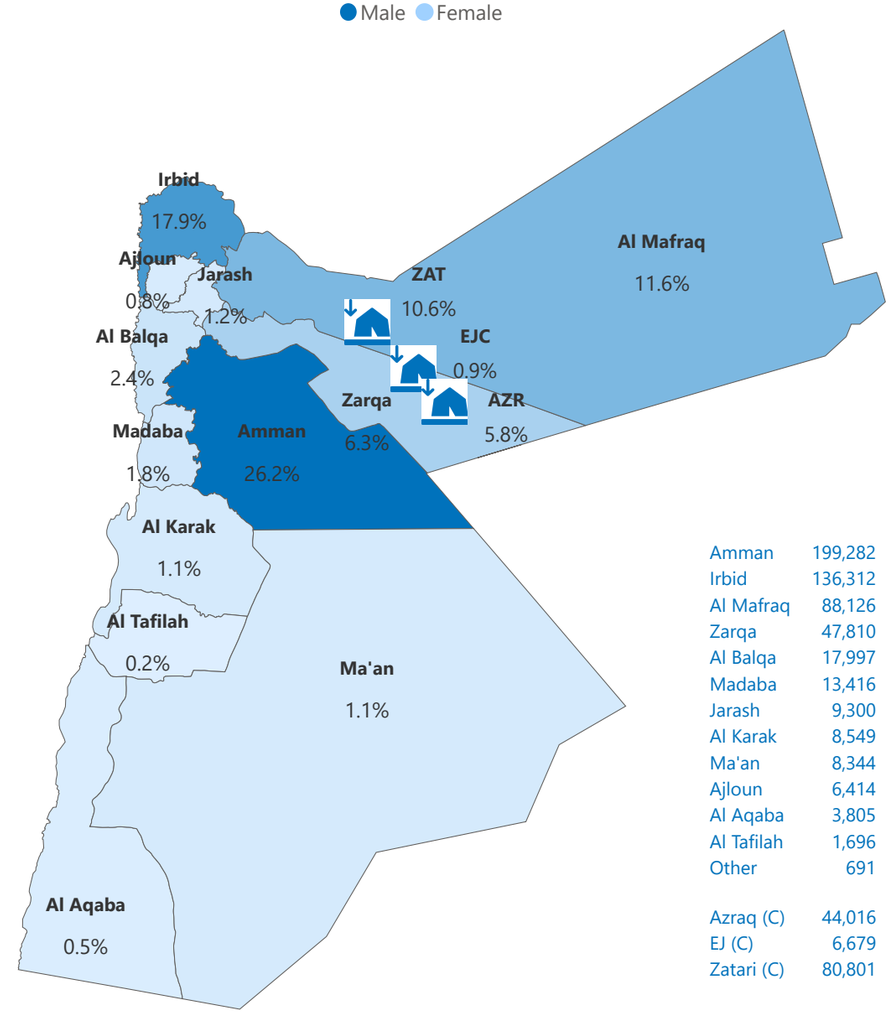

Amman	199,282
Irbid	136,312
Al Mafraq	88,126
Zarqa	47,810
Al Balqa	17,997
Madaba	13,416
Jarash	9,300
Al Karak	8,549
Ma'an	8,344
Ajloun	6,414
Al Aqaba	3,805
Al Tafilah	1,696
Other	691
Azraq (C)	44,016
EJ (C)	6,679
Zatari (C)	80,801

Prepared by Data Analysis Group | Jordan