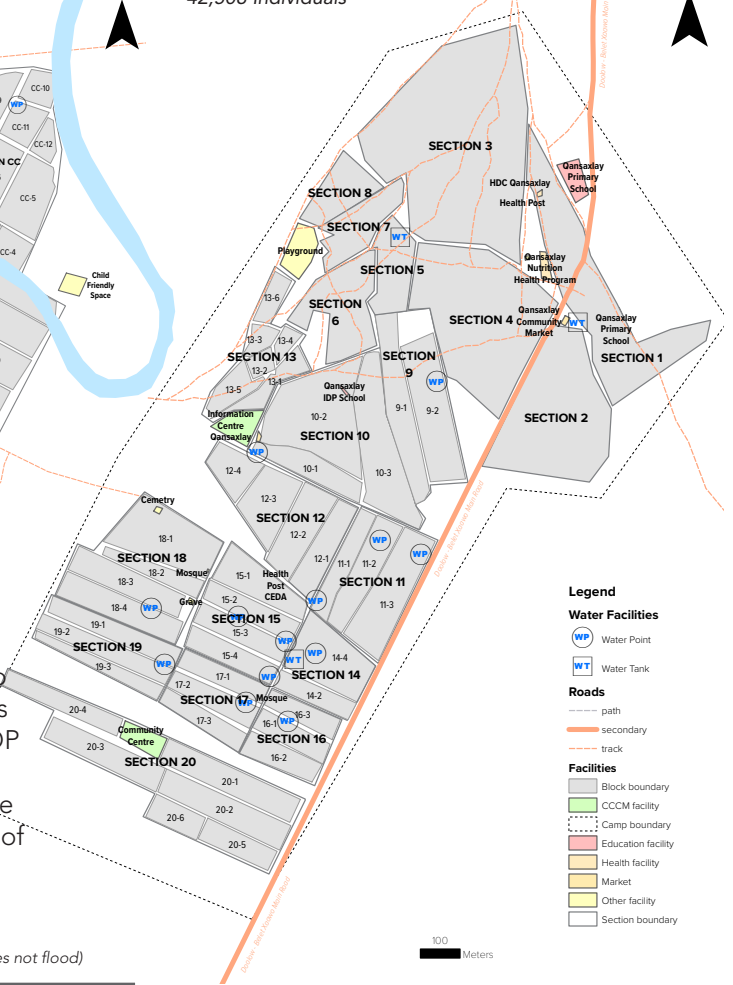


**KABASA IDP SITE**  
6,630 HH  
38,750 Individuals



**QANSAXLAY IDP SITE**  
7,083 HH  
42,508 Individuals

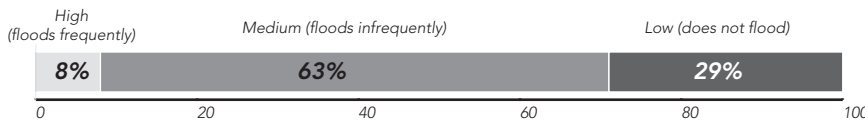


Download dataset - <https://bit.ly/3ldOWZR>

### Assessment overview

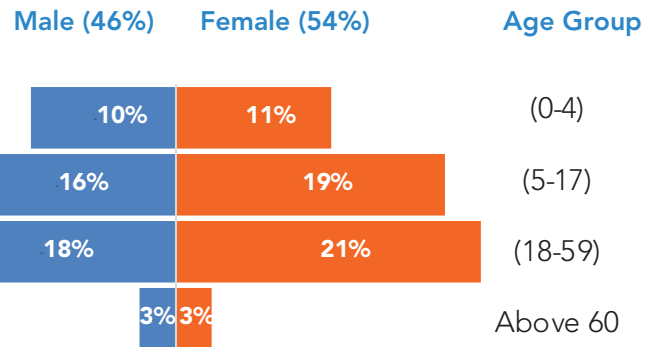
IOM carried out a site verification assessment in January 2022 to identify IDP population living within the sites. The operation was carried out at the sector/block level in Kabasa and Qansaxlay IDP sites. There are only 2 IDP sites in Doolow town hosting 13,713 Households or 81,258 individuals. Compared to the previous site verification carried out in May 2021, there has been an increase of 13,987 individuals (2,555 households) in the two IDP sites.

### Flooding assessment (blocks)



### Demographic data of IDPs living in Doolow

- 2** Verified IDP Sites
- hosting **13,713** Households
- hosting **81,258** Individuals



### People living with health difficulties

Using the Washington Group Disability Questions, statistics of people living with health difficulties

**1,347 (1.7%)**  
people living with health difficulties

- 380** have difficulty with seeing (even wearing glasses)
- 171** have difficulty with hearing (even using a hearing aid)
- 200** have difficulty with communicating and/or understanding (comprehending)
- 292** have difficulty with walking and/or climbing stairs
- 168** have difficulty with dressing and/or washing
- 136** have difficulty with dressing and/or washing

For more information please contact the CCCM Cluster Coordination Team

**Benjamin Conner**  
<bconner@iom.int>

**James Macharia**  
<macharia@unhcr.org>