Registered Persons of Concern Refugees and Asylum Seekers in Jordan - IRQ

UNHCR The UN Refugee Agency

Updated date: 2/2/2022

Active Registered Persons Of Concern **66,221**

	66,220	100.0%
	1	0.0%
	8,484	12.8%
	39,644	59.9%
	18,093	27.3%

Age and Gender

Gender	0-4	5-11	12-17	18-35	36-59	60+
Male	697	4,378	4,382	10,812	10,025	3,901
Female	652	4,061	3,923	9,477	9,330	4,583
Total	**1,349**	**8,439**	**8,305**	**20,289**	**19,355**	**8,484**
	2.0%	12.7%	12.5%	30.6%	29.2%	12.8%

Biometric Statistics

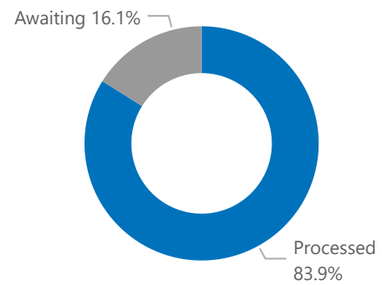

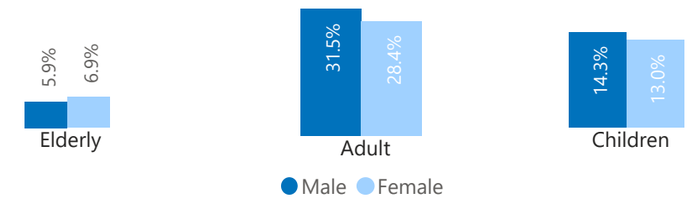

Origin Country

IRQ	66,221	100.0%

Specific Needs

Serious medical condition	11,158	16.8%
Specific legal and physical protection needs	2,195	3.3%
Woman at risk	2,039	3.1%
Child at risk	1,881	2.8%
Single parent	1,174	1.8%
Older person at risk	989	1.5%
Unaccompanied or separated child	79	0.1%

** Specific need Disability is under validation*

** An individual can have more than one specific need*

Individuals with Specific Needs	15,964	24.1%

Year of Arrival

Pre 2011	13,428	21.6%
2011	2,271	3.7%
2012	2,496	4.0%
2013	4,535	7.3%
2014	15,640	25.1%
2015	7,530	12.1%
2016	8,208	13.2%
2017	5,482	8.8%
2018	2,473	4.0%
2019	87	0.1%
2020	56	0.1%
2021	5	0.0%
2022	0	0.0%

** The new arrivals excludes newborn babies who are represented under the registration trend.*

Registration Trend

Pre - 2011	133,236	65.4%
2011	7,770	3.8%
2012	4,088	2.0%
2013	5,396	2.6%
2014	21,537	10.6%
2015	9,870	4.8%
2016	10,563	5.2%
2017	7,070	3.5%
2018	3,220	1.6%
2019	431	0.2%
2020	127	0.1%
2021	425	0.2%
2022	17	0.0%

Registration Trend Quarterly

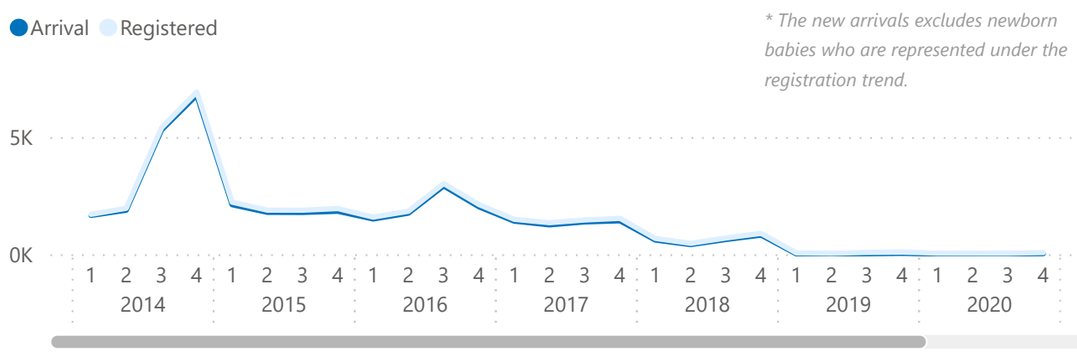

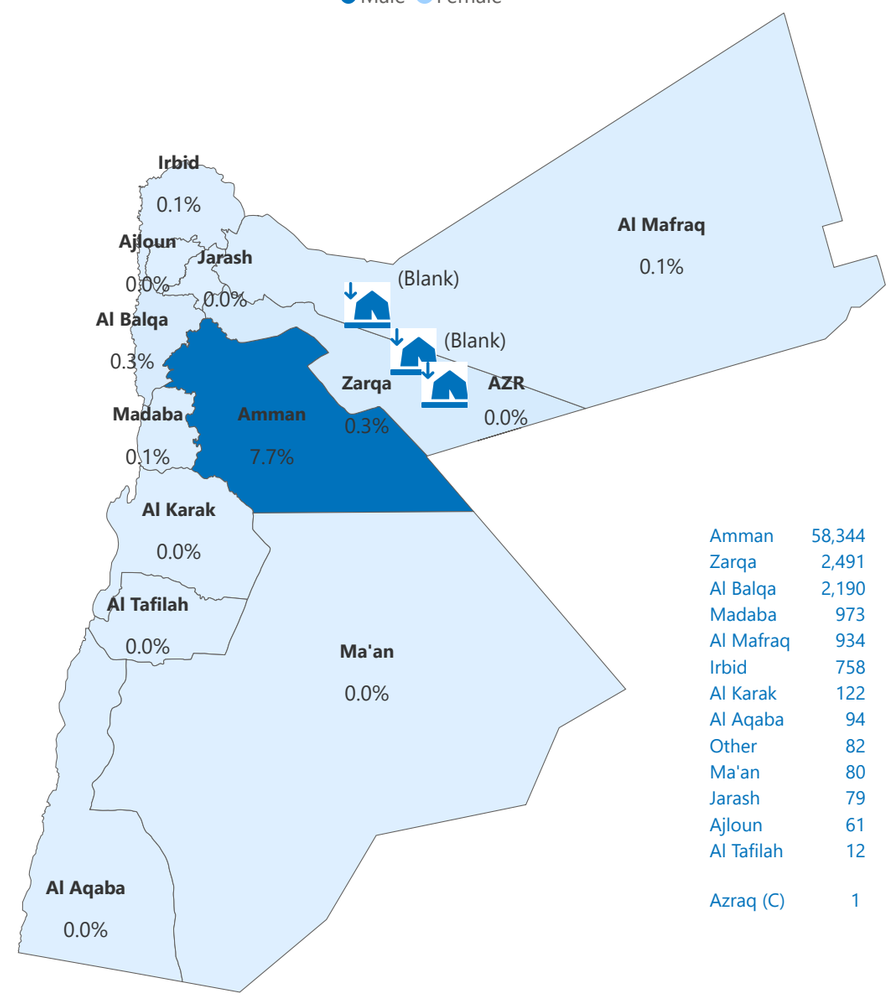

Amman	58,344
Zarqa	2,491
Al Balqa	2,190
Madaba	973
Al Mafraq	934
Irbid	758
Al Karak	122
Al Aqaba	94
Other	82
Ma'an	80
Jarash	79
Ajloun	61
Al Tafilah	12
Azraq (C)	1

Prepared by Data Analysis Group | Jordan