CAMEROON
SGBV Situation Analysis Dashboard

January - December 2021

OF INCIDENTS

640
GBV incidents

% OF PERSON AFFECTED
(DISAGGREGATED)

97% Women

3% Man

80% Adults

20% Children

PLACE GBV INCIDENTS OCCURED

376 Place GBV Incident Occured

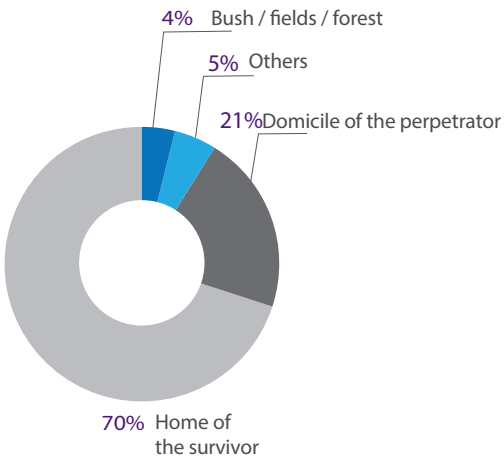

INCIDENTS PER PPG*

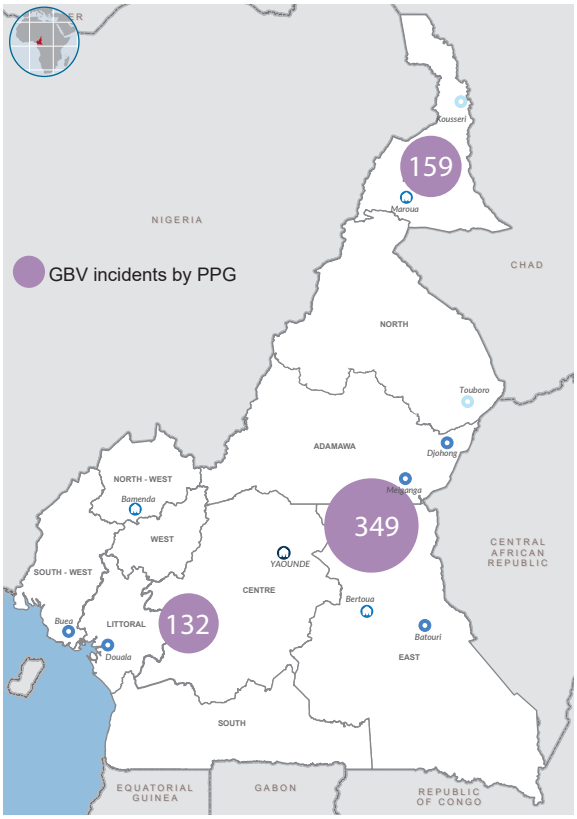

OVERVIEW

GBV incidents presented in this dashboard were collected and reported by the UNHCR and its partners, survivors are refugees and asylum seekers.
Based on field collection, 91% of GBV incidents took place in the country of asylum (Cameroon) against 9% in the countries of origin. Women and girls are disproportionately affected representing 86% of identified survivors.

INCIDENTS TYPE

640
GBV incidents

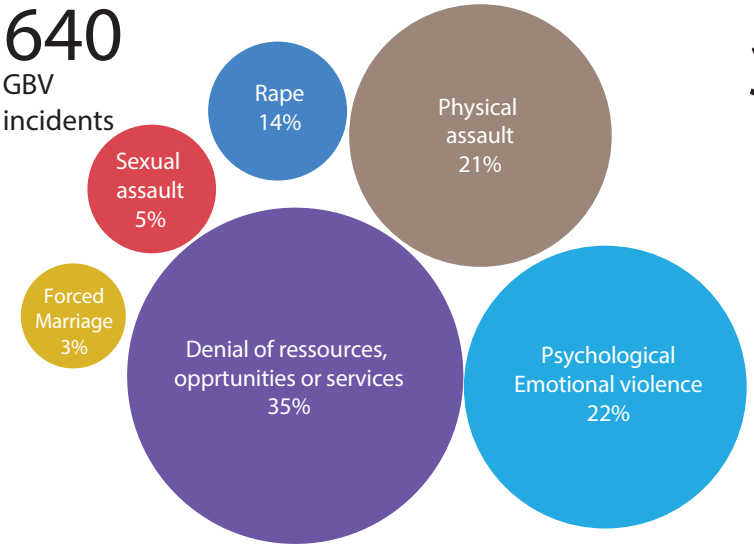

ALLEGED PERPETRATORS

309 Perpetrators of GBV

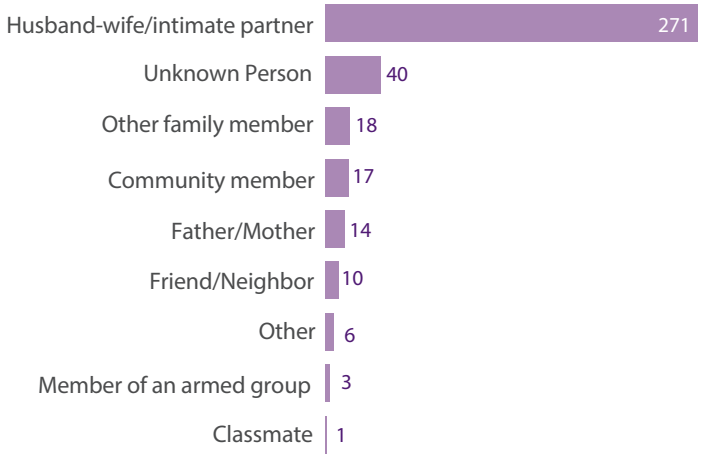

RESPONSE END PREVENTION ACTIVITIES

Awareness-raising activities on GBV

142,311 People sensitized during awareness-raising activities

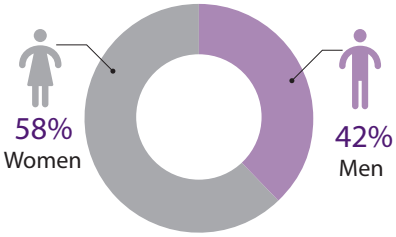

59,877 Children reached

82,434 Adults reached

GBV Assistance

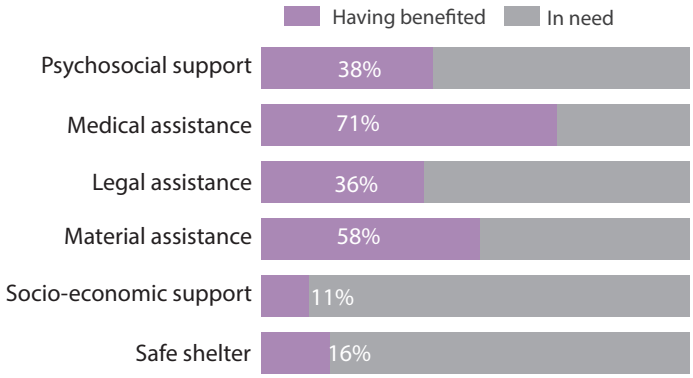

PPG*: Population planing group

Update date: 1 Feb. 2022 Sources: UNHCR, UNHCR offices and partners

For more information: Peggy Pentshi Maneng (maneng@unhcr.org), kramo Jean-Luc (kramoj@unhcr.org)