

IDPs

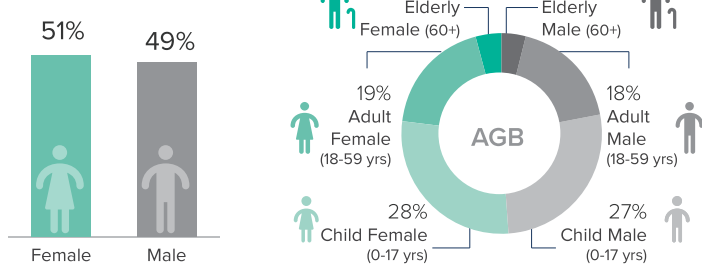


74% Living in formal camps.²

¹Data based on HNO 2021 (July 2021)

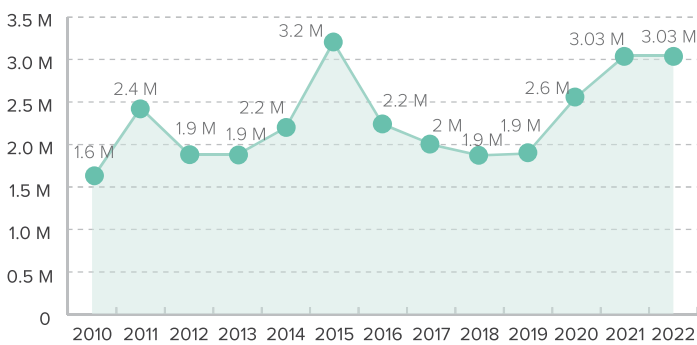
²Data based on IOM DTM Sudan mobility tracking round two (August 2021)

Age-gender Breakdown¹

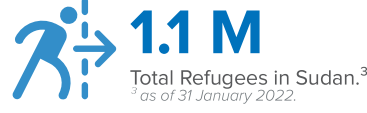


Data Source: UNHCR, IOM, OCHA

IDPs Trend by Year (Since 2010)



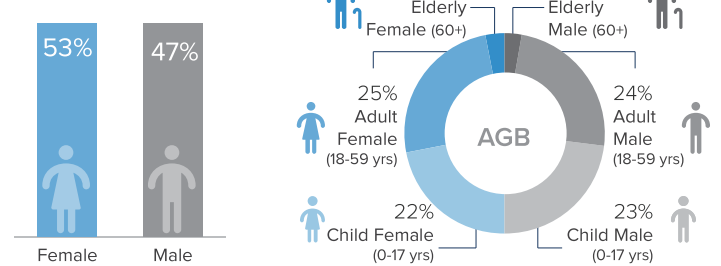
Refugees



15.8 K are persons with disabilities.³

³as of 31 January 2022.

Age-gender Breakdown³



Data Source: CoR, UNHCR

Refugees Trend by Year (Since 2010)

